



2018 AMERICAN ROYAL
Quarter Horse Show

SEPTEMBER 6-9 | KANSAS CITY, MO

\$421/HORSE* UNLIMITED CLASSES

SHOW MANAGED BY

Equine
PRODUCTION

Pattern Book

Western Riding

Thursday

Green/Level 1/Novice - Green pattern 2

All Others - Regular 2

Sunday

Green/Level 1/Novice - Green pattern 4

All Others - Regular 4

AQHA Ranch Riding

Thursday - Custom see pattern book

Saturday - Custom see pattern book

AQHA Reining

Thursday - Pattern 11

Saturday - Pattern 3

VRH Trail -

Friday - Custom see pattern book

Sunday - Custom see pattern book

VRH Ranch Riding

Friday - Custom see pattern book - Pattern 1

Sunday - Custom see pattern book - Pattern 4

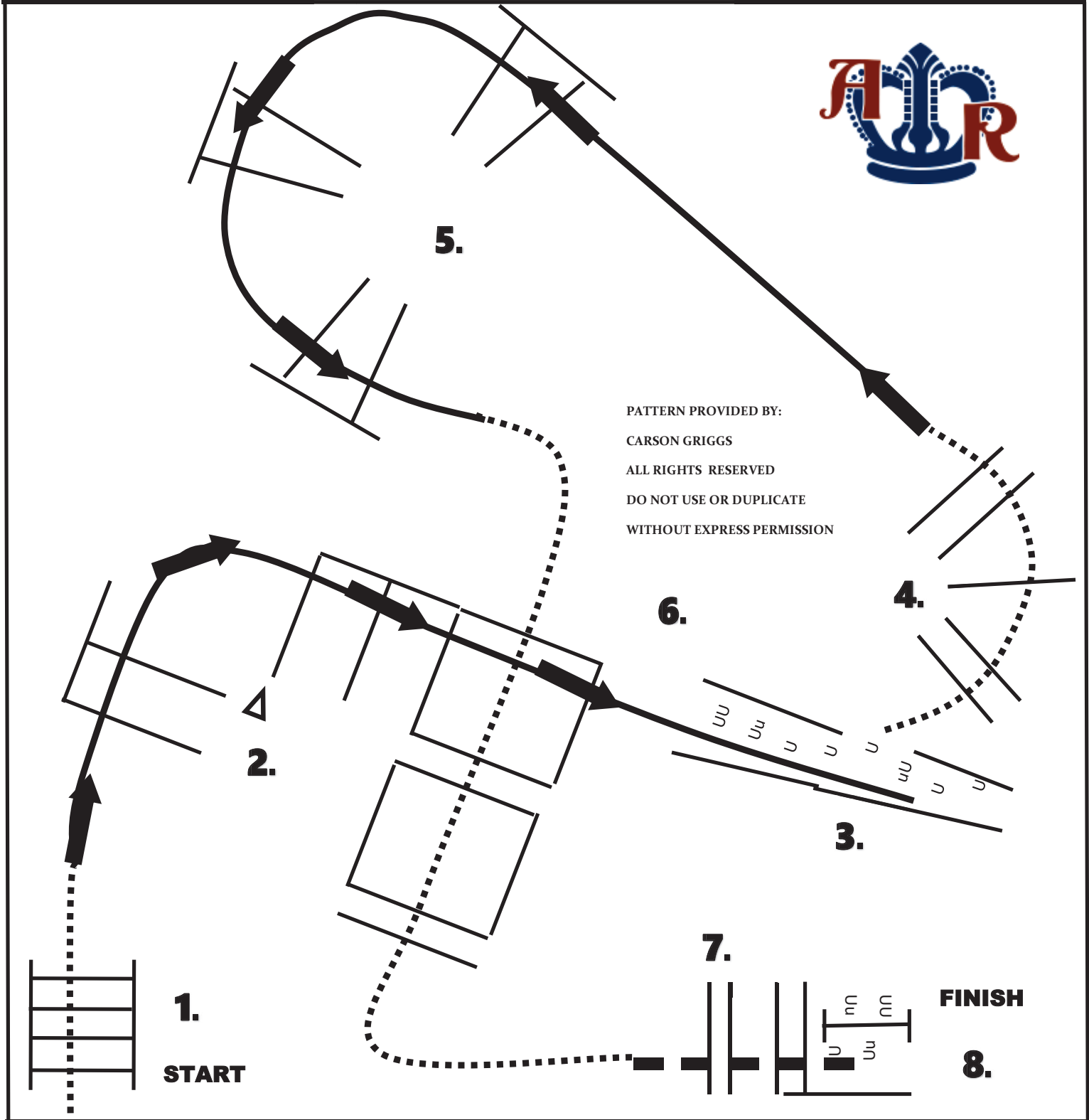
VRH Reining

Friday - VRH Pattern 2

Sunday - VRH Pattern 1

This is a flat rate show - show in everything! NSBA is also offered as a flat rate fee!

We do not charge for scratches - enter everything & scratch as needed.



PATTERN PROVIDED BY:
CARSON GRIGGS
ALL RIGHTS RESERVED
DO NOT USE OR DUPLICATE
WITHOUT EXPRESS PERMISSION

1. Trot over poles

2. Lope right lead around corner and over poles

3. Lope into chute, Back, Trot out of chute

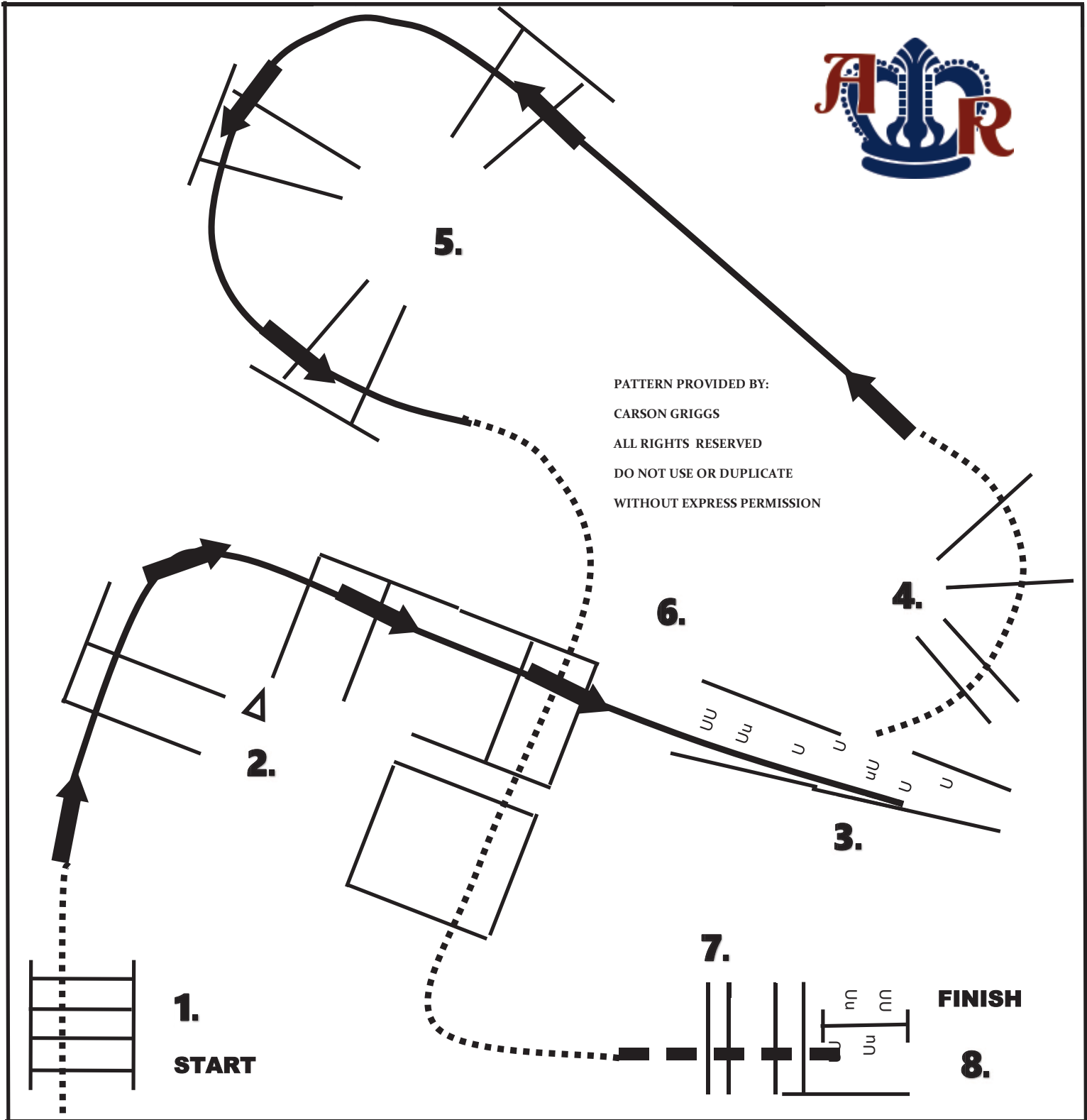
4. Continue Trot around fan poles

5. Lope left lead over poles

6. Trot over 5 poles and then toward gate

7. Break to walk, continue over poles

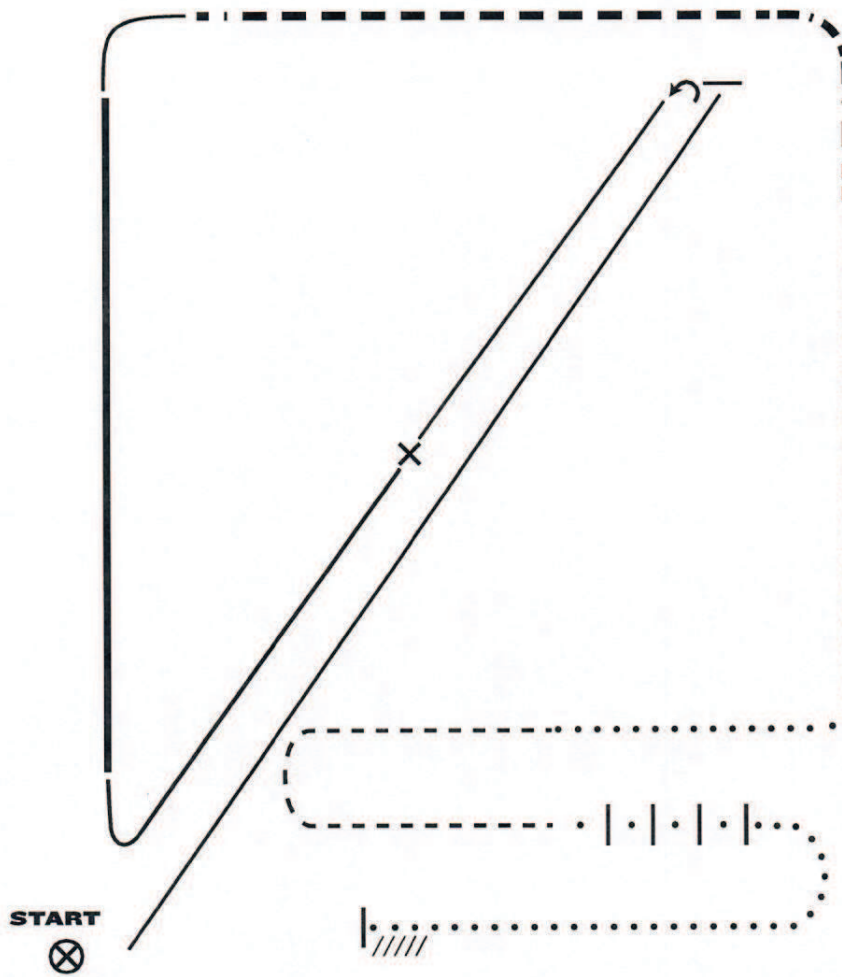
8. Work gate Left Hand to finish



PATTERN PROVIDED BY:
CARSON GRIGGS
ALL RIGHTS RESERVED
DO NOT USE OR DUPLICATE
WITHOUT EXPRESS PERMISSION

- 1. Trot over poles**
- 2. Lope right lead around corner and over poles**
- 3. Lope into chute, Back, Trot out of chute**
- 4. Continue Trot around fan poles**

- 5. Lope left lead over poles**
- 6. Trot over 5 poles and then toward gate**
- 7. Stop, OR Break to walk, continue over poles**
- 8. Work gate Left Hand to finish**



1. Right lead lope up arena
2. Stop and roll back to the left
3. Left lead lope down the arena
4. Change leads and continue loping around corner
5. Extended lope up arena, collect
6. Extended trot
7. Trot
8. Walk
9. Trot
10. Walk over logs
11. Walk
12. Stop and back

Thursday
Ranch
Riding
NOWA

Horse Show Patterns

Hunt Seat Equitation (Level 1 / Novice)

Show Date:

www.HorseShowPatterns.com

Be ready at A.

1. Canter on the left lead from A and around corner as shown.
2. Continue the canter in a straight line and around corner.
3. Trot in a straight line on the left diagonal until even with A.
4. Stop and perform a 360 degree turn on the forehand left.
5. Back approximately one horse length.
6. Exit arena at a trot on the right diagonal.

Legend:

- Walk
- Trot
- Extended Trot
- Canter
- Leg Yield
- Lead Change
- Back
- Marker B
- Sidepass
- Hand Gallop

[HSE/1-76]

Pattern Provided by:

Mist Callahan

Horse Show Patterns

Hunt Seat Equitation (All Youth / Amateur)

Show Date:

www.HorseShowPatterns.com

Be ready at A.

1. Canter on the left lead from A and around corner as shown.
2. Change leads at center and counter canter around corner.
3. Trot in a straight line on the left diagonal until even with A.
4. Stop and perform a 360 degree turn on the forehand left.
5. Back approximately one horse length.
6. Exit arena at a trot on the right diagonal.

Legend:

- Walk
- Trot
- Extended Trot
- Canter
- Leg Yield
- Lead Change
- Back
- Marker B
- Sidepass
- Hand Gallop

[HSE/2-76]

Pattern Provided by:

Mist Callahan

M/C

Horse Show Patterns

Horsemanship (Level 1 / Novice)

Show Date:

www.HorseShowPatterns.com

Be ready at A.

1. Lope on the right lead.
2. Perform a simple lead change in the middle of your line.
3. Lope in an arc to the middle of your pattern.
4. Break to a jog and jog a corner to the right.
5. Perform 1/2 turn to the left.
6. Walk halfway to middle.
7. Jog until even with A as shown.
8. Stop and back.

Walk
Jog
Extended Jog
Lope
Lead Change
Back
Marker

(A) (B)

[WH/1-112]

Pattern Provided by:
Nina E. Hillman

Horse Show Patterns

Horsemanship (All Youth / Amateur)

Show Date:

www.HorseShowPatterns.com

Be ready at A.

1. Lope on the right lead.
2. Change leads in the middle of your line.
3. Lope in an arc to the middle of your pattern.
4. Break to a jog and jog a corner to the right.
5. Perform 1 1/2 turns to the left.
6. Walk halfway to middle.
7. Lope on the right lead until you are halfway to A as shown.
8. Jog to A. Stop and back.

Walk
Jog
Extended Jog
Lope
Lead Change
Back
Marker

(A) (B)

[WH/2-112]

Pattern Provided by:
Nina E. Hillman

TH/2/1

Horse Show Patterns

Showmanship (Level 1 / Novice)

Show Date:

www.HorseShowPatterns.com

Be ready at A.

1. Walk halfway from A to judge.
2. Trot until even with judge.
3. Stop and back approximately two horse lengths.
4. Perform a 180 degree turn.
5. Trot to and around A and halfway to judge.
6. Walk to judge.
7. Stop and set up for inspection.
8. When dismissed, perform a 90 degree turn.
9. Walk straight away from judge.
10. Follow the instructions of your ring steward.

Legend:
 Walk: - - - - -
 Trot: - · - · -
 Back: - - - - -
 Marker: (B)
 Judge: (J)

IS/1-771

Pattern Provided by:
 Nisat E. Illatharan

Horse Show Patterns

Showmanship (All Youth / Amateur)

Show Date:

www.HorseShowPatterns.com

Be ready at A.

1. Walk halfway from A to Judge.
2. Trot until even with judge.
3. Stop and perform a 360 degree turn.
4. Back approximately two horse lengths.
5. Perform a 180 degree turn.
6. Trot to and around A and halfway to judge.
7. Walk to judge.
8. Stop and set up for inspection.
9. When dismissed, perform a 90 degree turn.
10. Walk straight away from judge.
11. Follow the instructions of your ring steward.

Legend:
 Walk: - - - - -
 Trot: - · - · -
 Back: - - - - -
 Marker: (B)
 Judge: (J)

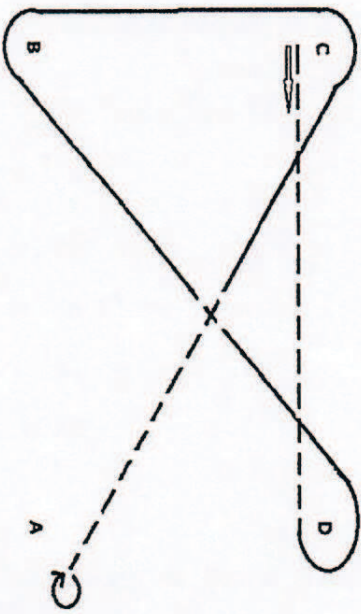
IS/2-771

Pattern Provided by:
 Nisat E. Illatharan

PA11

EQUITATION

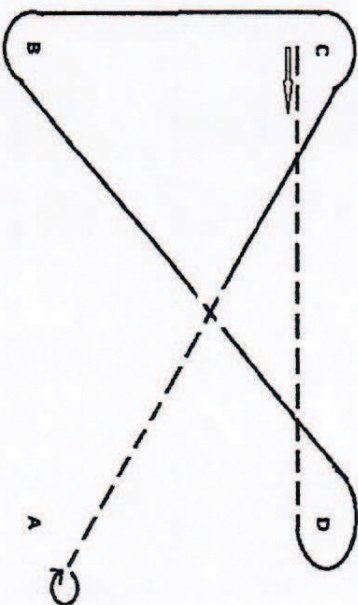
Novice Youth and Novice Amateur



1. Execute a forehand turn to the right
2. Trot on the right diagonal to the center of the pattern
3. Canter on the left lead to C and around B to the center of the pattern
4. Perform a lead change and continue around D
5. Trot on the left diagonal to C
6. Stop, back 1 horse length...exit at a trot

EQUITATION

Youth, Amateur and Select Amateur

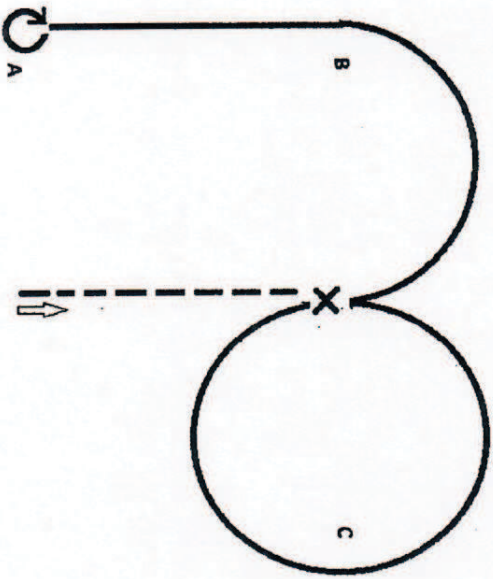


1. Execute a forehand turn to the right
2. Trot on the right diagonal to the center of the pattern
3. Canter on the left lead to C
4. Hand gallop from C to B
5. At B collect the canter and continue to the center of the pattern and change leads
6. Canter around D and trot on the left diagonal to C
7. Stop and back 1 horse length...exit at a trot

Sgt
KSM

Horsemanship

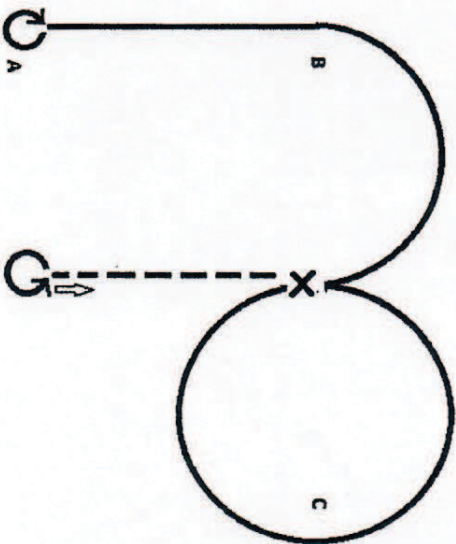
Novice Amateur and Novice Youth



1. Pivot 360* right and lope right lead down the line and 1/2 circle
2. Perform a simple change of leads and lope a circle to the left
3. Close circle and break to an extended trot until even with A
4. Stop, back 1 horse length ... exit at a jog

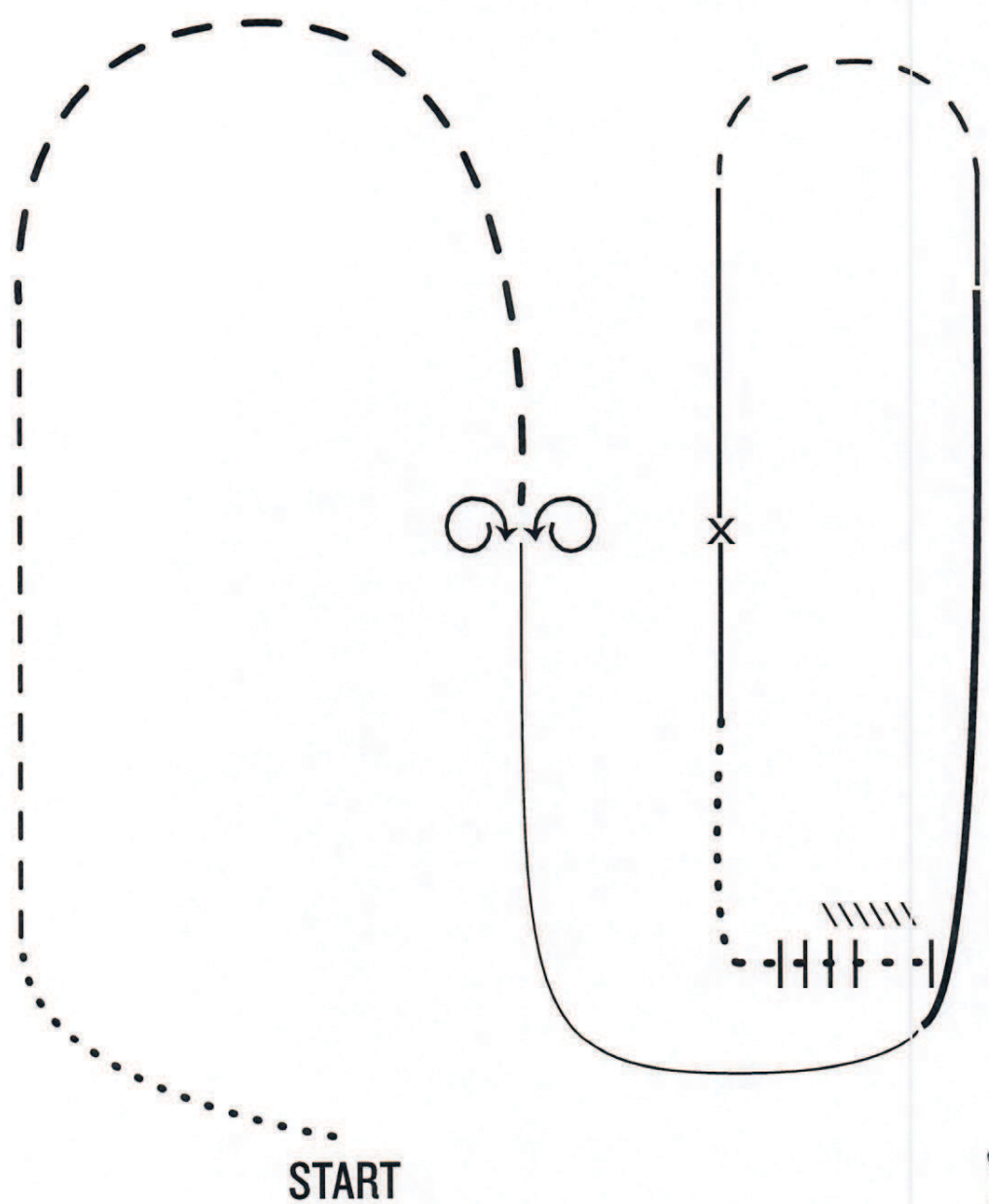
HORSEMANSHIP

Amateur Select, Amateur and Youth 13 & under, 14-18



1. Pivot 360* right and lope on the right lead down the line and 1/2 circle
2. Change leads and continue a circle to the left
3. Close circle and extend the trot until even with A.
4. Stop, pivot 360* left and back 1 horse length....exit at a jog

Set /son

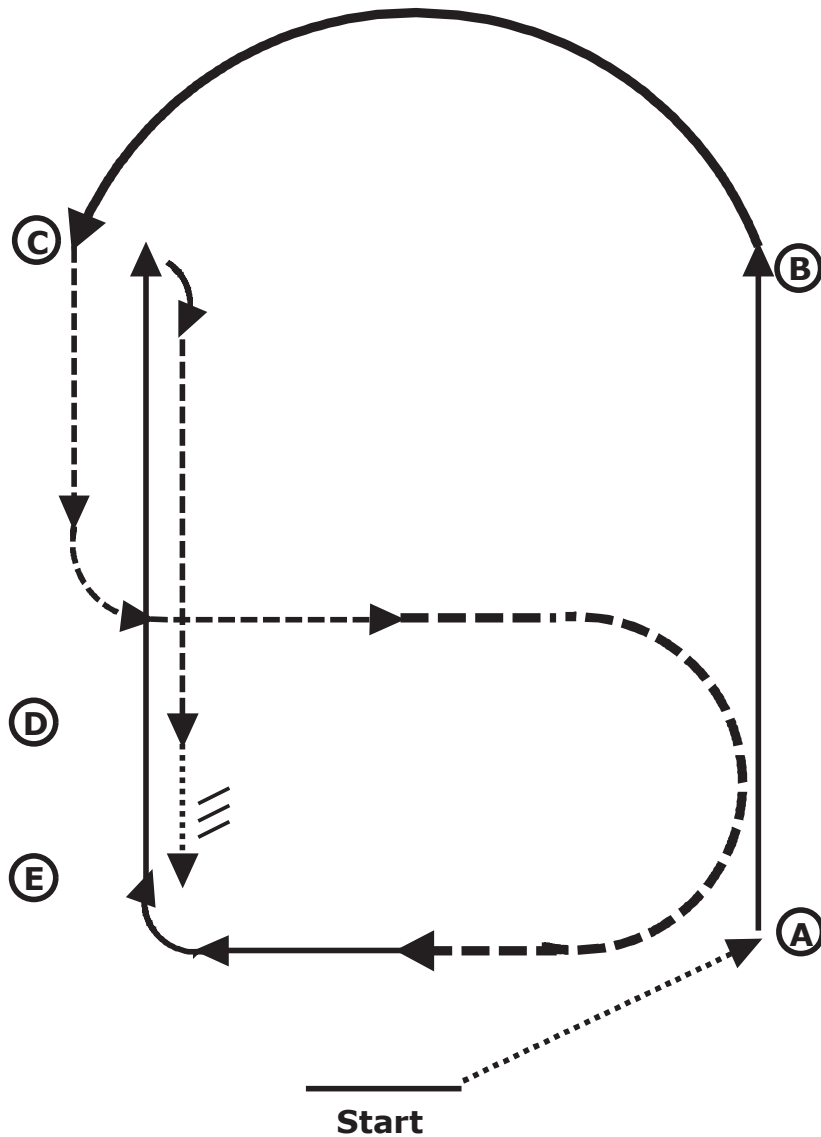


START

1. Walk
2. Trot
3. Extended trot
4. 360 both ways, either way first
5. Left lead lope
6. Extended lope, collect to a lope
7. Trot
8. Right lead lope
9. Change leads and lope approximately 30 feet
10. Walk
11. Walk over logs
12. Stop and back
13. Exit at walk or trot

*Saturday
HOHA Ranch
Riding*

Versatility Ranch Riding ①



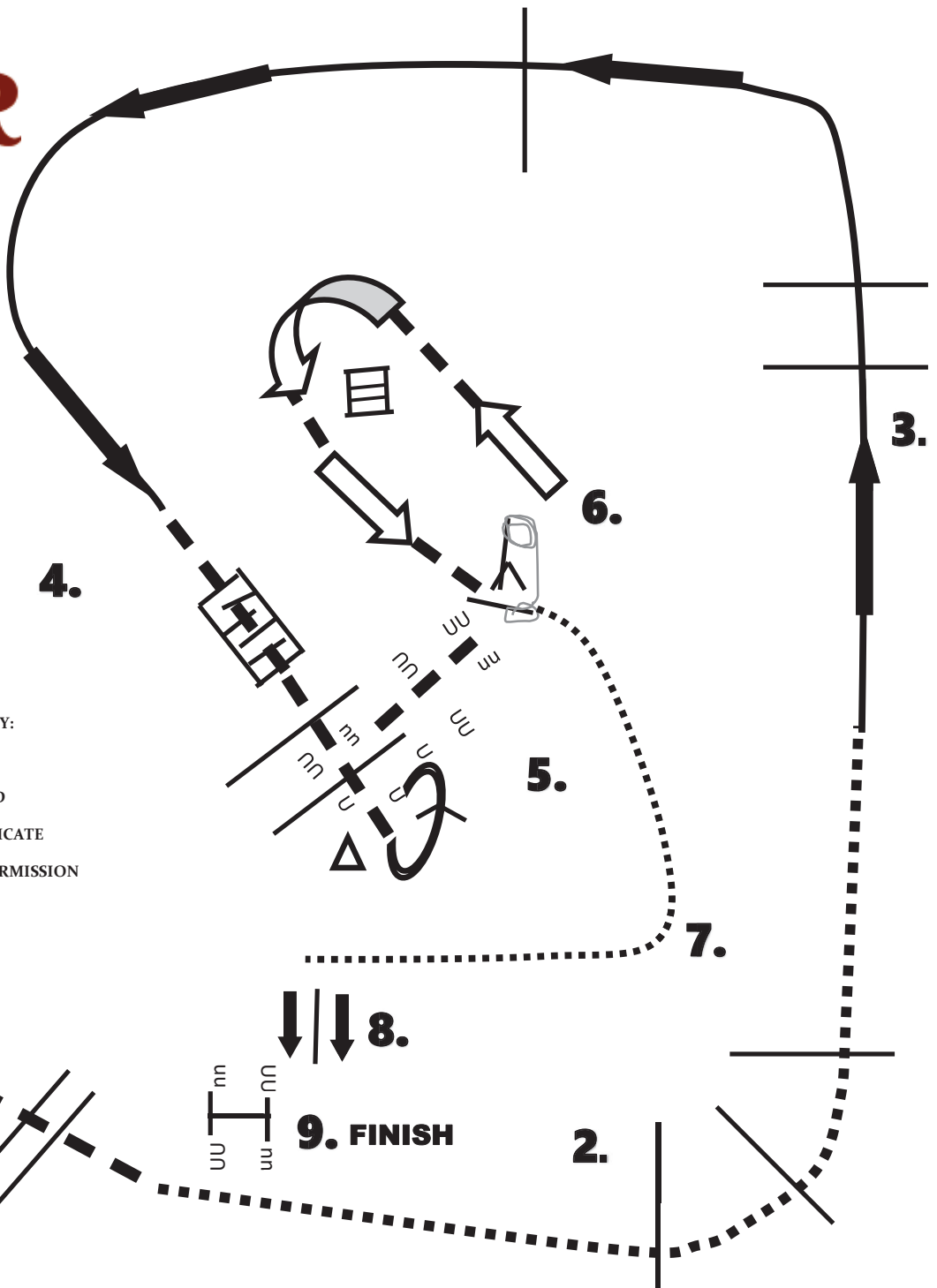
1. Walk from start to A.
2. Lope on left lead to B.
3. Extend lope to C.
4. Trot to center of arena.
5. Extend trot in a semi-circle to the right.
6. Lope right lead to C.
7. Stop at C, turn and trot to D.
8. Walk to E.
9. Stop and back



AMERICAN ROYAL 2018

Round 1

VRH RANCH TRAIL



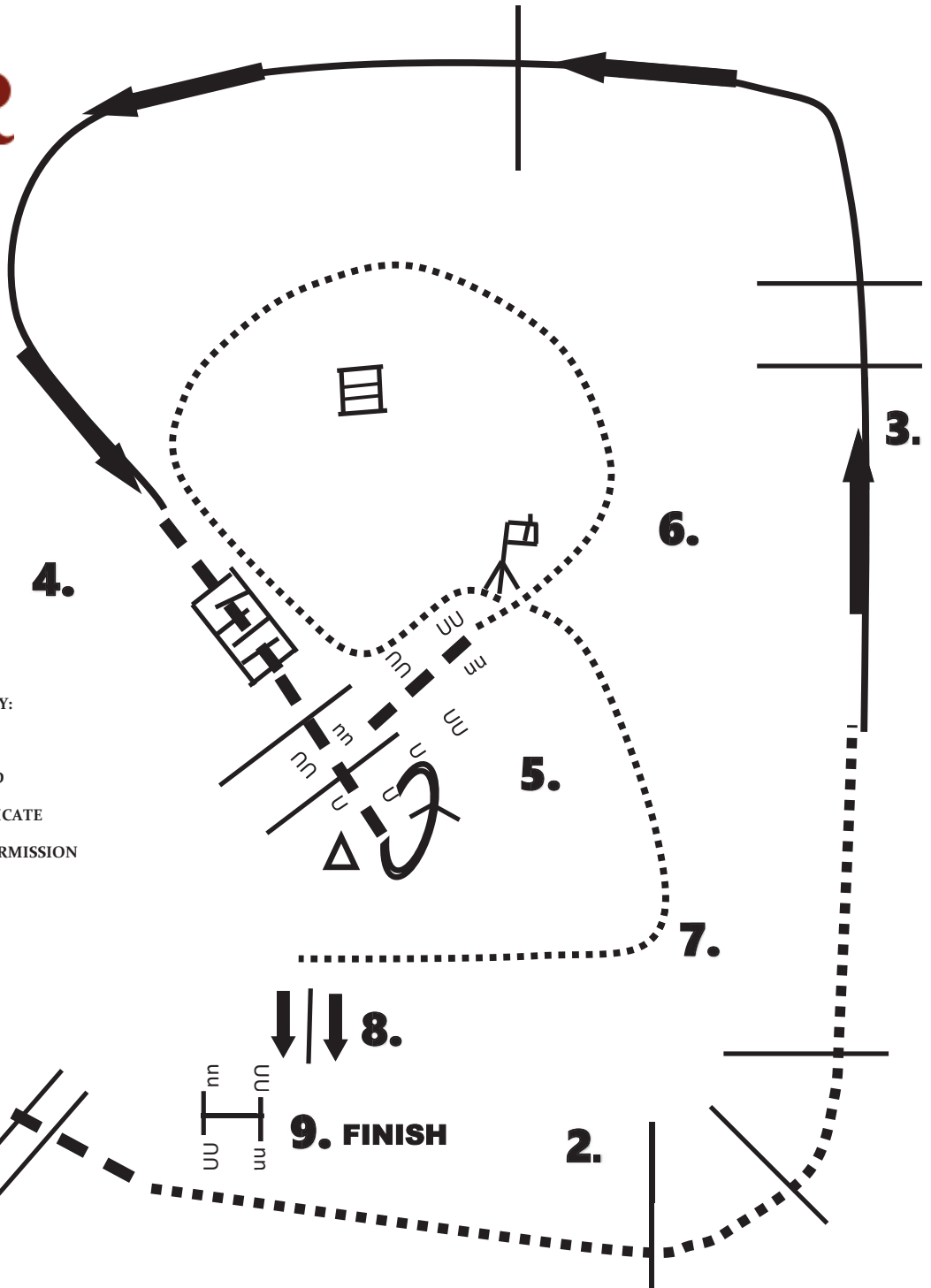
PATTERN PROVIDED BY:
CARSON GRIGGS 2018
ALL RIGHTS RESERVED
DO NOT USE OR DUPLICATE
WITHOUT EXPRESS PERMISSION

1. Walk over logs
2. Extended Trot around corner poles
3. Lope LL over poles and arc around towards bridge and stop
4. Walk up onto bridge and over poles, stop at cone
5. Pivot 3/4 to left, back around and into opening
6. Walk up to log drag, drag around barrel, return to post
7. Trot up to sidepass
8. Sidepass Left
9. Walk up to gate work gate Left hand to complete

AMERICAN ROYAL 2018

Round 1

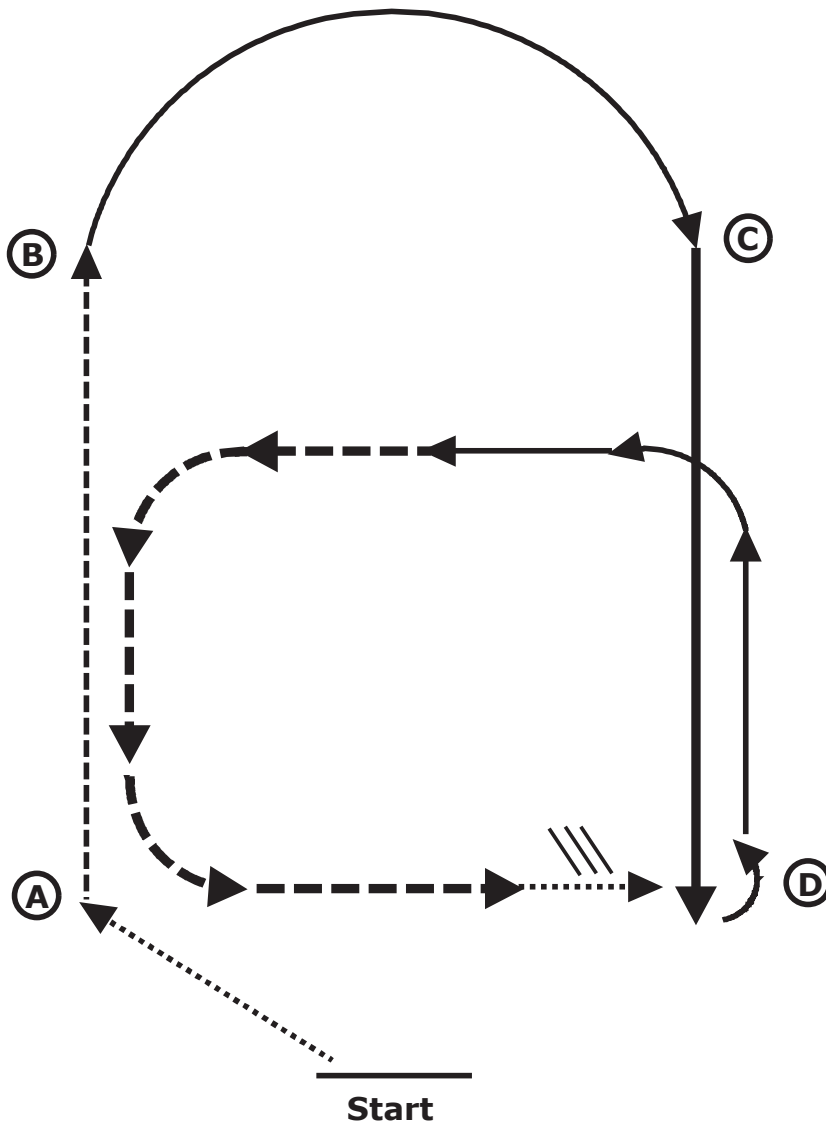
VRH RANCH TRAIL- Youth



PATTERN PROVIDED BY:
CARSON GRIGGS 2018
ALL RIGHTS RESERVED
DO NOT USE OR DUPLICATE
WITHOUT EXPRESS PERMISSION

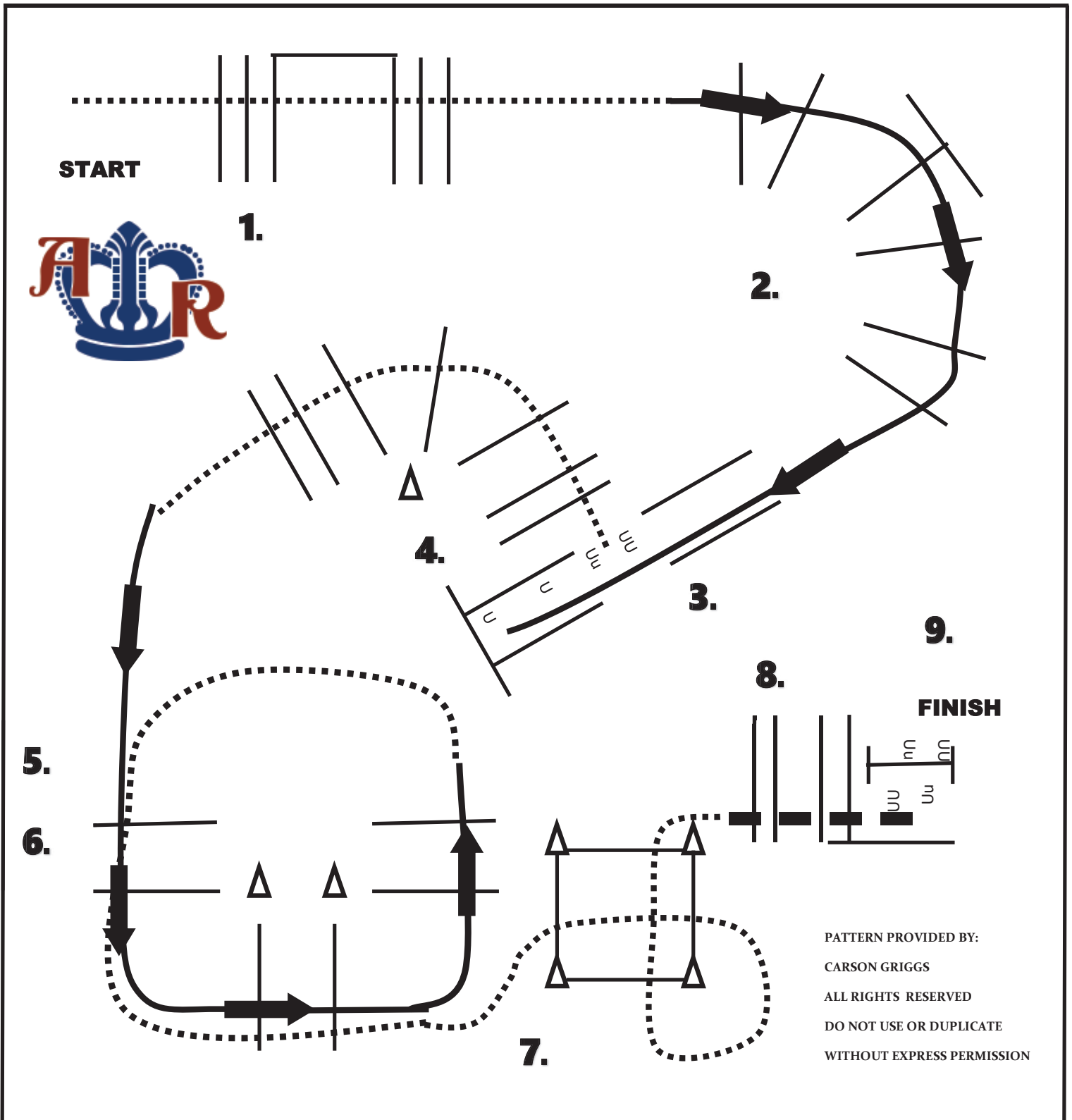
1. Walk over logs
2. Extended Trot around corner poles
3. Lope LL over poles and arc around towards bridge and stop
4. Walk up onto bridge and over poles, stop at cone
5. Pivot 3/4 to left, back around and into opening
6. Walk up mailbox, take out one letter, trot around barrel, return mail to mailbox
7. Trot up to sidepass
8. Sidepass Left
9. Walk up to gate work gate Left hand to complete

Versatility Ranch Riding ④



1. Walk from start to A.
2. Trot to B.
3. Lope on right lead to C.
4. Extend lope to D.
5. Turn and lope left lead to center.
6. Extend trot to D.
7. Walk, stop and back.





1. Trot straight poles

2. Lope Right Lead over fan poles and into chute

3. Back up; Spin 3/4 to Left

4. Trot around corner poles

5. Lope poles Left Lead

6. Trot around 3/4 wheel

7. Trot through and circle back again through box

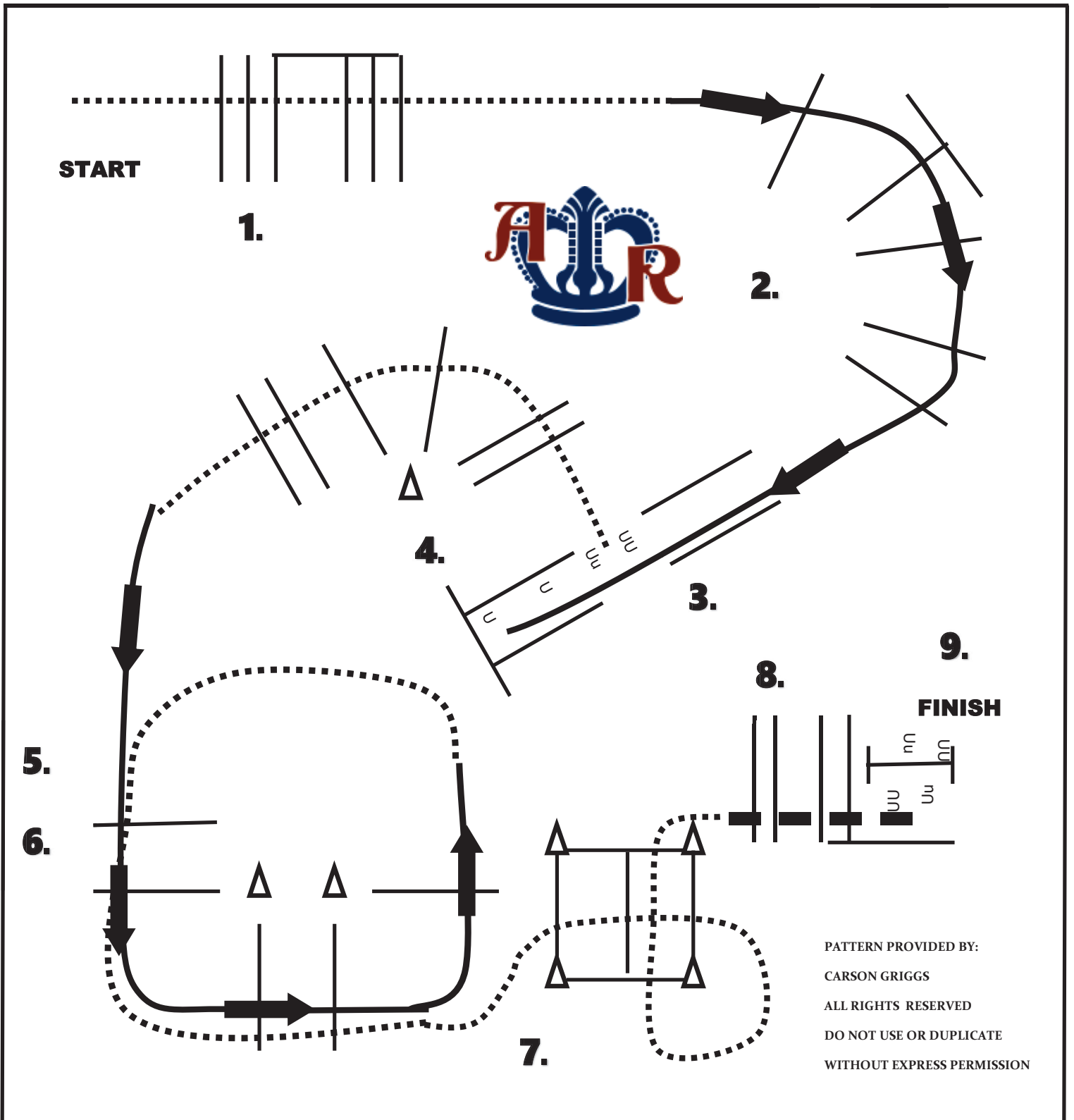
8. Walk poles up to gate

9. Work gate Left hand to Finish

Round 2

AMERICAN ROYAL 2018

Novice, Green, JR.



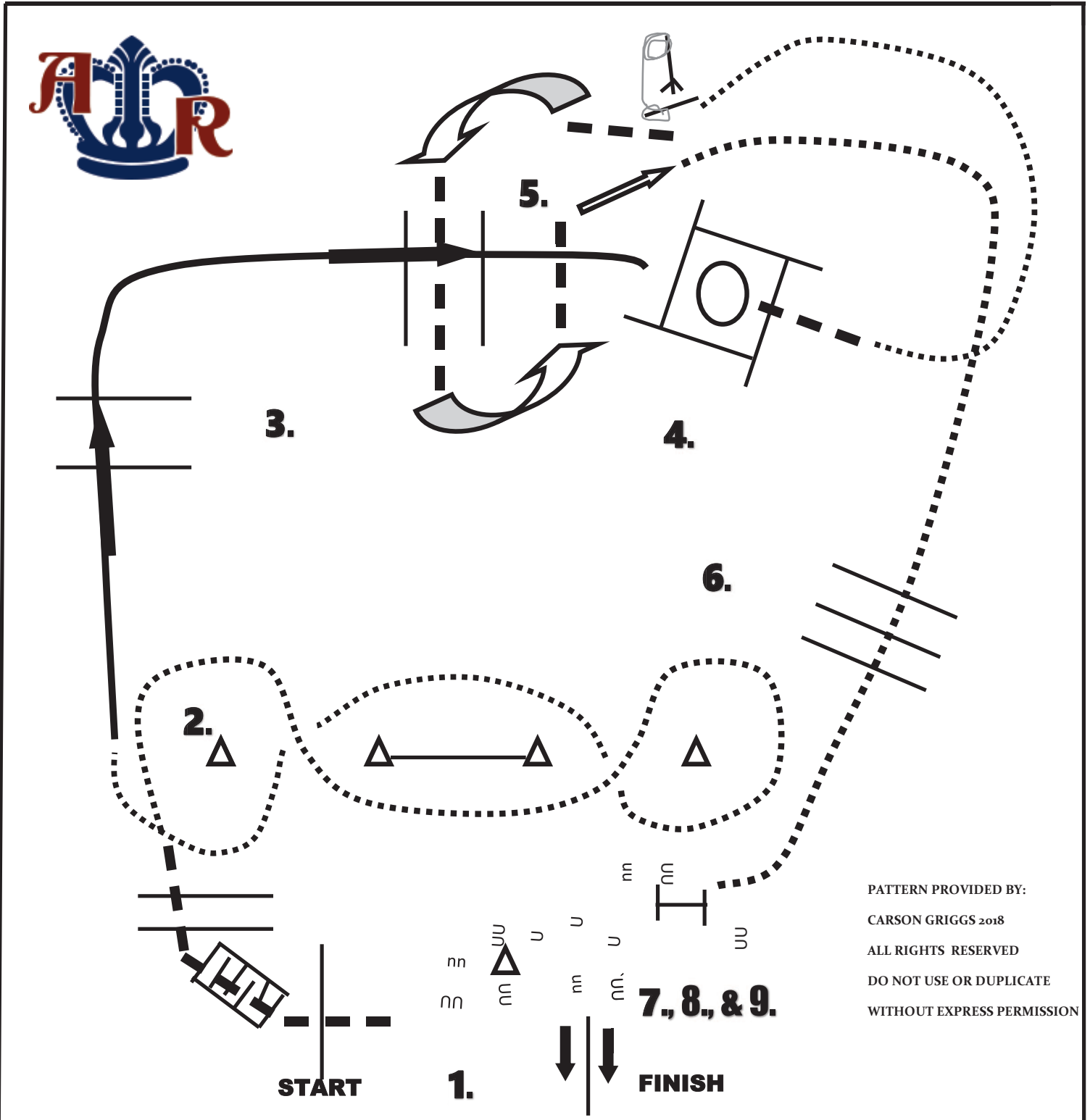
- 1. Trot straight poles
- 2. Lope Right lead over fan poles and into chute
- 3. Back up; Spin 3/4 to Left
- 4. Trot around corner poles
- 5. Lope poles Left Lead
- 6. Trot around 3/4 wheel

- 7. Trot through and circle back again through box
- 8. Walk poles up to gate
- 9. Work gate Left hand to Finish

AMERICAN ROYAL 2018

Round 2

VRH RANCH TRAIL

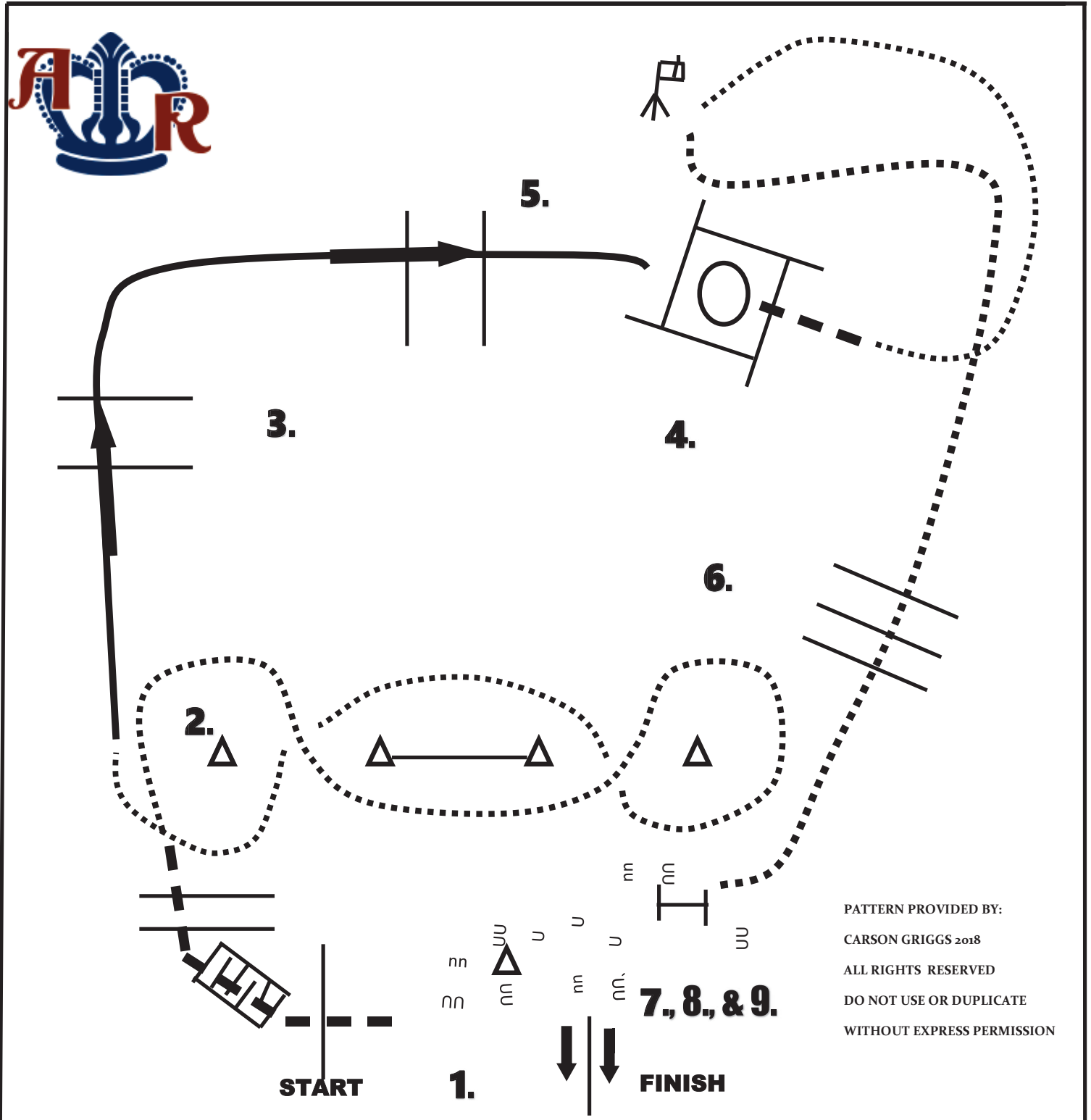


- 1. Walk over bridge and poles**
- 2. Trot around cones**
- 3. Lope right lead around corner**
- 4. Lope into box, stop, Spin in box either way walk out**
- 5. Trot up to log drag, drag through poles and back to post**
- 6. Extended trot over poles up to gate**
- 7. Work gate left hand**
- 8. Back u around cone and back to log**
- 9. Sidepass left over approx. 8ft log to finish**

AMERICAN ROYAL 2018

Round 2

VRH RANCH TRAIL- Youth



PATTERN PROVIDED BY:
CARSON GRIGGS 2018
ALL RIGHTS RESERVED
DO NOT USE OR DUPLICATE
WITHOUT EXPRESS PERMISSION

1. Walk over bridge and poles
2. Trot around cones
3. Lope right lead around corner
4. Lope into box, stop, Spin in box either way walk out
5. Trot up to mailbox, get yourself one envelope, & trot toward #6
6. Extended trot over poles up to gate
7. Work gate left hand
8. Back u around cone and back to log
9. Sidepass left over approx. 8ft log to finish