



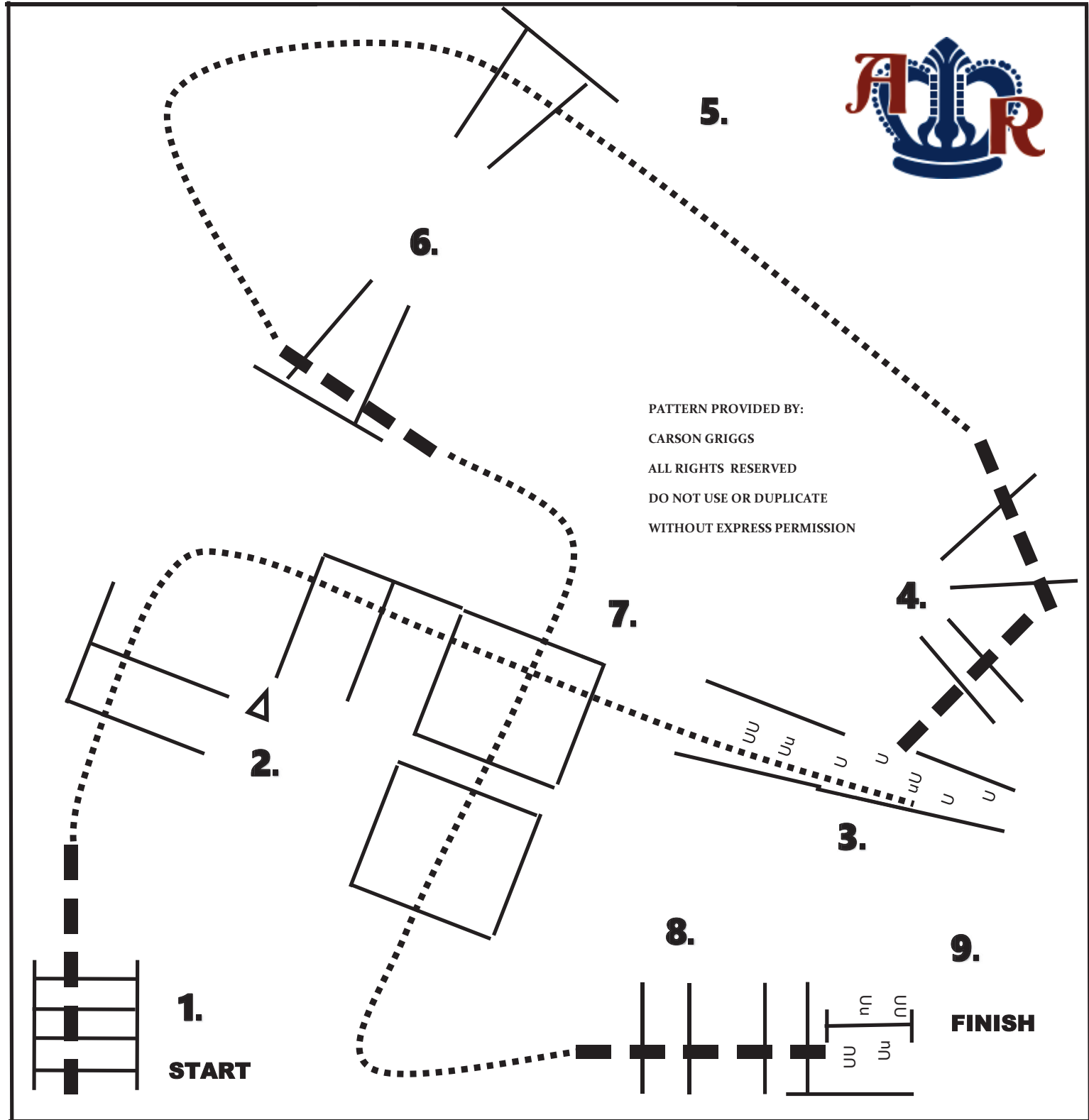
2018 AMERICAN ROYAL
Quarter Horse Show

SEPTEMBER 6-9 | KANSAS CITY, MO
\$421/HORSE* UNLIMITED CLASSES

SHOW MANAGED BY
Equine
PRODUCTION

All Walk/Jog Pattern Book

This is a flat rate show – show in everything! NSBA is also offered as a flat rate fee!
We do not charge for scratches – enter everything & scratch as needed.



PATTERN PROVIDED BY:
CARSON GRIGGS
ALL RIGHTS RESERVED
DO NOT USE OR DUPLICATE
WITHOUT EXPRESS PERMISSION

1. Walk over poles

2. Trot around corner and over poles

3. Trot into chute, Back, Walk out of chute

4. Walk around fan poles

5. Trot over poles

6. Walk over poles

7. Trot over 4 poles and then toward gate

8. Stop, OR Break to walk, continue over poles

9. Work gate Left hand to finish

Horse Show Patterns

Horsemanship (Walk Trot)

Show Date:

www.HorseShowPatterns.com

Be ready at A.

1. Walk to middle of pattern.
2. Jog in an arc to the middle of your pattern.
3. Stop and back.

Legend:

- Walk: (dotted)
- Jog: - - - - (dashed)
- Extended Jog: - - - - (long dashed)
- Lope: - . - . (dash-dot)
- Lead Change: / \ / \ (diagonal lines)
- Back: / \ / \ (zigzag)
- Marker: (B) (circle with B)

[WHAWT-112]

Pattern Provided by:
Nina E. Williams

Horse Show Patterns

Hunt Seat Equitation (Walk Trot)

Show Date:

www.HorseShowPatterns.com

Be ready at A.

1. Trot on the right diagonal from A and around corner as shown.
2. Walk in a straight line.
3. Sitting trot around corner until even with A.
4. Stop and back approximately one horse length.
5. Exit arena at a trot on the left diagonal.

Legend:

- Walk: (dotted)
- Trot: - - - - (dashed)
- Extended Trot: - - - - (long dashed)
- Canter: - - - - (short dashed)
- Leg Yield: ||||| (vertical lines)
- Lead Change: / \ / \ (diagonal lines)
- Back: / \ / \ (zigzag)
- Marker: (B) (circle with B)
- Sidepass: (B) (circle with B)
- Hand Gallop: - - - - (dashed with arrow)

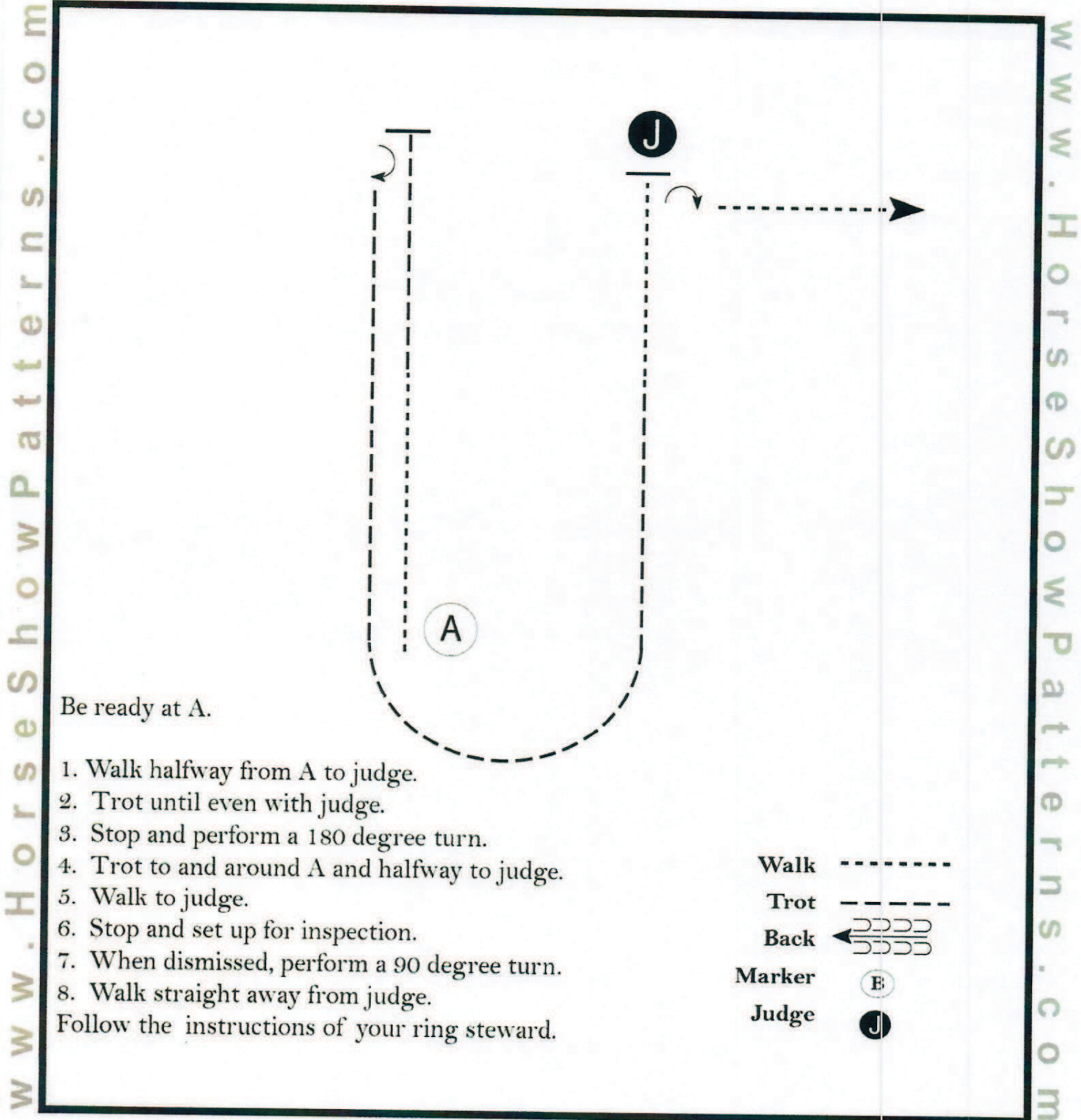
[HSEWT-76]

Pattern Provided by:
Nina E. Williams

Horse Show Patterns

Showmanship (Walk Trot)

Show Date:




Pattern Provided by:

Clint Fullerton

[S/WT-77]

EQUITATION
SMALL FRY

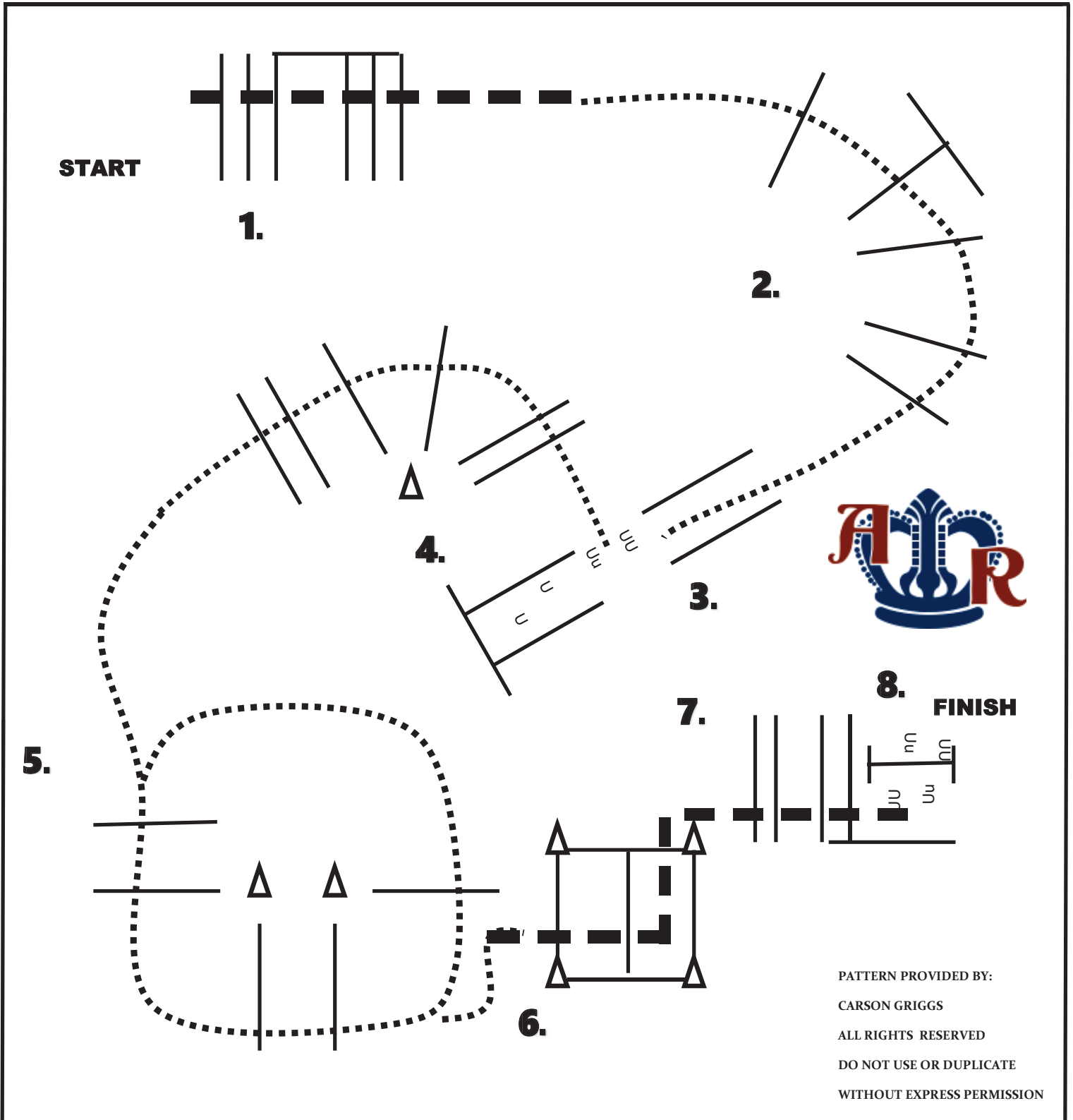


1. Begin at Marker A and walk 1 horse length
2. Start a posting trot on the right diagonal to and around D to the center of the arena and change diagonals
3. Continue around marker B to Marker C
4. Stop and back 1 horse length...exit at a trot

SMALL FRY HORSEMANSHIP



1. Begin at Marker A and walk 1 horse length
2. Jog to and around marker B
3. 1/2 way between Markers B and C extend the jog to Marker C
4. Stop and back 1 horse length.....thank you



PATTERN PROVIDED BY:
 CARSON GRIGGS
 ALL RIGHTS RESERVED
 DO NOT USE OR DUPLICATE
 WITHOUT EXPRESS PERMISSION

1. Walk straight poles

2. Trot over fan poles and into chute

3. Back up; Spin 3/4 to Left

4. Trot around corner poles

5. Trot around 3/4 wheel

6. Trot through box and chute

7. Walk poles up to gate

8. Work gate Left hand to Finish