



'Winner Circuit'

January 24-27, 2019

Cloverdale, IN - C Bar C Arena AQHA, IQHA, NSBA, IKI Approved

6 judges - 4 Days - AQHA & NSBA Flat Rate Option!

Patterns

Western Riding

Round 1

Green/Novice/Level 1 – L1 Pattern 2

All Others – Regular 2

Round 2

Green/Novice/Level 1 – L1 Pattern 4

All Others – Regular 4

Reining

Round 1

All Pattern - 9

Round 2

All Pattern – 11

Ranch Riding

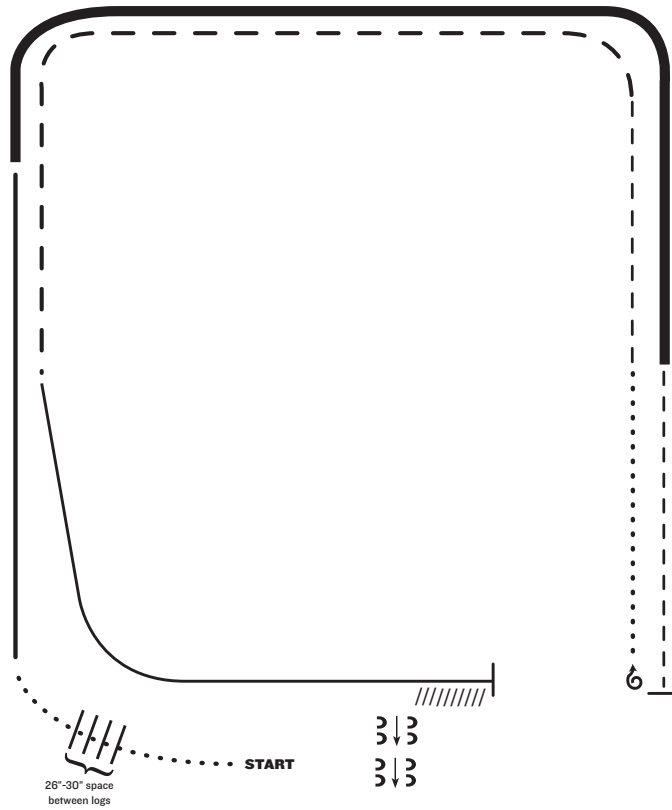
Round 1

See pattern book – Pattern 6

Round 2

See pattern book – Pattern 10

RANCH RIDING – PATTERN 6



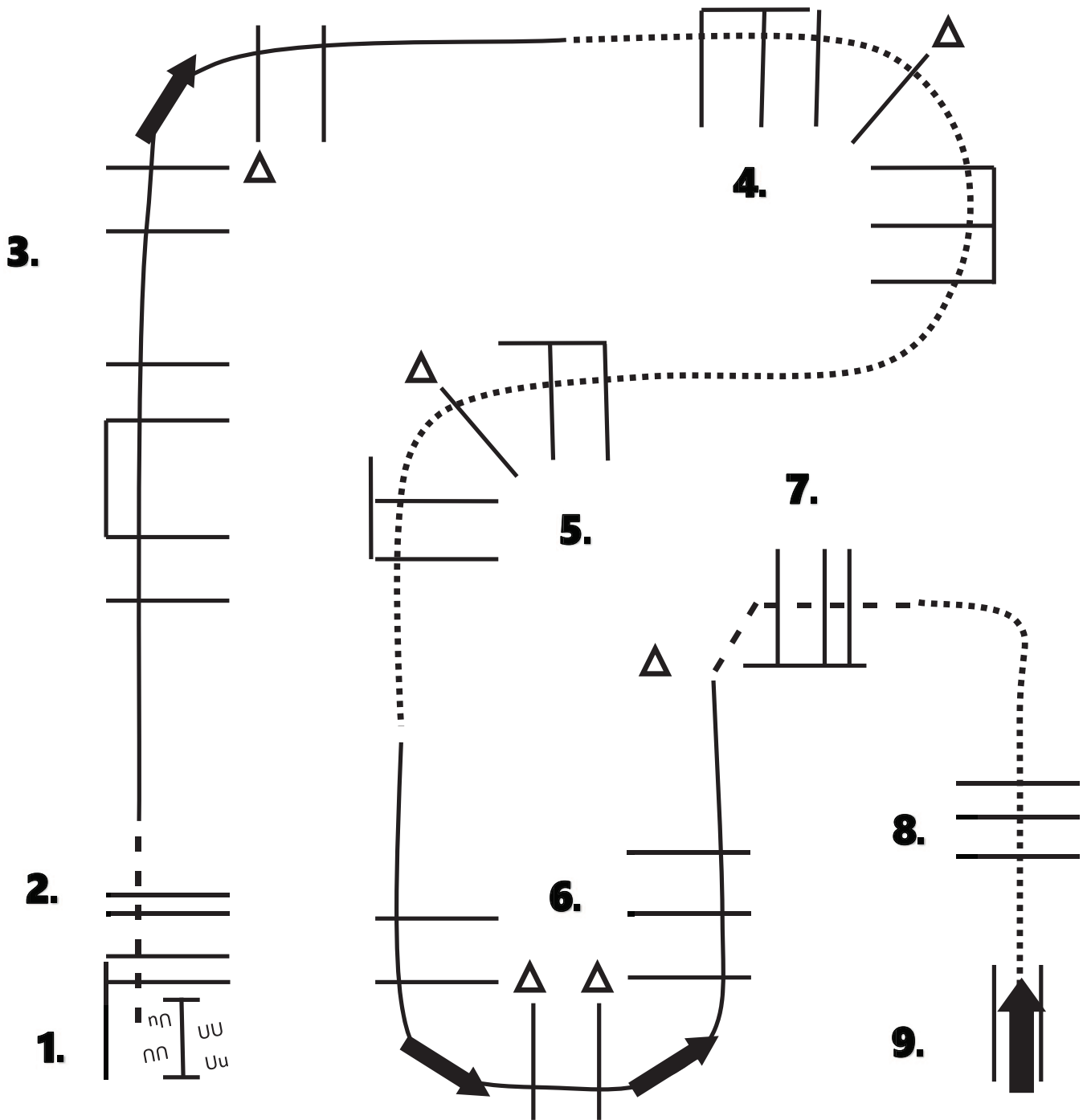
1. Walk
2. Walk over logs
3. Lope right lead
4. Extended lope (right lead)
5. Trot
6. Stop, 1 1/2 turns right
7. Walk
8. Trot
9. Extended trot
10. Lope left lead
11. Stop and Back
12. Side pass right

Note: The drawn description of this pattern is only intended for the general depiction of the pattern. Exhibitors should utilize the arena space to best exhibit their horses.

Round 1

Cloverdale Winner Circuit

ALL CLASSES EXCEPT WALK TROT TRAIL



- 1. Work gate right hand**
- 2. Walk over poles**
- 3. Lope right lead over poles**
- 4. Trot obstacle 4**
- 5. Continue to Trot obstacle 5**

- 6. Lope left lead over poles**
- 7. Stop at cone and continue through 7 at walk**
- 8. Trot obstacle 8**
- 9. Back in chute to finish**

2019 C Bar C Winner Circuit

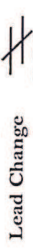


Western Horsemanship (13 & Under, 14-18, Amateur, Select)

Show Date:

www.HorseShowPatterns.com

Be ready at A.

1. Jog to and around B.
2. Extend the jog to the middle of your pattern.
3. Perform a 3/4 turn right.
4. Perform a small left lead lope circle.
5. Break to a walk and lope approximately 2 horse lengths.
6. Lope on the right lead and lope a square corner to C.
7. Stop and back.
8. Perform a 1/4 turn right.
9. Jog to exit.

Walk -----
 Jog -----
 Extended Jog -----
 Lope -----
 Lead Change 
 Back 
 Marker  (B)

www.HorseShowPatterns.com

[WH/2-107]

Pattern Provided by:

Mark Russell

©2018 HorseShowPatterns.com All Rights Reserved

2019 C Bar C Winner Circuit

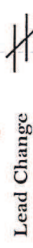


Western Horsemanship (Level 1 Youth and Level 1 Amateur)

Show Date:

www.HorseShowPatterns.com

Be ready at A.

1. Jog to and around B.
2. Extend the jog to the middle of your pattern.
3. Perform a 3/4 turn right.
4. Perform a small left lead lope circle.
5. Break to a walk and walk approximately 2 horse lengths.
6. Jog straight and a square corner toward C.
7. Lope on the right lead to C.
8. Stop and back.
9. Perform a 1/4 turn right.
10. Jog to exit.

Walk -----
 Jog -----
 Extended Jog -----
 Lope -----
 Lead Change 
 Back 
 Marker  (B)

www.HorseShowPatterns.com

[WH/1-107]

Pattern Provided by:

Mark Russell

©2018 HorseShowPatterns.com All Rights Reserved

2019 C Bar C Winner Circuit

Hunt Seat Equitation (13 & Under, 14-18, Amateur, Select)

Show Date:

www.HorseShowPatterns.com

Be ready before A.

1. Walk to A.
2. Trot on the left diagonal up the center of pattern and to B.
3. Change diagonals and trot around B.
4. Canter on the left lead to C.
5. Walk around C.
6. Posting trot on the left diagonal toward B.
7. Prior to B, pick up the right lead canter until even with A.
8. Stop and back approximately one horse length.

Follow the instructions of your ring steward.

www.HorseShowPatterns.com

[HSE/2-71]

Pattern Provided by:

Mark Russell

©2018 HorseShowPatterns.com - All Rights Reserved

2019 C Bar C Winner Circuit

Hunt Seat Equitation (Level 1 Youth and Level 1 Amateur)

Show Date:

www.HorseShowPatterns.com

Be ready before A.

1. Walk to A.
2. Trot on the left diagonal up the center of pattern and to B.
3. Walk around B.
4. Canter on the left lead to C.
5. Walk around C.
6. Posting trot on the left diagonal toward B.
7. Continue the trot until even with A.
8. Stop and back approximately one horse length.

Follow the instructions of your ring steward.

www.HorseShowPatterns.com

[HSE/1-71]

Pattern Provided by:

Mark Russell

©2018 HorseShowPatterns.com - All Rights Reserved

C Bar C Winner Circuit

Western Horsemanship (Level 1 Amateur, Level 1 Youth)

Show Date: January 26-27, 2019

www.HorseShowPatterns.com

Be ready at A.

1. Walk approximately 2 horse lengths from A.
2. Jog to B. Jog a square corner around B.
3. Lope on the left lead to C.
4. Perform a simple lead change at C.
5. Lope on the right lead in a half circle.
6. Extend the jog and close the circle.
7. Slow to a jog and jog a half circle to D.
8. Stop at D and back approximately one horse length.

Follow the instructions of your ring steward.

[WH/2-63]

Tom McBeath

Pattern Provided by:

Tom McBeath

©2019 HorseShowPatterns.com All Rights Reserved

C Bar C Winner Circuit

Western Horsemanship (Youth, Amateur, Select)

Show Date: January 26-27, 2019

www.HorseShowPatterns.com

Be ready at A.

1. Walk approximately 2 horse lengths from A.
2. Lope on the left lead to and around B and to C.
3. Change leads at C.
4. Lope on the right lead in a half circle.
5. Extend the jog and close the circle.
6. Slow to a jog and jog a half circle to D.
7. Stop at D and back approximately one horse length.

Follow the instructions of your ring steward.

[WH/3-63]

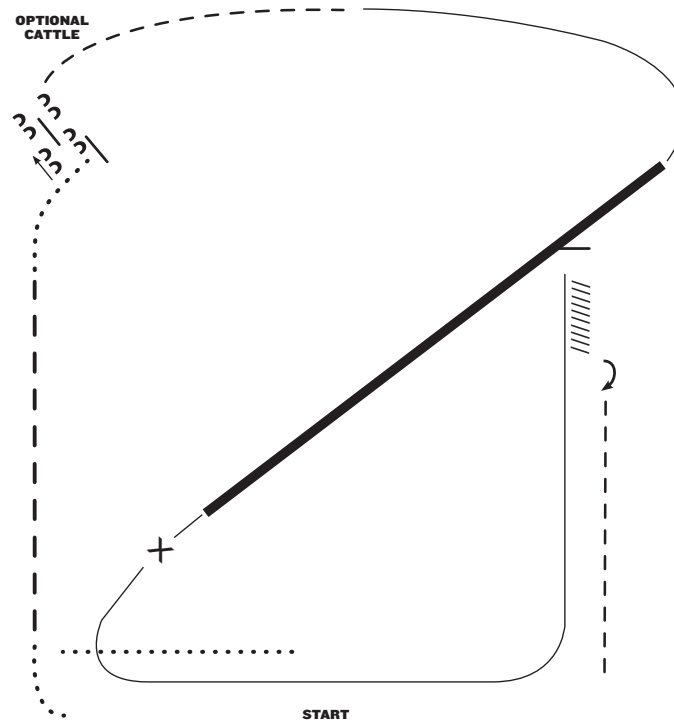
Tom McBeath

Pattern Provided by:

Tom McBeath

©2019 HorseShowPatterns.com All Rights Reserved

RANCH RIDING – PATTERN 10



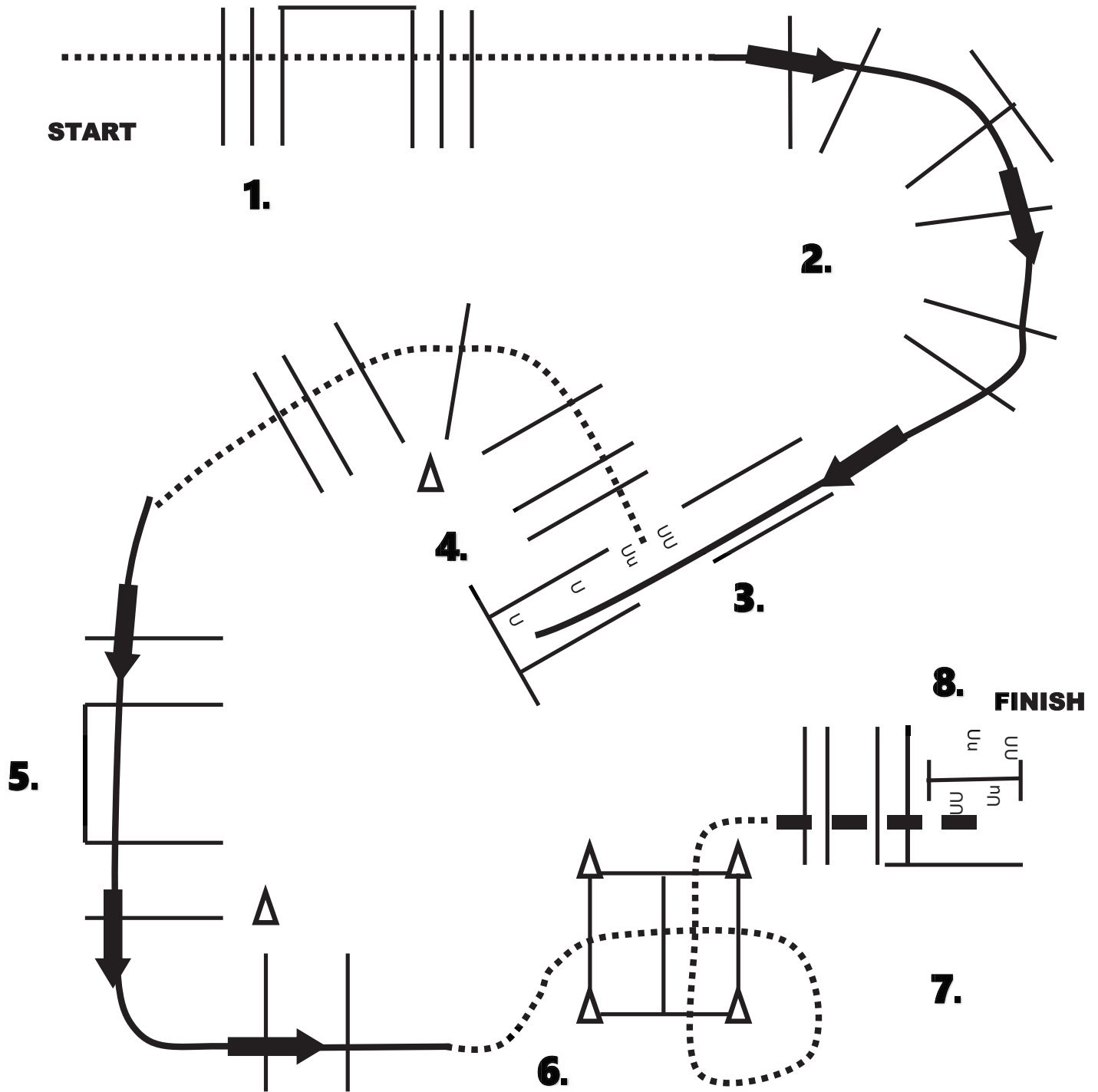
1. Walk
2. Extended trot
3. Walk
4. Stop, side pass log left
5. Trot
6. Lope right lead
7. Extended Lope (right lead)
8. Collect lope and change leads (simple or flying)
9. Lope left lead
10. Stop and back
11. 180 turn to right
12. Trot

Note: The drawn description of this pattern is only intended for the general depiction of the pattern. Exhibitors should utilize the arena space to best exhibit their horses.

Round 2

Cloverdale Winner Circuit

ALL CLASSES EXCEPT WALK TROT TRAIL



1. Trot straight poles

2. Lope Right over fan poles and into chute

3. Back up; Spin 3/4 to Left

4. Trot around corner poles

5. Lope poles Left Lead

6. Trot through and around up the box

7. Walk over poles up to gate

8. Work gate Left hand to Finish