

The
WINTER BLAST
Circuit
AN *Equine* PRODUCTION
Sliding Contest!
\$2500+ in prizes!
NSBA
\$1000 Green WP
\$500 Novice AM WP
MISSOURI
MOHA
MISSOURI QUARTER HORSE ASSOCIATION



All Walk/Jog & EWD

Pattern Book

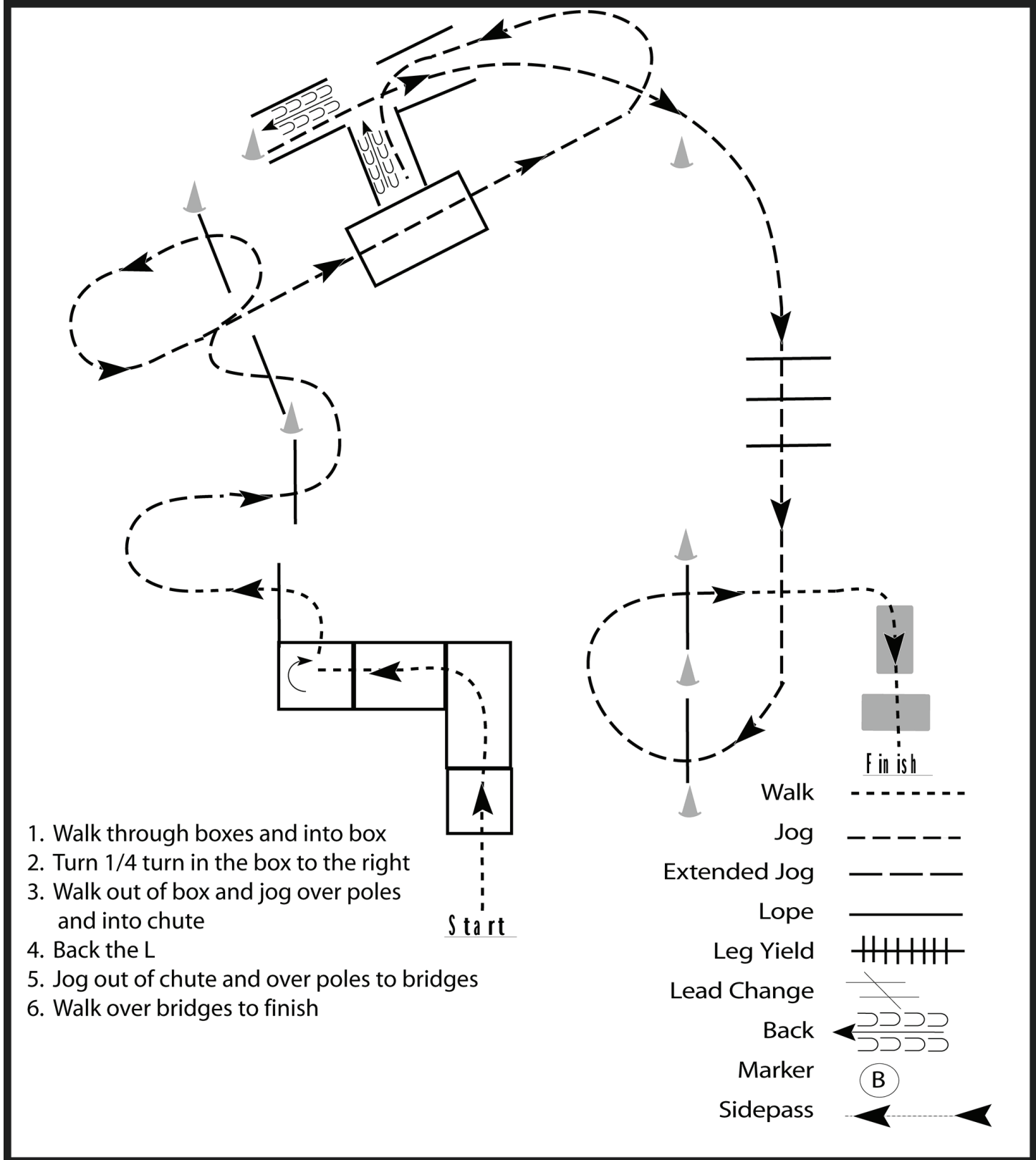
Winter Blast

Trail Round 1 (Small Fry, EWD, Level 1 Walk Trot)

Show Date: 02-21-2019

www.HorseShowPatterns.com

www.HorseShowPatterns.com



1. Walk through boxes and into box
2. Turn 1/4 turn in the box to the right
3. Walk out of box and jog over poles and into chute
4. Back the L
5. Jog out of chute and over poles to bridges
6. Walk over bridges to finish

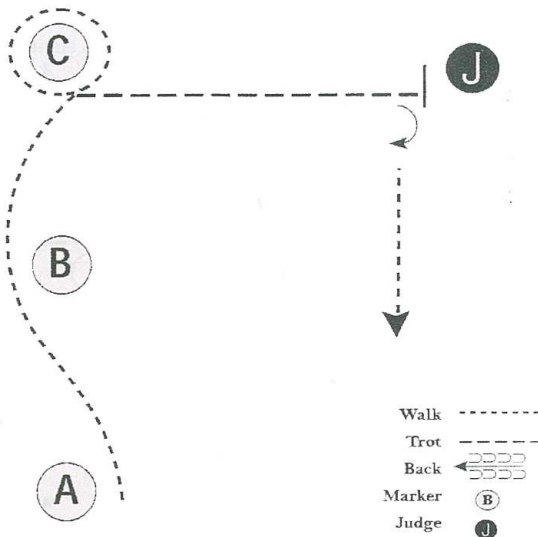
Walk	-----
Jog	- - - - -
Extended Jog	- - - - -
Lope	_____
Leg Yield	
Lead Change	///
Back	~~~~~
Marker	(B)
Sidepass	←-----→

[T/WT-16]

Pattern Provided by:

Kendra L Weis

**EQUESTRIANS WITH DISABILITIES
SHOWMANSHIP**



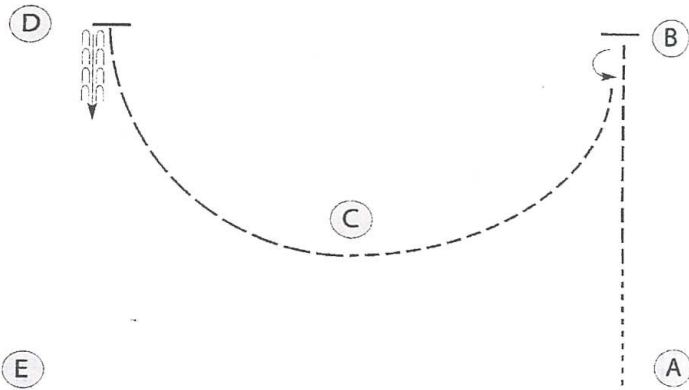
- Be ready at A.
1. When acknowledged, walk from A, around B to C.
 2. Walk a tight circle around C.
 3. Trot to judge.
 4. Stop and set up for inspection.
 5. When dismissed, perform a 90 degree turn and walk away from judge.
- Follow the directions of your ring steward.

**EQUESTRIANS WITH DISABILITIES
HUNT SEAT EQUITATION (WALK-TROT)**



- Be ready at A.
1. Walk two horse lengths from A.
 2. Trot forward and a half circle on the left diagonal until even with B.
 3. Change diagonal and trot straight and then a half circle on the right diagonal until even with A.
 4. Stop and back approximately one horse length.
- Follow the instructions of your ring steward.

**EQUESTRIANS WITH DISABILITIES
WESTERN HORSEMANSHIP (WALK-JOG)**



- Be ready at A.
1. Walk approximately two strides from A.
 2. Jog to B.
 3. Stop and perform a 180 degree turn to the left.
 4. Jog a half circle to C.
 5. Extend the jog to D.
 6. Stop at D and back approximately one horse length.
- Follow the instructions of your ring steward.

2019

Winter Blast

These patterns will
be used for go's.

Good Luck!

Thursday/Friday **2019 Winter Blast**
Horsemanship (All Walk/Trot)

Thursday/Friday

2019 Winter Blast Thursday/Friday
Showmanship (Small Fry)

Show Date:

Show Date:

www.HorseShowPatterns.com

Be ready at A.

1. Walk from A to center of pattern.
2. Jog until just past B and stop.
3. Turn 1/4 turn to the right.
4. Jog to and around B.
5. Extended jog until even with A and C.
6. Stop and back approximately one horse length.
7. Walk off straight past C.

Pattern is over once you pass C at the walk.

Follow the directions of your ring steward.

Walk -----
 Jog - - - - -
 Extended Jog - - - - -
 Lope _____
 Lead Change
 Back
 Marker (B)

www.HorseShowPatterns.com

Pattern Provided by:

[WH/WT-81]

©2019 HorseShowPatterns.com. All Rights Reserved.

www.HorseShowPatterns.com

Be ready at A.

1. Trot from A, around B and past C.
2. Break to a walk when past C.
3. Walk to the judge, stop and set up for inspection.
4. When dismissed, perform a 90 degree turn and walk to the exit.

Follow the instructions of your ring steward.

Walk -----
 Trot - - - - -
 Back
 Marker (B)
 Judge (J)

www.HorseShowPatterns.com

Pattern Provided by:

[S/WT-50]

©2019 HorseShowPatterns.com. All Rights Reserved.

2019 Winter Blast
Equitation (All Walk/Trot)

Show Date:

www.HorseShowPatterns.com

Be ready at A.

1. Walk two horse lengths from A.
2. Posting trot on the right diagonal to C.
3. Stop at C and perform a 90 degree turn on the hindquarters to the right.
4. Trot on the left diagonal to and around D.
5. When even with B, begin to walk.
6. Stop when even with A and back approximately one horse length.

Walk away from D and follow the instructions of your ring steward.

Walk -----
 Trot - - - - -
 Extended Trot - - - - -
 Canter _____
 Leg Yield
 Lead Change
 Back
 Marker (B)
 Sidepass
 Hand Gallop

www.HorseShowPatterns.com

Pattern Provided by:

[HSE/WT-44]

Thursday/Friday

©2019 HorseShowPatterns.com. All Rights Reserved.

Thursday/Friday

Thursday/Friday

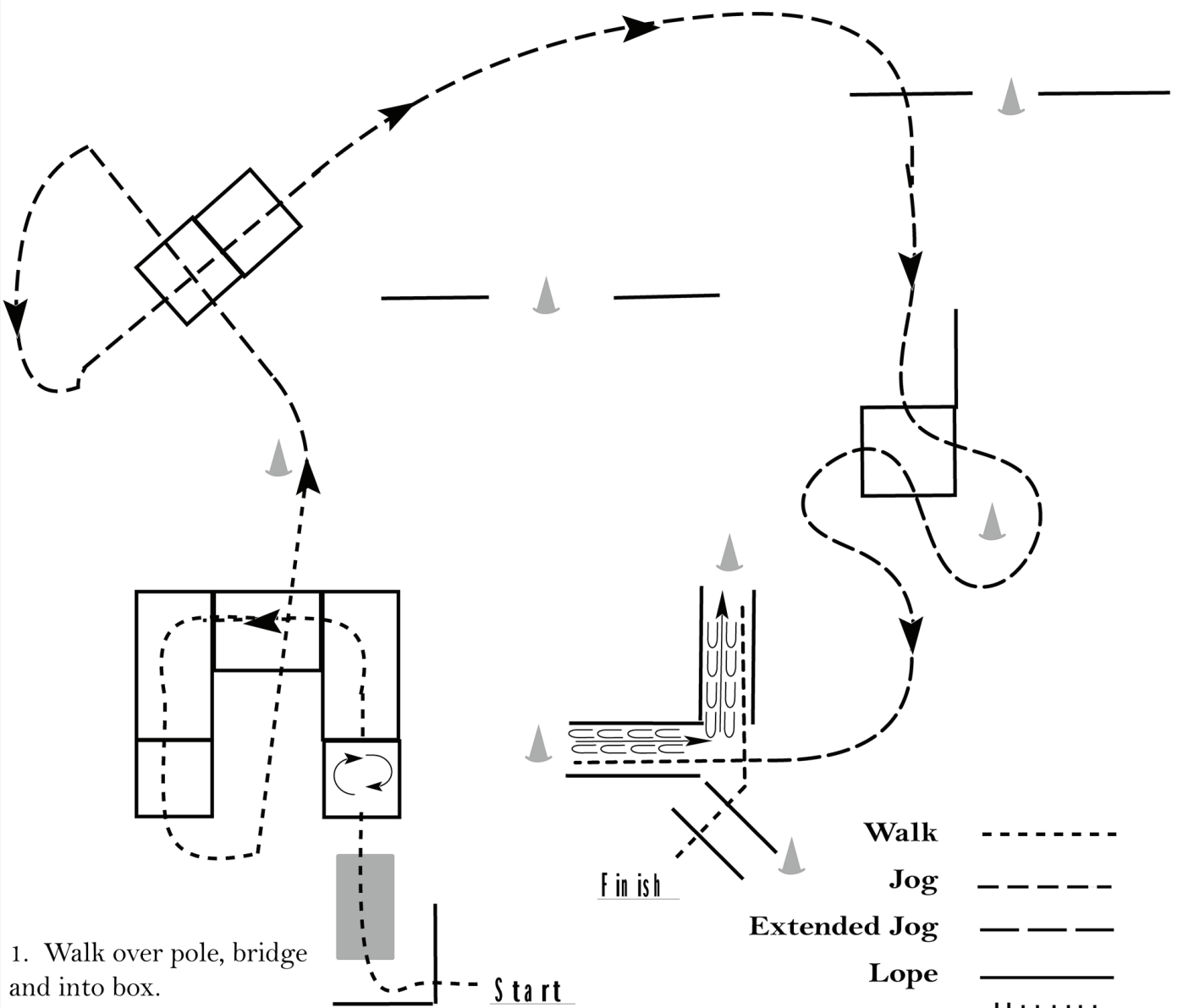
Winter Blast

Trail Round 2 (Small Fry, EWD, Level 1 Walk Trot)

Show Date: 02-21-2019

www.HorseShowPatterns.com

www.HorseShowPatterns.com



1. Walk over pole, bridge and into box.
2. 360 turn to the right in box and walk out.
3. Walk through boxes as shown.
4. Jog thru boxes as shown.
5. Continue to jog over single pole and thru serpentine.
6. Walk into L and back the L.
7. Walk over poles to finish.

Walk	-----
Jog	- - - - -
Extended Jog	- - - - -
Lope	—————
Leg Yield	
Lead Change	///
Back	←←←
Marker	ⓑ
Sidepass	←-----→

[T/WT-22]

Pattern Provided by:
Kendra L Weis

Saturday/Sunday **2019 Winter Blast**
Horsemanship (All Walk/Trot)

Saturday/Sunday

2019 Winter Blast Saturday/Sunday
Showmanship (Small Fry)

Show Date:

Show Date:

www.HorseShowPatterns.com

Be ready with horse's tail at A.

1. Walk until even with B.
2. Jog in a half circle to B.
3. Stop and perform a 180 degree turn to right.
4. Jog in a half circle until even with B.
5. Extend the jog to A.
6. Stop and back approximately 2 horse lengths.

Follow the instructions of your ring steward.

Walk -----
 Jog - - - - -
 Extended Jog - - - - -
 Lope - - - - -
 Lead Change
 Back
 Marker (B)

www.HorseShowPatterns.com

Pattern Provided by:

[WH/WT-87]

©2019 HorseShowPatterns.com. All Rights Reserved.

www.HorseShowPatterns.com

Be ready at A.

1. Walk approximately one horse length past B.
2. Stop and perform a 90 degree turn.
3. Trot around C and toward judge.
4. When halfway to judge, break to a walk.
5. Walk to judge. Stop and set up for inspection.
6. When dismissed, perform a 90 degree turn.
7. Walk straight away from judge.

Follow the instructions of your ring steward.

Walk -----
 Trot - - - - -
 Back
 Marker (B)
 Judge (J)

www.HorseShowPatterns.com

Pattern Provided by:

[S/WT-48]

©2019 HorseShowPatterns.com. All Rights Reserved.

2019 Winter Blast
Equitation (All Walk/Trot)

Show Date:

www.HorseShowPatterns.com

Be ready with your horse's tail to A.

1. Walk two horse lengths from A.
2. Trot on the left diagonal in a half circle to C.
3. Change diagonals at C.
4. Trot on the right diagonal until even with A.
5. Stop and perform a 1/2 turn on the hindquarters to the left.
6. Sitting trot to and past B.

Pattern is over once you have passed B at the trot.

Follow the directions of your ring steward.

Walk -----
 Trot - - - - -
 Extended Trot - - - - -
 Canter - - - - -
 Lead Change
 Back
 Marker (B)
 Hand Gallop

www.HorseShowPatterns.com

Pattern Provided by:

[HSE/WT-51]

Saturday/Sunday

©2019 HorseShowPatterns.com. All Rights Reserved.

Saturday/Sunday

Saturday/Sunday