



March 6-10, 2019

Cloverdale, IN

AQHA, NSBA, IQHA, IKI - *Approved*

FIVE sets of points

New Schedule! Flat Rate NSBA Option! Decorate The Shamrock!

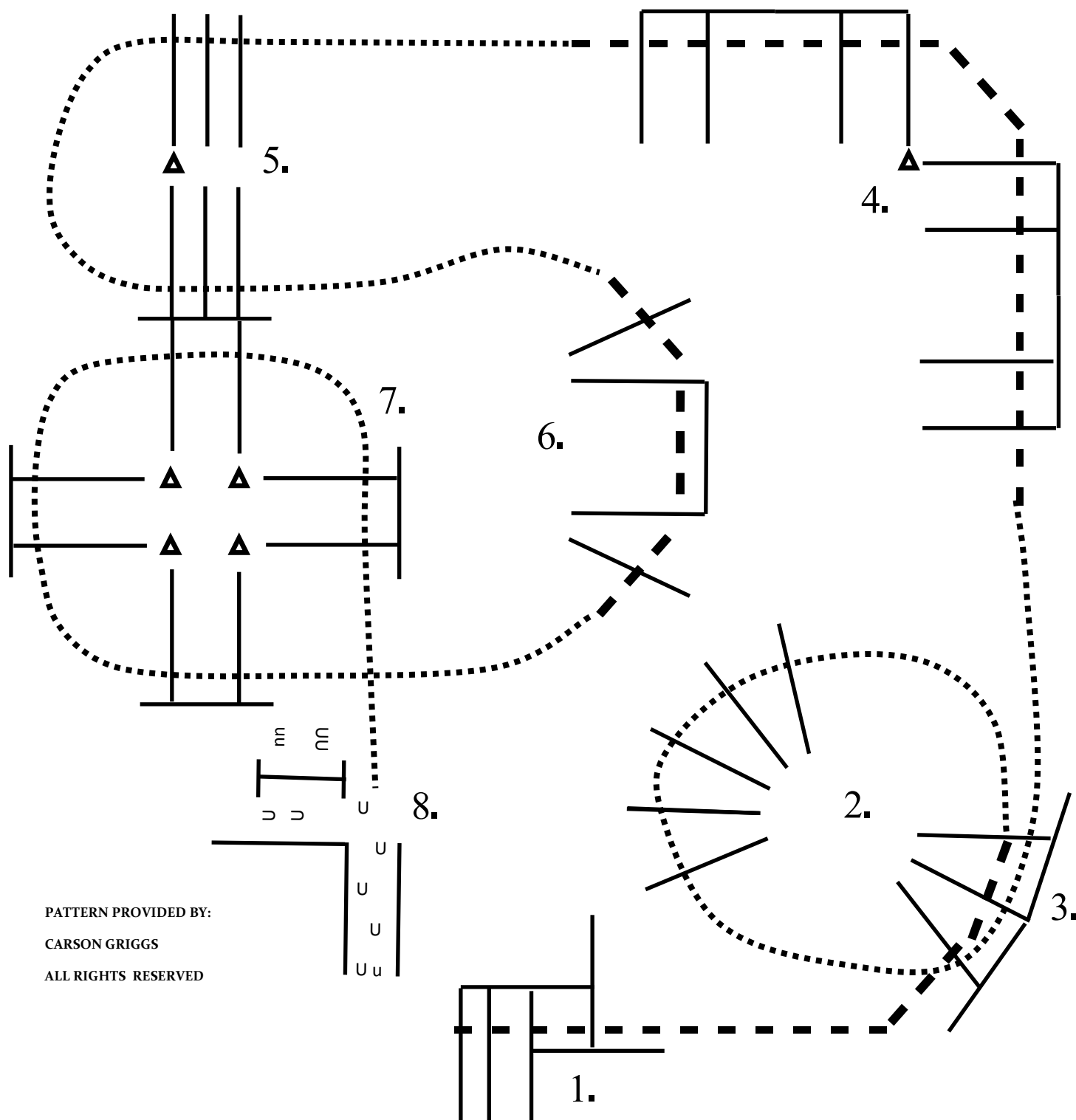
Great exhibitor party sponsored by... GUT HEALTH®

Walk/Jog Patterns



Round 1

Walk Trot



PATTERN PROVIDED BY:
 CARSON GRIGGS
 ALL RIGHTS RESERVED

- 1. Walk over poles and through box**
- 2. Walk over poles**
- 3. Trot circle**
- 4. Walk obstacle 4**
- 5. Trot obstacle 5**
- 6. Walk over poles**
- 7. Trot around pinwheel into chute**
- 8. Back to gate, Open RH**

Shamrock Shuffle

Equitation (All Walk/trot)

Show Date:

www.HorseShowPatterns.com

Be ready at A.

1. Begin at the trot on the right diagonal, change diagonals 1/2 way between A and B and continue around B.
2. Sitting trot from B to 1/2 way to A.
3. Walk in a half circle.
4. Sitting trot on the diagonal line.
5. Trot on the left diagonal in a half circle and until even with A.
6. Stop and back one horse length.
7. Pattern is complete. Exit at a sitting trot.

Walk	-----
Trot	- - - - -
Extended Trot	— — — — —
Canter	— — — — —
Leg Yield	
Lead Change	///
Back	←←←←←
Marker	⊙ B
Sidepass	←←←←←
Hand Gallop	— — — — —

www.HorseShowPatterns.com

Pattern Provided by:

[HSE/WT-81]

Shamrock Shuffle

Western Horsemanship (Small Fry)

Show Date:

www.HorseShowPatterns.com

Be ready at A.

1. Walk from A to B.
2. Jog a circle to the right at B.
3. Continue to jog to C.
4. Stop at C and back approximately one horse length.

Follow instructions of your ring steward.

Walk	-----
Jog	- - - - -
Extended Jog	— — — — —
Lope	— — — — —
Leg Yield	
Lead Change	///
Back	←←←←←
Marker	⊙ B
Sidepass	←←←←←

www.HorseShowPatterns.com

Pattern Provided by:

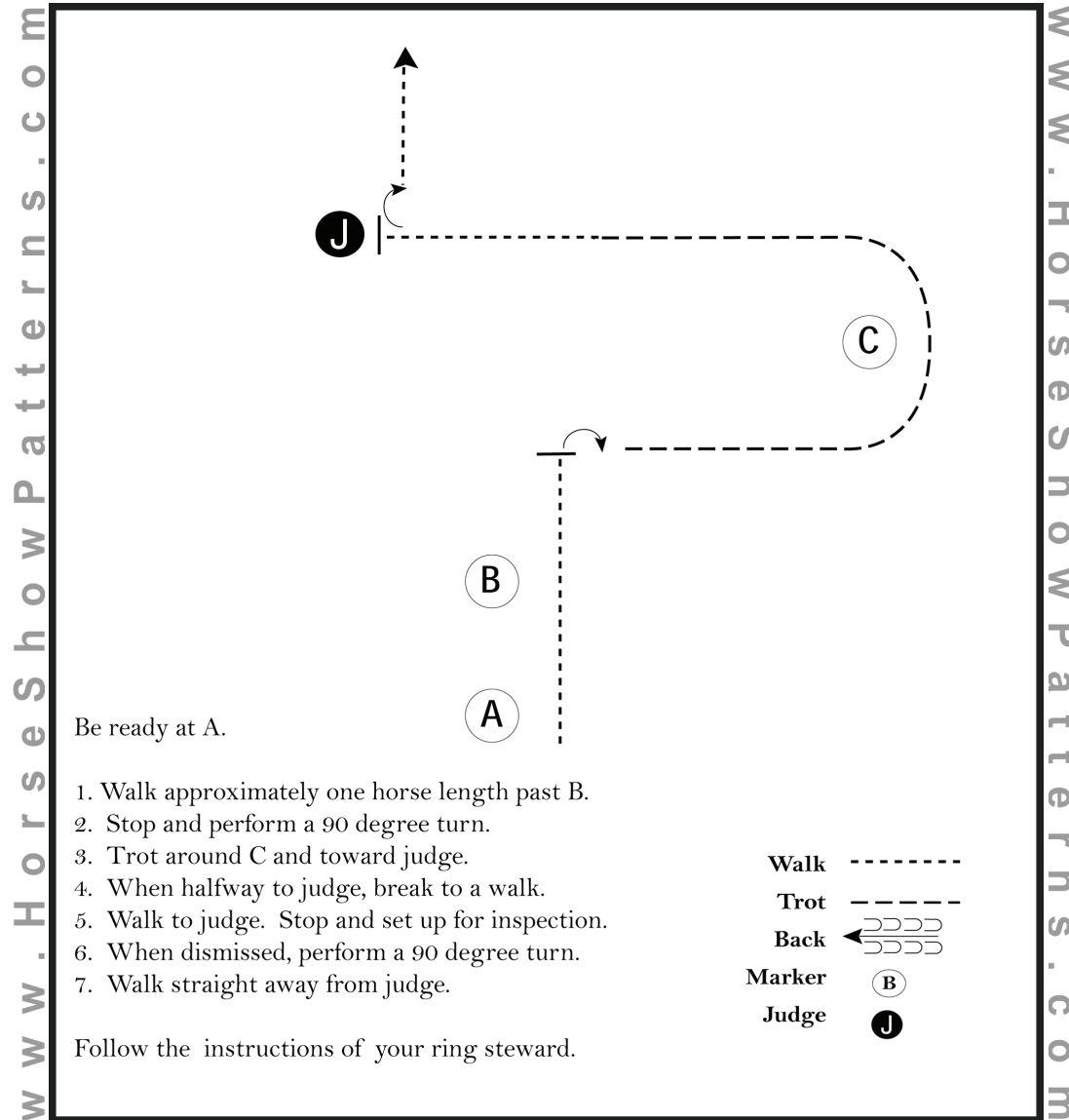
The Judges

[WH/WT-26]

Shamrock Shuffle

Showmanship (Small Fry)

Show Date:



[S/WT-48]

Pattern Provided by:

The Judges

Shamrock Shuffle

Horsemanship (Small Fry and Level 1 Youth/AM Walk Jog)

Show Date: 3/8-10/2019

www.HorseShowPatterns.com

www.HorseShowPatterns.com

Be ready at A.

1. Walk approximately 2 horse lengths from A. Stop and perform a 1/2 turn right.
2. Back approximately one horse length then walk to A.
3. Jog around A then extend the jog in a straight line then diagonal line to B.
4. Break to the walk and walk around B.
5. Jog to A.
6. Continue to jog around to exit.

Walk	-----
Jog	- - - - -
Extended Jog	-----
Lope	=====
Lead Change	⚡
Back	←←←←←
Marker	Ⓚ

[WH/WT-117]

Pattern Provided by:
Judges

Shamrock Shuffle

Hunt Seat Equitation (Small Fry and Level 1 Youth/AM Walk Trot)

Show Date: 3/8-10/2019

www.HorseShowPatterns.com

www.HorseShowPatterns.com

Be ready before A.

1. Walk to A.
2. Posting trot on the left diagonal to center of pattern.
3. Change diagonals at center. Trot on the right diagonal to and around B and to center of pattern.
4. At center of pattern, sitting trot until even with A.
5. Pattern is over after trotting 3 strides past A.

Walk	-----
Trot	- - - - -
Extended Trot	-----
Canter	=====
Leg Yield	
Lead Change	⚡
Back	←←←←←
Marker	Ⓚ
Sidepass	←←←←←
Hand Gallop	=====

Follow the instructions of your ring steward.

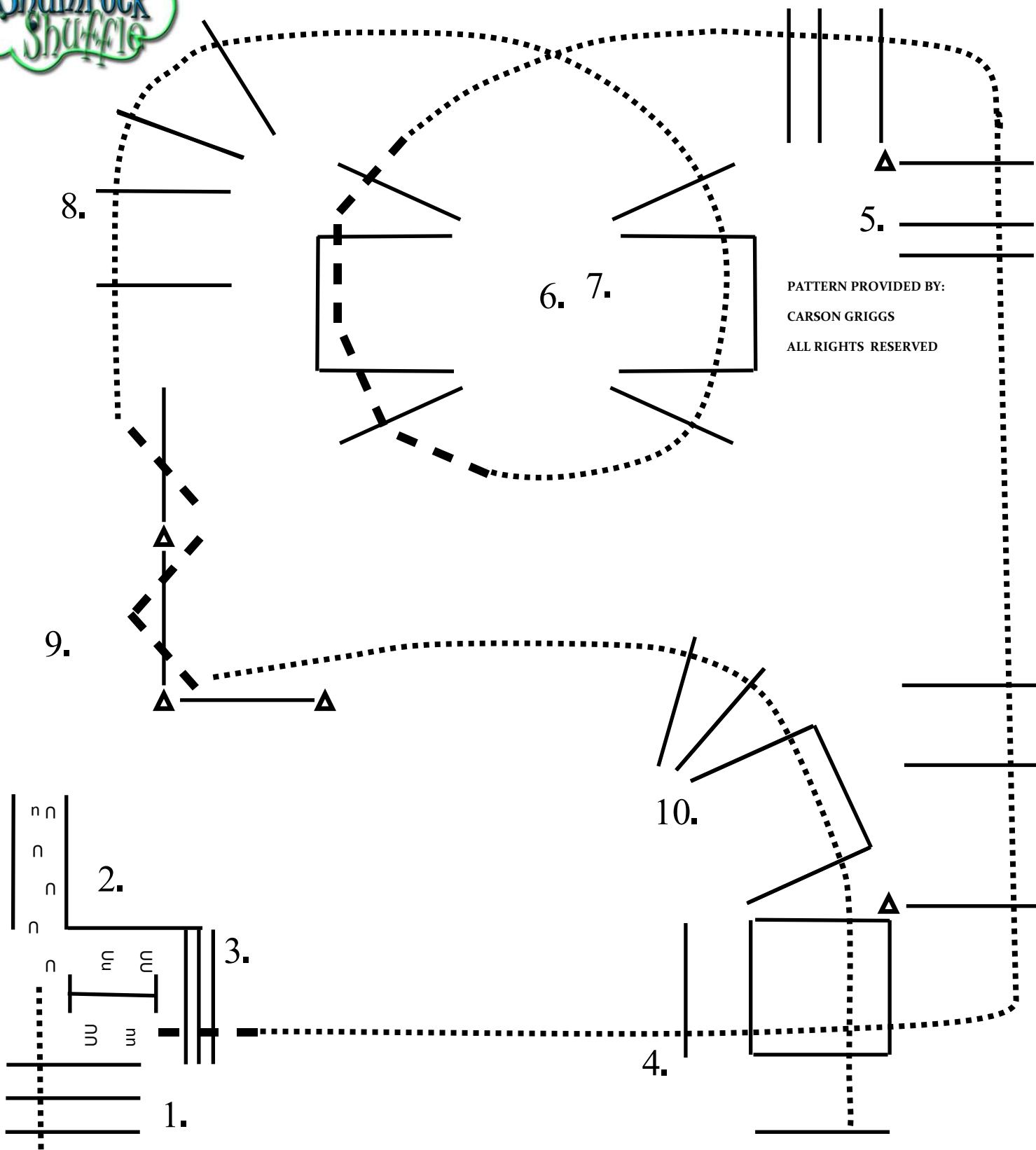
[HSE/WT-66]

Pattern Provided by:
Judges



Round 2

Walk Trot



PATTERN PROVIDED BY:
 CARSON GRIGGS
 ALL RIGHTS RESERVED

1. Trot into chute

6. Walk over poles

2. Back to gate, Open RH

7. Trot obstacle 7

3. Walk over poles

8. Trot poles in obstacle 8

4. Trot obstacle 4

9. Zig zag 2 poles