



March 6-10, 2019

Cloverdale, IN

AQHA, NSBA, IQHA, IKI - Approved

FIVE sets of points

New Schedule! Flat Rate NSBA Option! Decorate The Shamrock!

Great exhibitor party sponsored by... GUT HEALTH®

Western Riding

Round 1

Green/Novice/Level 1 – L1 Pattern 4

All Others – Regular 4

Round 2

Green/Novice/Level 1 – L1 Pattern 2

All Others – Regular 2

Reining

Round 1

All Pattern - 7

Round 2

All Pattern – 3

Ranch Riding

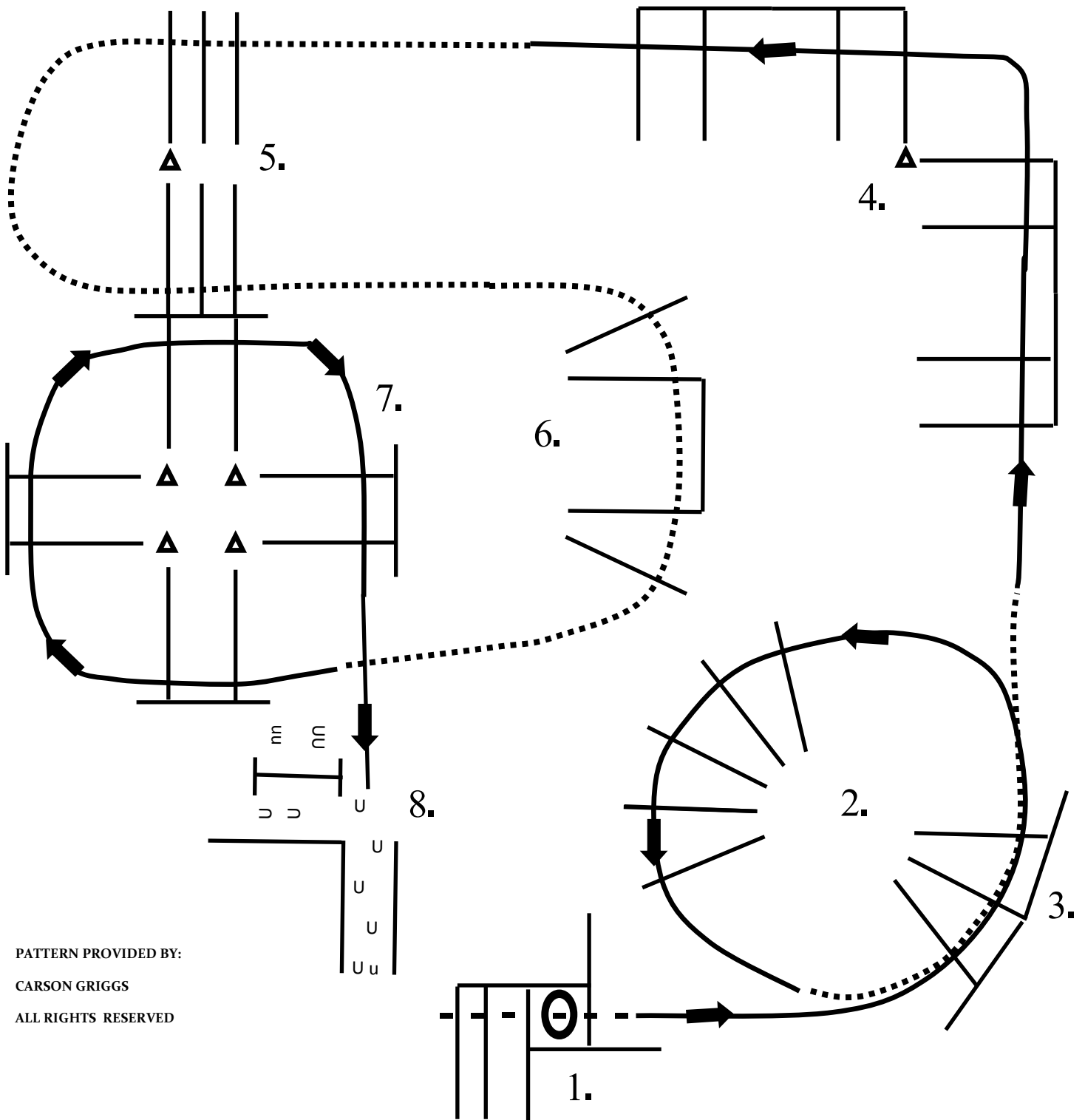
Round 1 – pattern 9

Round 2 - pattern 11

Must show in your respective halter class to qualify for the
Champion & Reserve Champion High Point awards.



Round 1



PATTERN PROVIDED BY:
 CARSON GRIGGS
 ALL RIGHTS RESERVED

- 1. Walk into box spin either direction, walk out**
- 2. Lope circle Left Lead**
- 3. Trot overs**
- 4. Lope Left Lead over poles around corner**
- 5. Lope Right Lead pinwheel into chute**
- 6. Trot obstacle 6**
- 7. Lope Right Lead pinwheel into chute**
- 8. Back to gate, Open RH**

Shamrock Shuffle

Western Horsemanship (Novice/Level 1)

Show Date:

Be ready at A.

1. Walk halfway to center.
2. Jog to center.
3. Lope a circle to the right.
4. Extended jog circle to the left.
5. Stop at center.
6. Turn 1/2 a turn to the left.
7. Back approximately one horse length.
8. Turn 1/2 turn to the right.
9. Jog to B.

Pattern is over once you have passed B at the jog.

Follow the directions of your ring steward.

Walk -----
Jog - - - - -
Extended Jog - - - - -
Lope ————
Lead Change
Back
Marker (B)

Pattern Provided by:

The Judges

Shamrock Shuffle

Western Horsemanship (Amateur/Select/Youth 13 under,14-18)

Show Date:

Be ready at A.

1. Walk halfway to center.
2. Jog to center.
3. Lope a circle to the right.
4. Lope a larger, faster circle to the right.
5. Extended jog circle to the left.
6. Stop at center.
7. Spin 1/2 a turn to the left.
8. Back approximately one horse length.
9. Spin 1 1/2 turns to the right.
10. Jog to B.

Pattern is over once you have passed B at the jog.

Follow the directions of your ring steward.

Walk -----
Jog - - - - -
Extended Jog - - - - -
Lope ————
Lead Change
Back
Marker (B)

Pattern Provided by:

The Judges

Shamrock Shuffle

Hunt Seat Equitation (Novice/Level 1)

Show Date:

Be ready at A.

1. Begin at the trot on the right diagonal, change diagonals 1/2 way between A and B and continue around B.
2. Sitting trot from B to 1/2 way to A.
3. Canter on the left lead and change leads, simple or flying, across from B.
4. Continue the canter around until even with B.
5. Break to a trot and continue until even with A.
6. Stop and back one horse length.
7. Pattern is complete. Exit at a sitting trot.

Walk	-----
Trot	- - - - -
Extended Trot	-----
Canter	-----
Leg Yield	
Lead Change	
Back	←←←←←
Marker	⊙ B
Sidepass	←←←←←
Hand Gallop	-----

[HSE/2-81]

Pattern Provided by:

The Judges

Shamrock Shuffle

Hunt Seat Equitation (Amateur/Select/Youth 13 under,14-18)

Show Date:

Be ready at A.

1. Begin at the trot on the right diagonal, change diagonals 1/2 way between A and B and continue around B.
2. Sitting trot from B to 1/2 way to A.
3. Canter on the left lead and change leads, simple or flying, across from B.
4. Move into a hand gallop around until even with B.
5. Remain in two point position, break to a trot and continue until even with A.
6. Stop and back one horse length.
7. Pattern is complete. Exit at a sitting trot.

Walk	-----
Trot	- - - - -
Extended Trot	-----
Canter	-----
Leg Yield	
Lead Change	
Back	←←←←←
Marker	⊙ B
Sidepass	←←←←←
Hand Gallop	-----

[HSE/3-81]

Pattern Provided by:

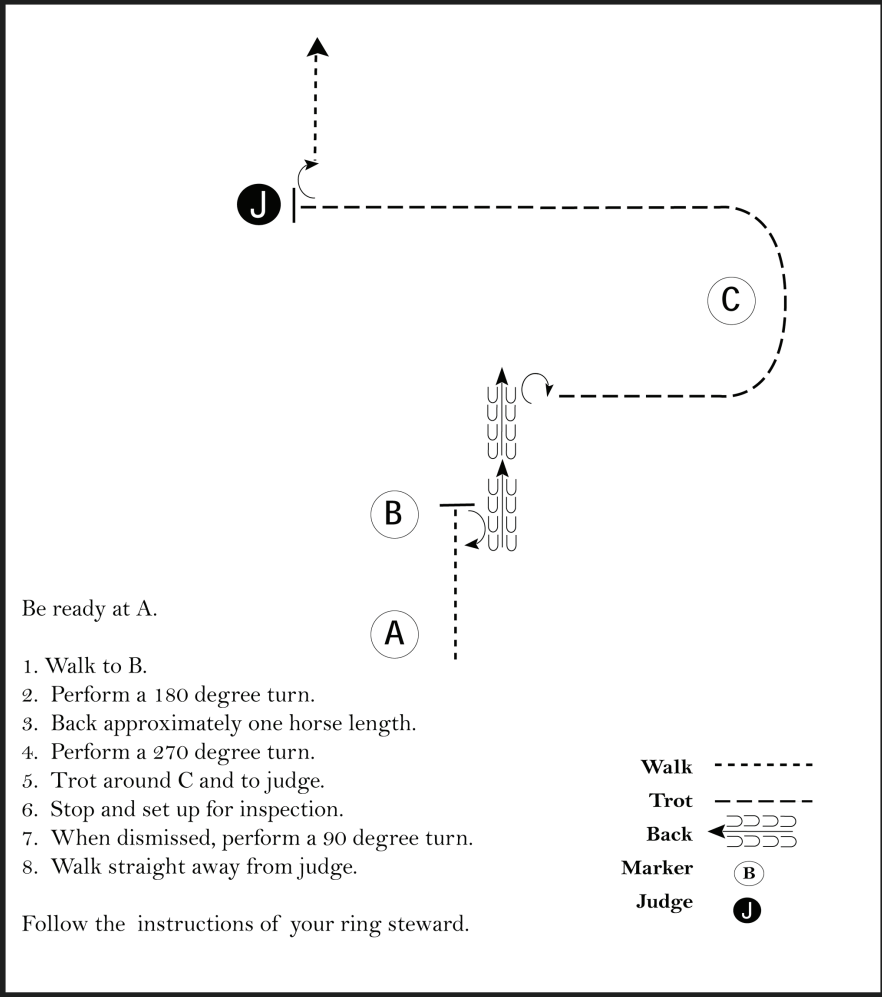
The Judges

Shamrock Shuffle

Showmanship (Novice/Level 1)

Show Date:

w w w . H o r s e S h o w P a t t e r n s . c o m



[S/2-48]

Pattern Provided by:

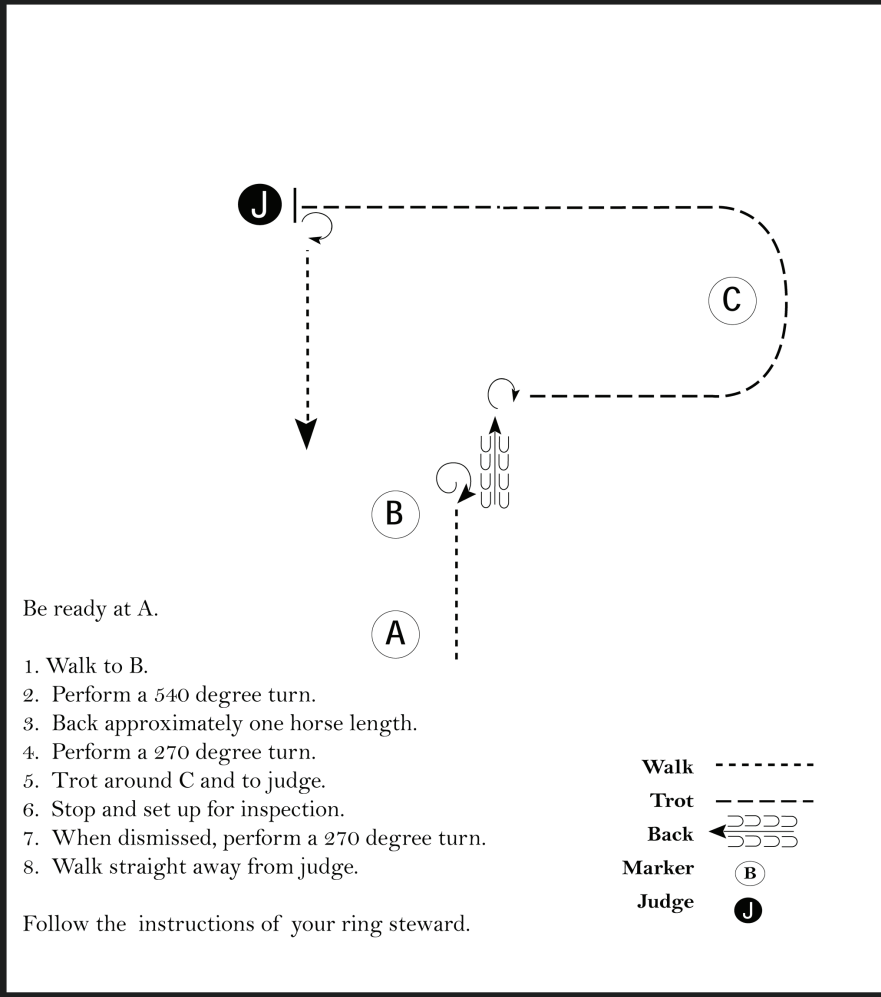
The Judges

Shamrock Shuffle

Showmanship (Amateur/Select/Youth 13&under,14-18)

Show Date:

w w w . H o r s e S h o w P a t t e r n s . c o m



[S/3-48]

Pattern Provided by:

The Judges

Shamrock Shuffle

Hunt Seat Equitation (Level 1 Youth and AM)

Show Date: 3/8-10/2019

Be ready before A.

1. Walk to A.
2. Posting trot on the left diagonal to center of pattern.
3. Change diagonals at center. Trot on the right diagonal to B.
4. Canter on the left lead to center of pattern.
5. Change leads at center. Canter on right lead until even with A.
6. Sitting trot when even with A. Pattern is over after trotting 3 strides past A.

Follow the instructions of your ring steward.

Walk	-----
Trot	- - - - -
Extended Trot	-----
Canter	-----
Leg Yield	
Lead Change	
Back	←←←←
Marker	Ⓚ
Sidepass	←←
Hand Gallop	-----

Pattern Provided by:

Judges

©2019 HorseShowPatterns.com. All Rights Reserved.

[HSE/2-66]

Shamrock Shuffle

Hunt Seat Equitation (13 & Under, 14-18, AM, Select)

Show Date: 3/8-10/2019

Be ready before A.

1. Walk to A.
2. Perform a 180 degree turn on the forehand right.
3. Back approximately one horse length.
4. Perform a 180 degree turn on the forehand left.
5. Posting trot on the left diagonal to center of pattern.
6. Change diagonals at center. Trot on the right diagonal to B.
7. Canter on the left lead to center of pattern.
8. Change leads at center. Canter on right lead until even with A.
9. Sitting trot when even with A. Pattern is over after trotting 3 strides past A.

Follow the instructions of your ring steward.

Walk	-----
Trot	- - - - -
Extended Trot	-----
Canter	-----
Leg Yield	
Lead Change	
Back	←←←←
Marker	Ⓚ
Sidepass	←←
Hand Gallop	-----

Pattern Provided by:

Judges

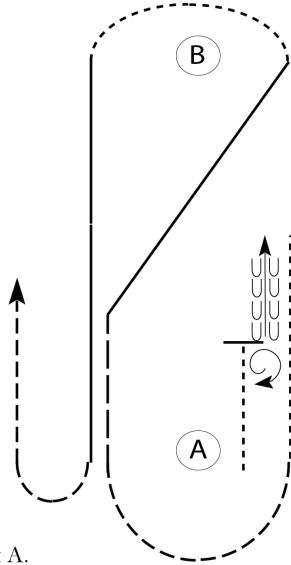
©2019 HorseShowPatterns.com. All Rights Reserved.

[HSE/3-66]

Shamrock Shuffle

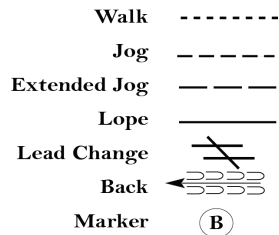
Horsemanship (Level 1 Youth and AM)

Show Date: 3/8-10/2019



Be ready at A.

1. Walk approximately 2 horse lengths from A. Stop and perform a 1 1/2 turn right.
2. Back approximately one horse length then walk to A.
3. Jog around A then extend the jog in a straight line halfway to B.
4. Lope on the left lead on the diagonal to B. Break to the walk and walk around B.
5. Lope on the right lead to A.
6. Break to the jog when even with A and jog around to exit.



[WH/2-117]

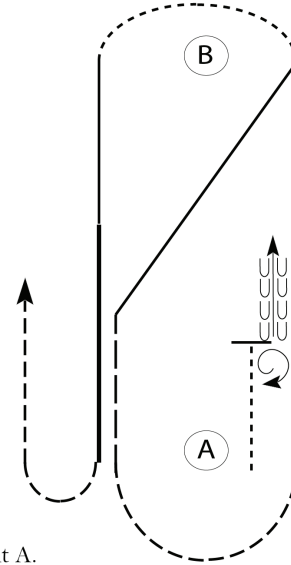
Pattern Provided by:

Judges

Shamrock Shuffle

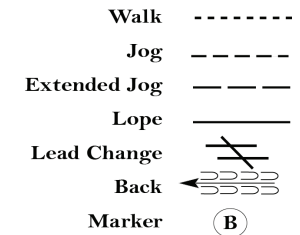
Horsemanship (13 & Under, 14-18, AM, Select)

Show Date: 3/8-10/2019



Be ready at A.

1. Walk approximately 2 horse lengths from A. Stop and perform a 1 1/2 turn right.
2. Back approximately one horse length then walk to A.
3. Jog around A then extend the jog in a straight line halfway to B.
4. Lope on the left lead on the diagonal to B. Break to the walk and walk around B.
5. Lope on the right lead halfway to A then build your speed at the lope to A.
6. Break to the jog when even with A and jog around to exit.

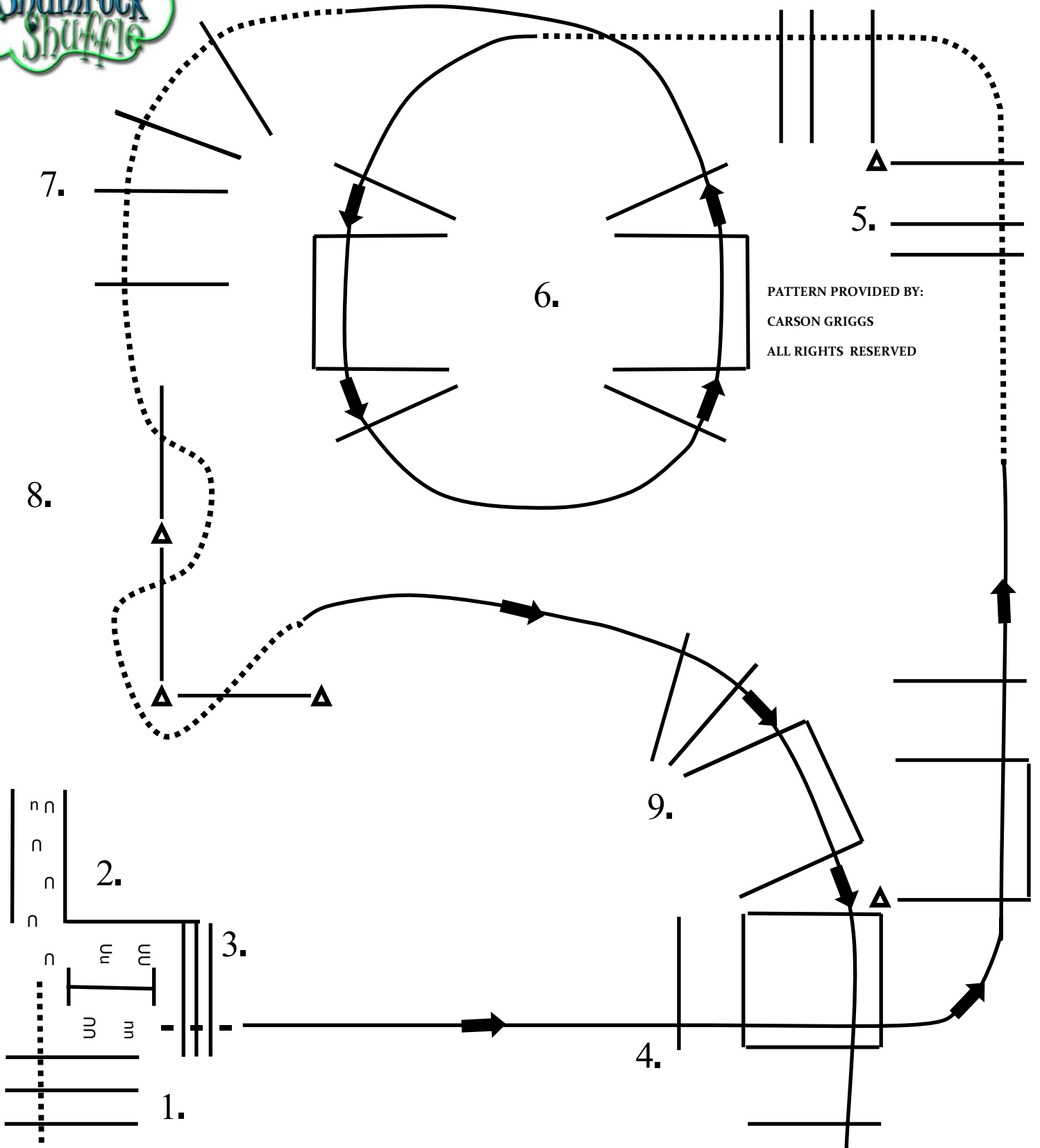


[WH/3-117]

Pattern Provided by:

Judges

Round 2



PATTERN PROVIDED BY:
CARSON GRIGGS
ALL RIGHTS RESERVED

- 1. Trot into chute**
- 2. Back to gate, Open RH**
- 3. Walk over poles**
- 4. Lope Left Lead**

- 6. Lope circle Left Lead**
- 7. Trot obstacle 7**
- 8. Execute trot serpentine**