



MAY 30 - JUNE 2, 2019

5 judges!

Flat Rate Option!

SUMMER
Celebration
Circuit

AQHA, TSQHA, PQHA & WPQHA APPROVED
3722 HARLANSEURG RD, NEW CASTLE, PA 16101

Pattern Book

Western Riding

Round 1

Green/Novice/Level 1 – L1 Pattern 4

All Others – Regular 4

Round 2

Green/Novice/Level 1 – L1 Pattern 2

All Others – Regular 2

Reining

Round 1

All Pattern - 11

Round 2

All Pattern – 7

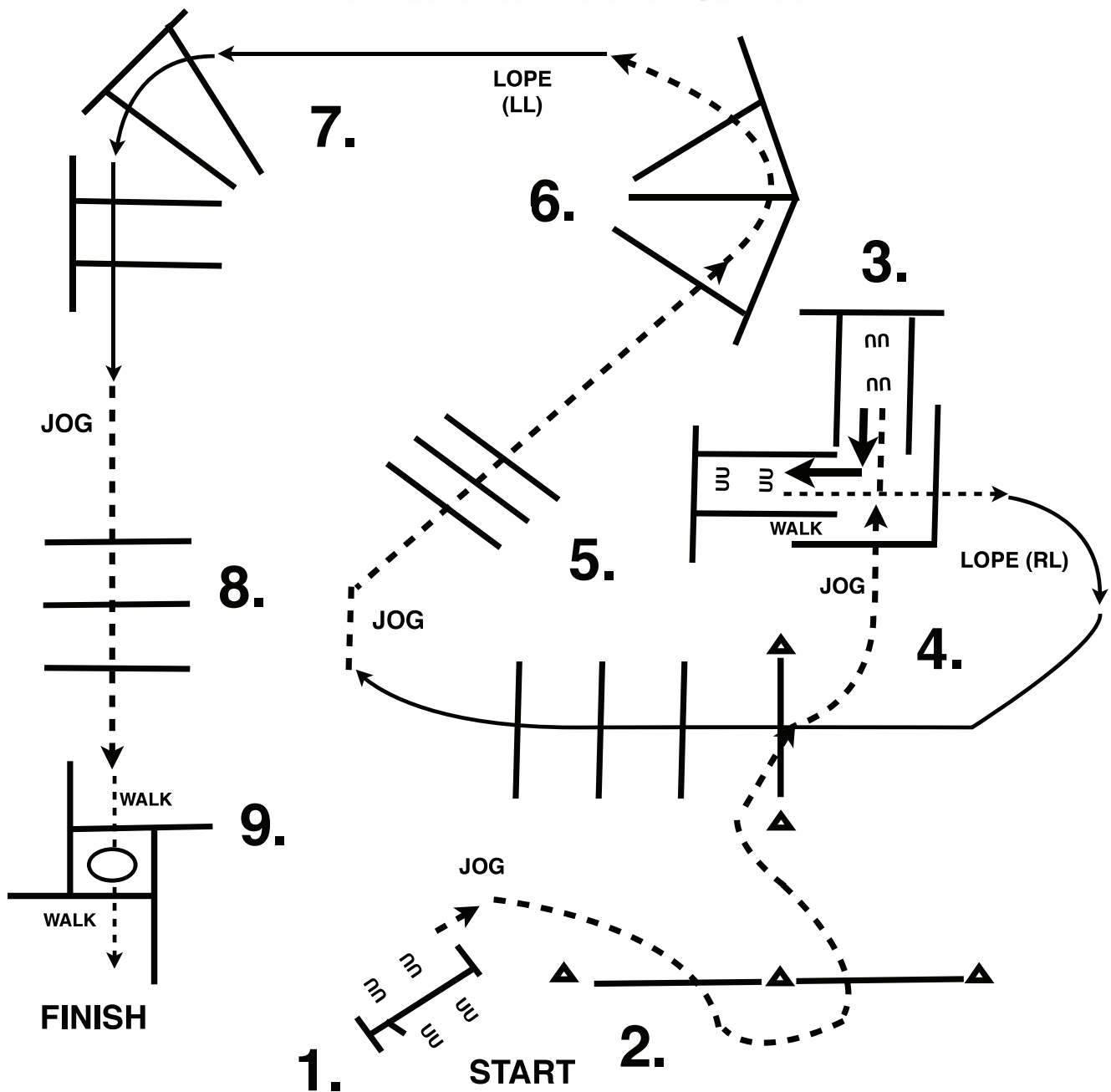
Ranch Riding

Round 1 – pattern 9

Round 2 - pattern 11

Must Show in your respective halter class to qualify for the high point awards.

2019 TSQHA Summer Celebration
Round 1 All Trial except W/J



1. GATE RH RIDE THRU CLOSE.
2. JOG THRU SERPENTINE,
JOG OVER POLES,
JOG INTO CHUTE.
3. BACK THRU POLES
WALK OUT CHUTE,
WALK INTO BOX
4. LOPE OVER POLES. (RL)

5. BREAK TO JOG, JOG OVER POLES.
6. JOG OVER POLES.
7. LOPE OVER POLES (LL)
8. BREAK TO JOG, JOG OVER POLES
9. STOP OR BREAK TO WALK
WALK INTO BOX
360 EITHER WAY, WALK OUT.

Summer Celebration

Hunt Seat Equitation (Level 1 Youth - Level 1 Amateur)

Show Date: May 30-31, 2019

Be ready at A.

1. Trot on the left diagonal to B.
2. Canter on the right lead to and around C and half way to A.
4. Change leads between C and A.
5. Canter around A and to D.
6. Trot on the right diagonal from D to B.
7. Trot in a two-point position to C.
8. Stop at C and back approximately one horse length.

Walk off and follow the directions of your ring steward.

Walk -----
 Trot -----
 Extended Trot -----
 Canter -----
 Lead Change -----
 Back -----
 Marker (B)
 Hand Gallop -----

Pattern Provided by:

The Judges

©2019 HorseShowPatterns.com. All Rights Reserved.

[HSE/2-52]

Summer Celebration

Hunt Seat Equitation (Amateur-Select-Youth)

Show Date: May 30-31, 2019

Be ready at A.

1. Sitting trot halfway to B.
2. Stop only to show hesitation. Trot on the left diagonal to B.
3. Hand gallop from B, around C and halfway to A.
4. Change leads between C and A.
5. Continue to hand gallop to A.
6. Collect to a canter and canter to D.
7. Trot on the right diagonal from D to B.
8. Trot in a two-point position to C.
9. Stop at C and back approximately one horse length.

Walk off and follow the directions of your ring steward.

Walk -----
 Trot -----
 Extended Trot -----
 Canter -----
 Lead Change -----
 Back -----
 Marker (B)
 Hand Gallop -----

Pattern Provided by:

The Judges

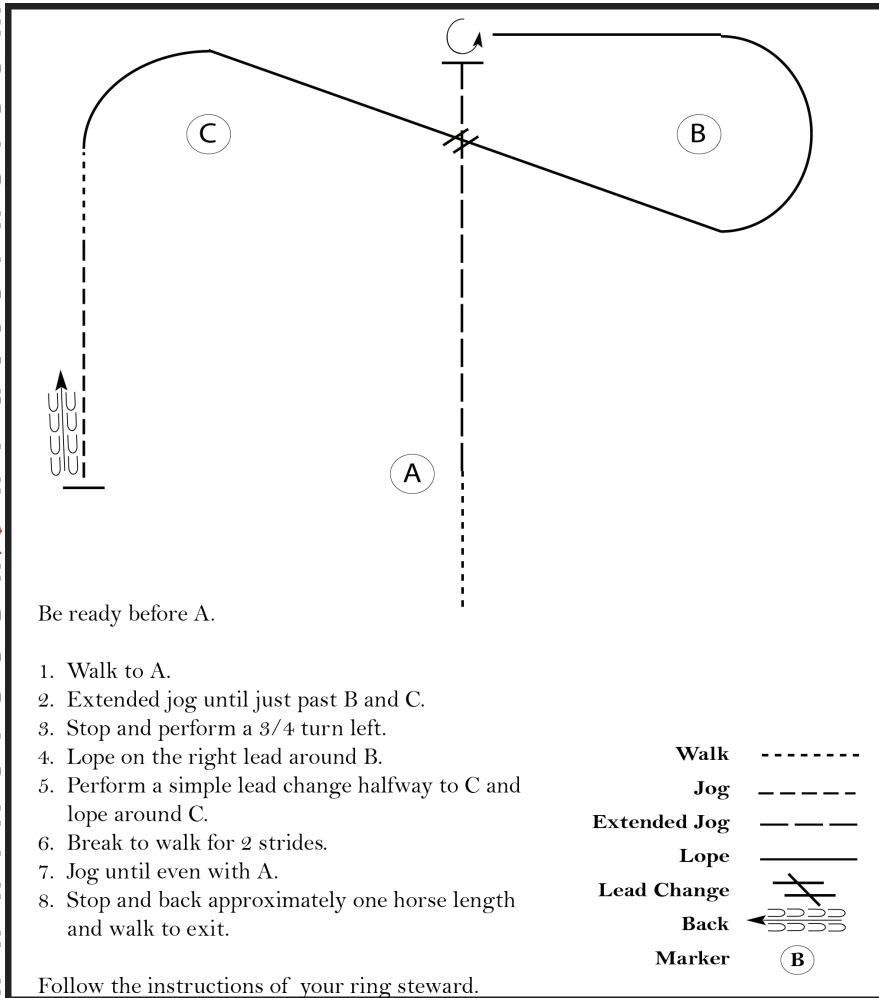
©2019 HorseShowPatterns.com. All Rights Reserved.

[HSE/3-52]

Summer Celebration

Horsemanship (Level 1 Youth - Level 1 Amateur)

Show Date: May 30-31, 2019



Pattern Provided by:

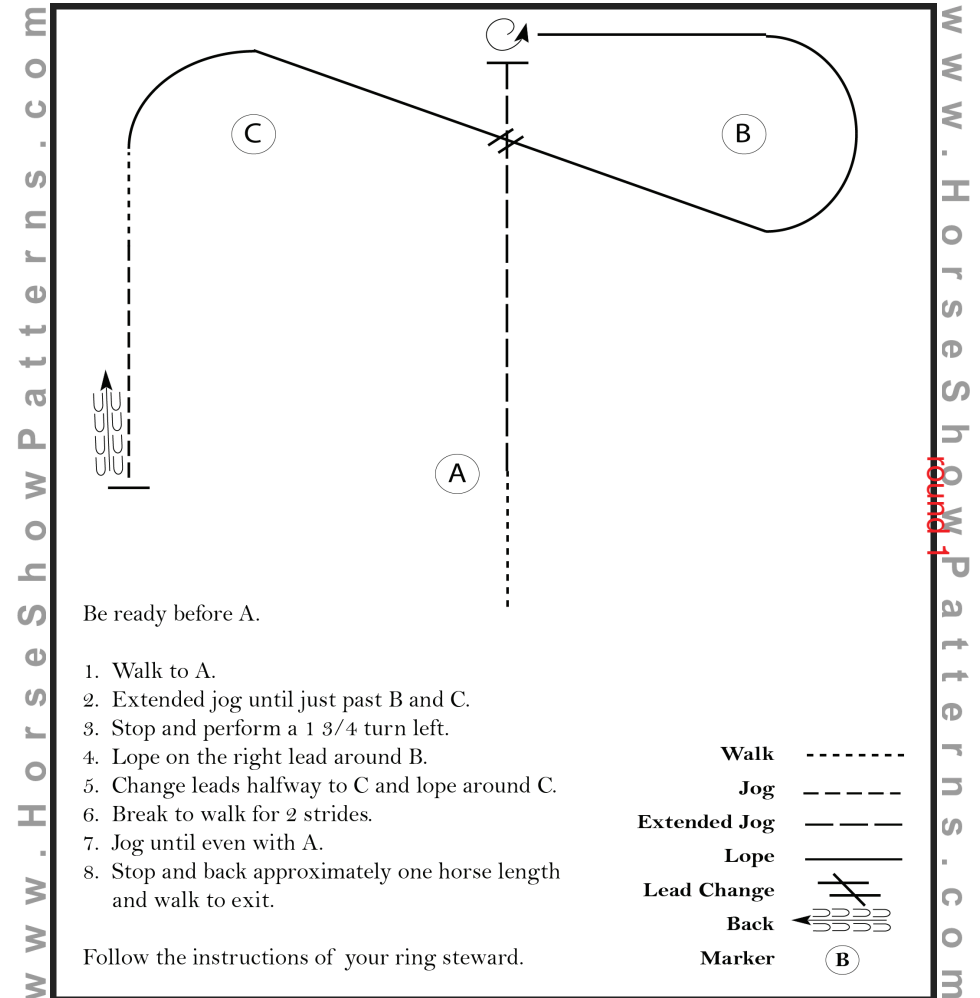
The Judges

©2019 HorseShowPatterns.com. All Rights Reserved.

Summer Celebration

Horsemanship (Amateur-Select-Youth)

Show Date: May 30-31, 2019



Pattern Provided by:

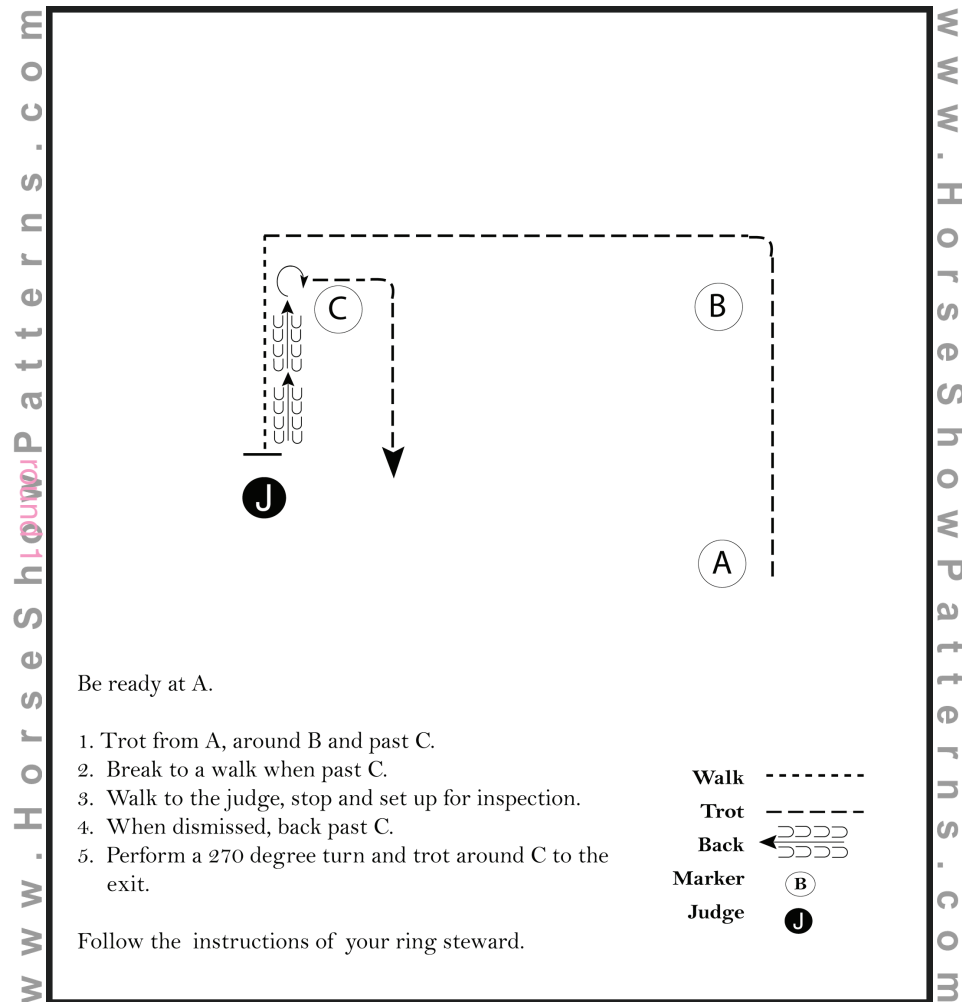
The Judges

©2019 HorseShowPatterns.com. All Rights Reserved.

Summer Celebration

Showmanship (Level 1 Youth - Level 1 Amateur)

Show Date: May 30-31, 2019



Pattern Provided by:

The Judges

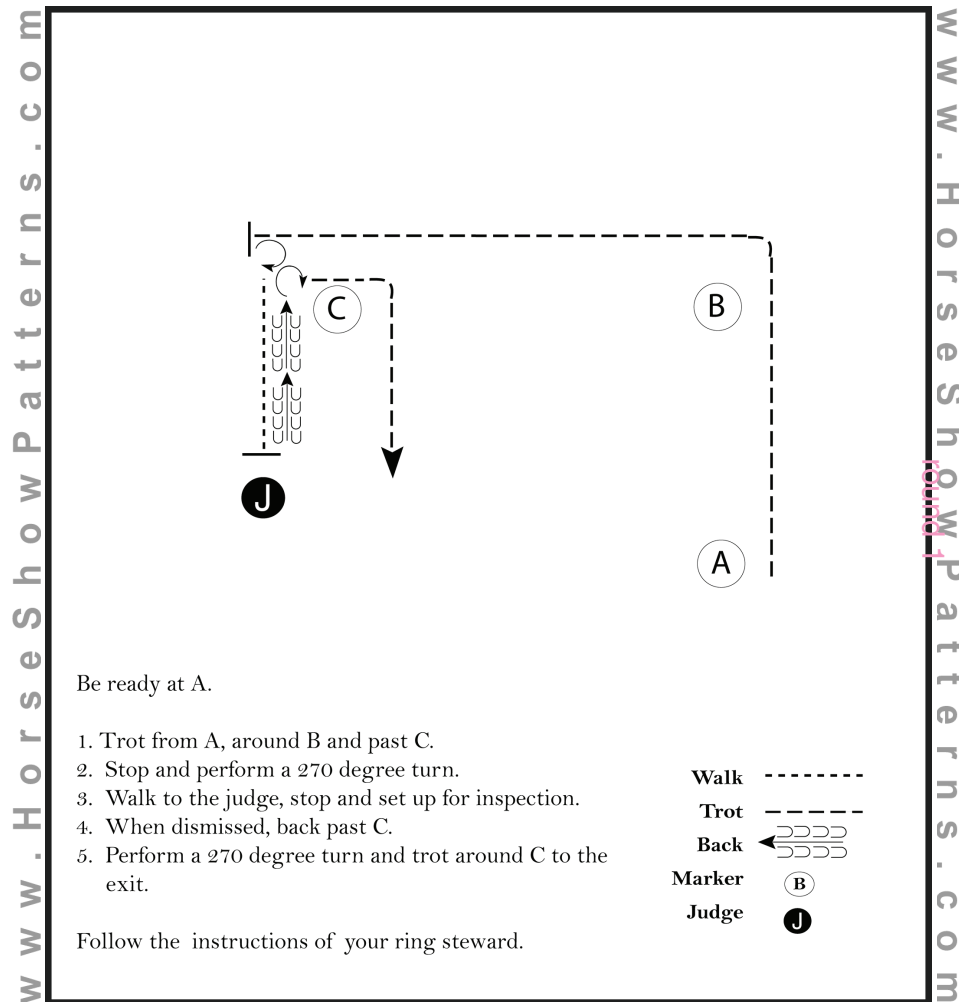
©2019 HorseShowPatterns.com. All Rights Reserved.

[S/2-50]

Summer Celebration

Showmanship (Amateur-Select-Youth)

Show Date: May 30-31, 2019



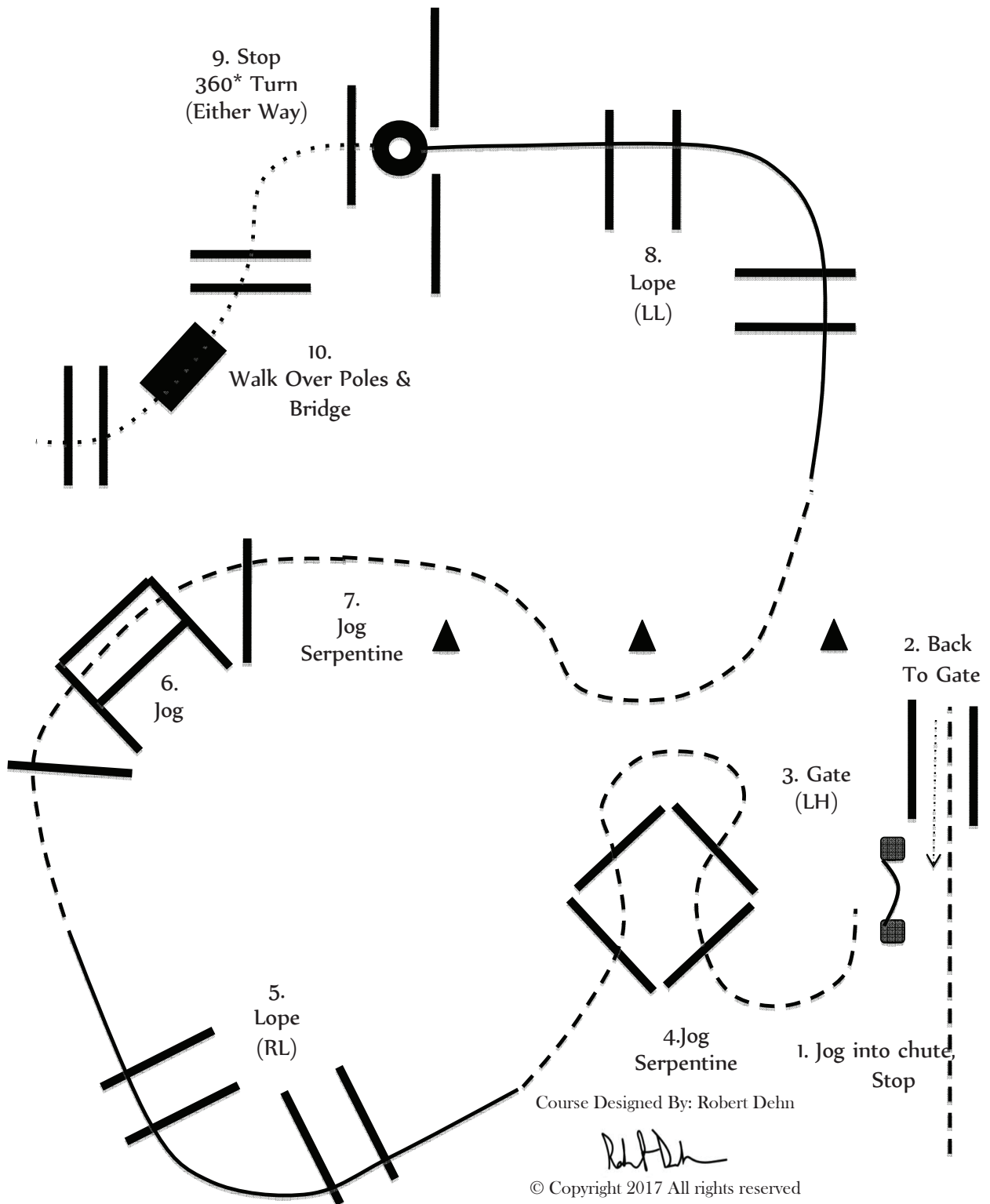
Pattern Provided by:

The Judges

©2019 HorseShowPatterns.com. All Rights Reserved.

[S/3-50]

2019 TSQHA Summer Celebration
Round 2 All Trail except W/J



TSQHA Summer Celebration

Equitation (All Level 1)

Show Date:

Be ready at A.

1. Walk approximately two horse lengths from A.
2. Trot on the right diagonal to and around B.
3. At B, canter left lead to middle.
4. Simple lead change at middle.
5. Canter right lead to C.
6. Trot around C and to D on the left diagonal.

Pattern is complete once you pass D at the trot.

Follow the directions of your ring steward.

Walk	-----
Trot	-----
Extended Trot	-----
Canter	-----
Lead Change	↔↔↔↔↔
Back	←↔↔↔↔
Marker	⊙ B
Hand Gallop	-----

Pattern Provided by:

[HSE/2-48]

TSQHA Summer Celebration

Equitation (Youth/Amateur/Select)

Show Date:

Be ready at A.

1. Walk approximately two horse lengths from A.
2. Trot on the right diagonal to B.
3. At B, canter left lead around B to middle.
4. Simple lead change at middle.
5. Canter right lead to C.
6. Hand gallop around C and halfway to D.
7. Trot on the left diagonal to D.

Pattern is complete once you pass D at the trot.

Follow the directions of your ring steward.

Walk	-----
Trot	-----
Extended Trot	-----
Canter	-----
Lead Change	↔↔↔↔↔
Back	←↔↔↔↔
Marker	⊙ B
Hand Gallop	-----

Pattern Provided by:

[HSE/3-48]

TSQHA Summer Celebration

Horsemanship (All Level 1)

Show Date:

www.HorseShowPatterns.com

www.HorseShowPatterns.com

Be ready at A.

1. Extended trot from A past B.
2. Stop past B and perform a 270 degree turn to the left.
3. Lope on the right lead halfway to C.
4. Perform a small, slow circle to the right.
5. Change leads and perform a large, fast circle to the left.
6. Continue to lope past C and stop.
7. Perform a 1/4 turn to the right.
8. Jog to D.
9. Stop and back approximately one horse length.

Follow the instructions of your ring steward.

Walk -----

Jog - - - - -

Extended Jog - - - - -

Lope - - - - -

Lead Change

Back

Marker

(B)

[WH/2-88]

Pattern Provided by:

TSQHA Summer Celebration

Horsemanship (Youth/Amateur/Select)

Show Date:

www.HorseShowPatterns.com

www.HorseShowPatterns.com

Be ready at A.

1. Extended trot from A past B.
2. Stop past B and perform a 270 degree turn to the left.
3. Lope on the left lead halfway to C.
4. Change leads and perform a small, slow circle to the right.
5. Change leads and perform a large, fast circle to the left.
6. Continue to lope past C and stop.
7. Perform a 1 1/4 turn to the right.
8. Jog to D.
9. Stop and back approximately one horse length.

Follow the instructions of your ring steward.

Walk -----

Jog - - - - -

Extended Jog - - - - -

Lope - - - - -

Lead Change

Back

Marker

(B)

[WH/3-88]

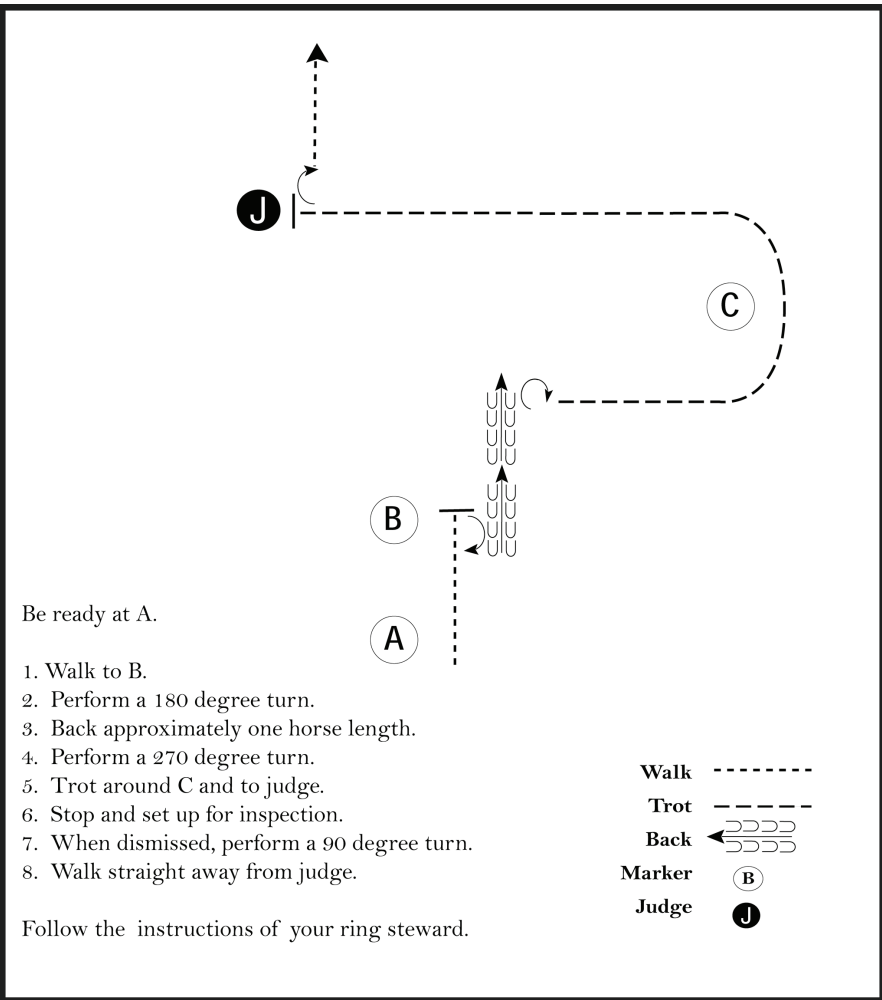
Pattern Provided by:

TSQHA Summer Celebration

Showmanship (All Level 1)

Show Date:

www.HorseShowPatterns.com



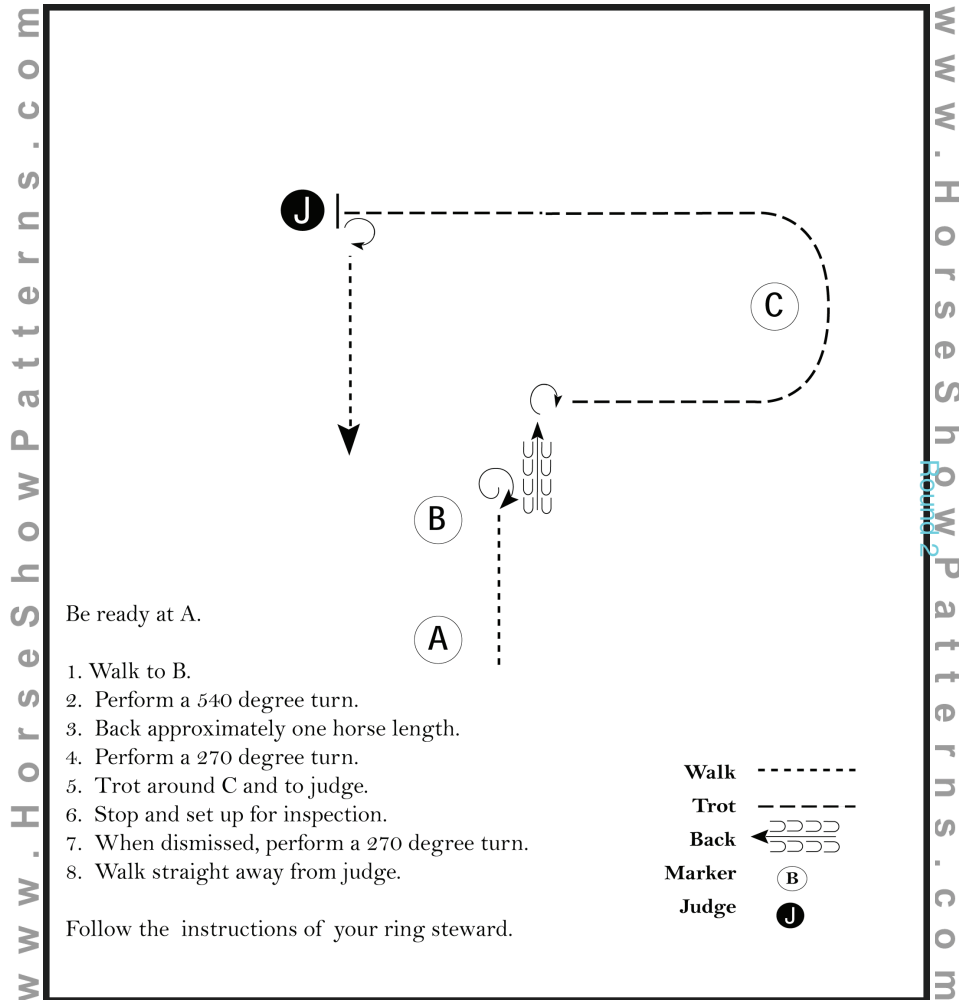
Pattern Provided by:

[S/2-48]

TSQHA Summer Celebration

Showmanship (Youth/Amateur/Select)

Show Date:



Pattern Provided by:

[S/3-48]