

The Henderson County Horsemen's Association Proudly Presents...



Wednesday, July 10 – Sunday, July 14, 2019

AQHA & TQHA Approved

5 Full Shows + 1 Special Event

AQHA Shows

W/J Pattern Book



This is a flat rate show – enter everything and scratch as needed. We do not charge for scratches.

High Point Sponsorship opportunities are available.

Your support is greatly appreciated.

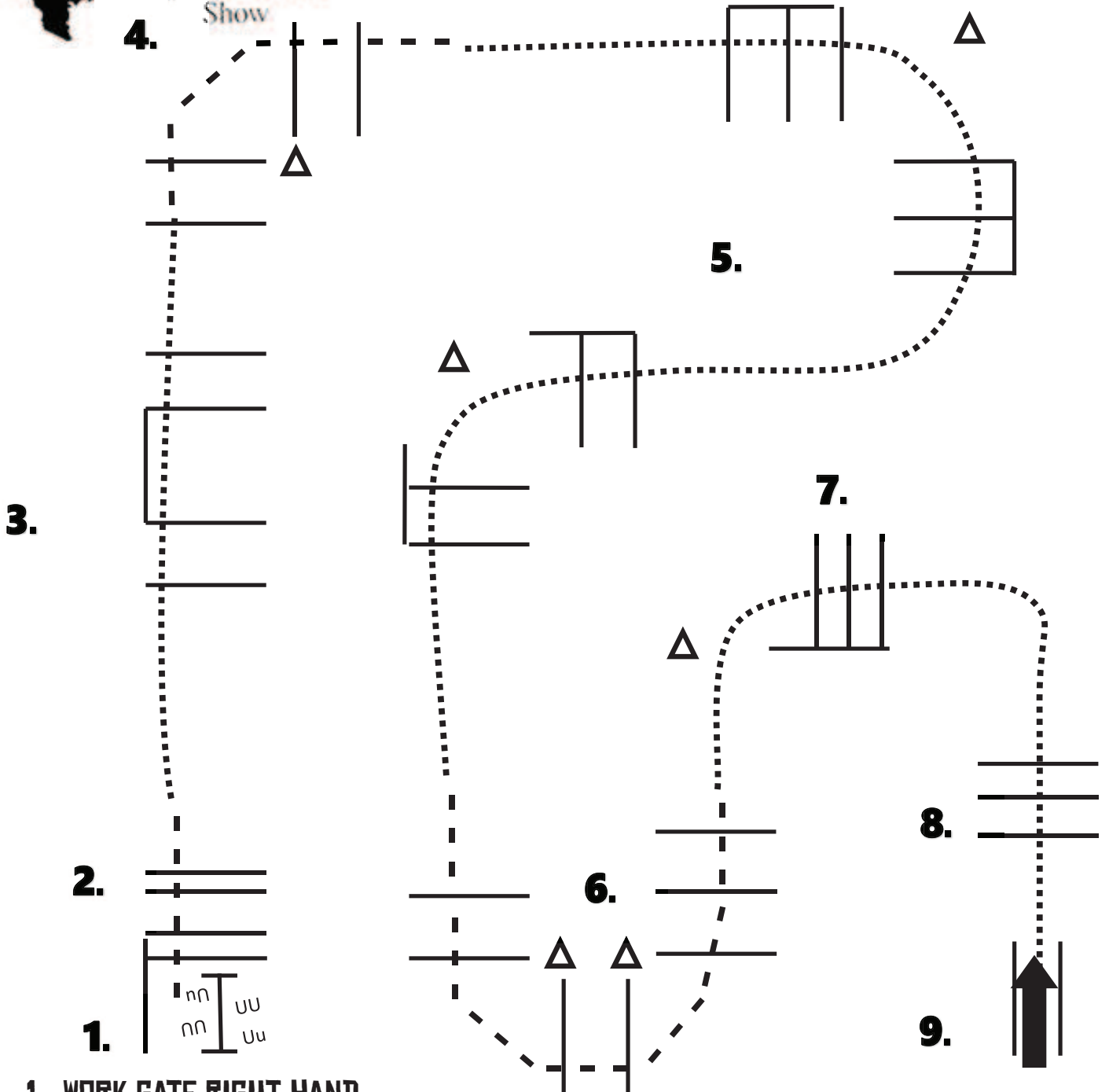
See a member of show management.



WEDNESDAY, JULY 10 2019

Round 1

WALK TROT



1. WORK GATE RIGHT HAND

2. WALK OVER POLES AFTER GATE

3. TROT OVER POLES LEADING TO
4

4. WALK OBSTACLE 4

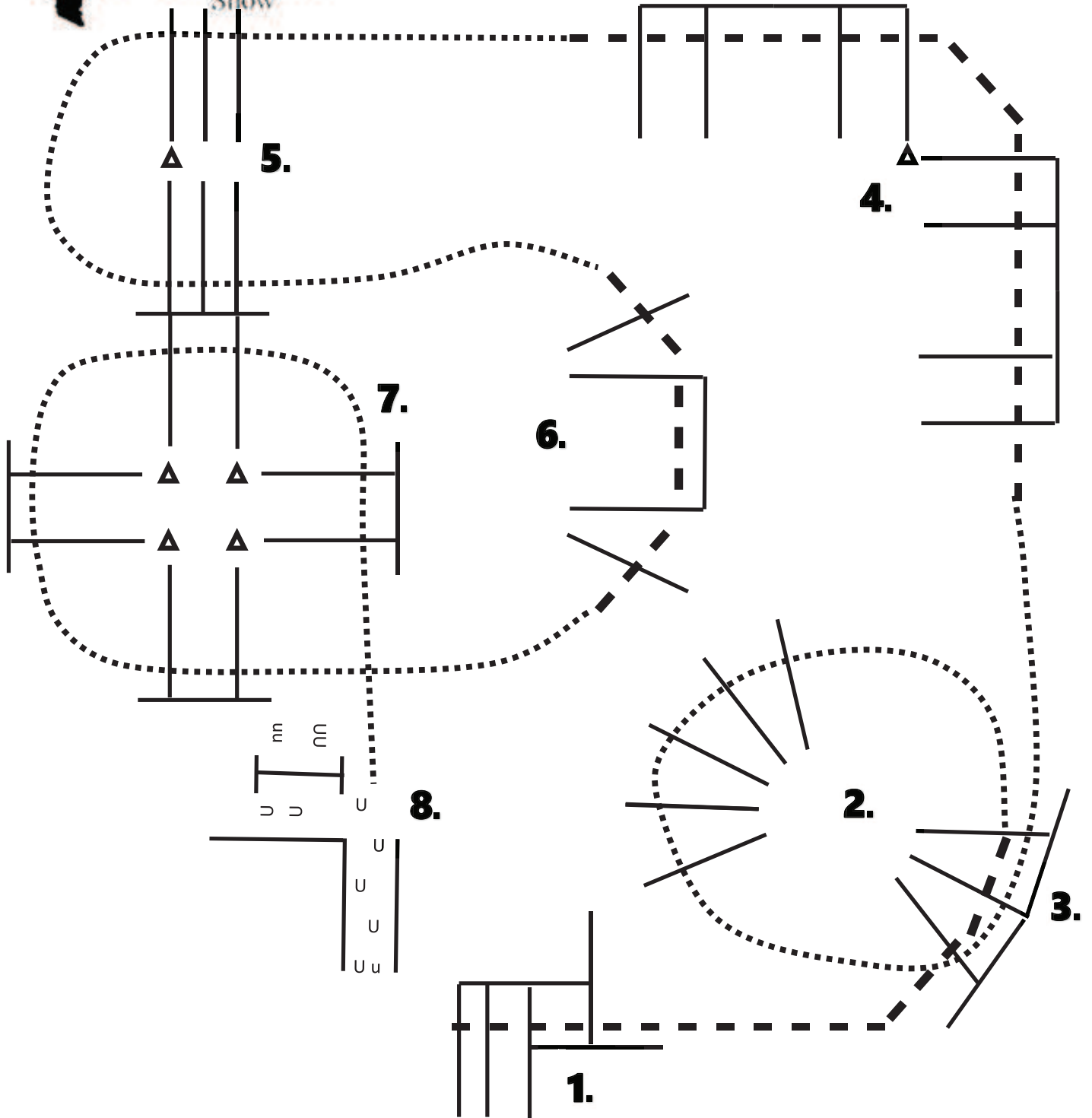
5. TROT THROUGH OBSTACLE 5

6. WALK OBSTACLE 6

7. TROT POLES IN OBSTACLE 7

8. CONTINUE TO TROT OBSTACLE 8 INTO CHUTE

9. BACK IN CHUTE TO FINISH



1. WALK OVER POLES AND THROUGH BOX

2. WALK OVER POLES

3. TROT CIRCLE

4. WALK OBSTACLE 4

5. TROT OBSTACLE 5

6. WALK OVER POLES

7. TROT AROUND PINWHEEL INTO CHUTE

8. BACK TO GATE, OPEN LH

Athens Summer Jubilee

Horsemanship (All WJ)

Show Date:

www.HorseShowPatterns.com

Be ready at A.

1. Walk approximately 2 horse lengths from A.
2. Jog to B.
3. Turn 1/4 turn to the right.
4. Jog in a half circle to C.
5. Stop at C and back approximately one horse length.

Follow the instructions of your ring steward.

Walk	-----
Jog	- - - - -
Extended Jog	— — — — —
Lope	— — — — —
Leg Yield	
Lead Change	
Back	←←←←←
Marker	⊙ B
Sidepass	←←←←←

www.HorseShowPatterns.com

Pattern Provided by:

[WH/WT-59]

Athens Summer Jubilee

Equitation (All WT)

Show Date:

www.HorseShowPatterns.com

Be ready at A.

1. Walk approximately 2 horse lengths.
2. Posting trot on the left diagonal to B.
3. Sitting trot in a half circle until even with B.
4. Posting trot on the right diagonal until even with A.
5. Halt and back approximately one horse length.
6. Exit pattern at a walk.

Follow the instructions of your ring steward.

Walk	-----
Trot	- - - - -
Extended Trot	— — — — —
Canter	— — — — —
Leg Yield	
Lead Change	
Back	←←←←←
Marker	⊙ B
Sidepass	←←←←←
Hand Gallop	— — — — —

www.HorseShowPatterns.com

Pattern Provided by:

[HSE/WT-56]

Athens Summer Jubilee

Horsemanship (All WJ)

Show Date:

Be ready at A.

1. Walk approximately 2 horse lengths from A.
2. Jog to B.
3. Extend the jog to C.
4. Stop at C and turn 1/2 turn to the right.
5. Jog in a half circle until even with C.
6. Stop and back approximately one horse length.

Follow the instructions of your ring steward.

Walk	-----
Jog	- - - - -
Extended Jog	=====
Lope	—————
Leg Yield	
Lead Change	
Back	←←←←←
Marker	ⓑ
Sidepass	←←←←←

www.horsethows.com

Pattern Provided by:

[WH/WT-60]

Athens Summer Jubilee

Equitation (All WT)

Show Date:

Be ready before A.

1. Walk A to B.
2. Posting trot on the left diagonal to C.
3. Change diagonals and post on the right diagonal to D.
4. Sitting trot from D to E.
5. Trot on the left diagonal E to F.
6. Halt at F and back approximately one horse length.

Follow the instructions of your ring steward.

Walk	-----
Trot	- - - - -
Extended Trot	=====
Canter	—————
Leg Yield	
Lead Change	
Back	←←←←←
Marker	ⓑ
Sidepass	←←←←←
Hand Gallop	—————

www.horsethows.com

Pattern Provided by:

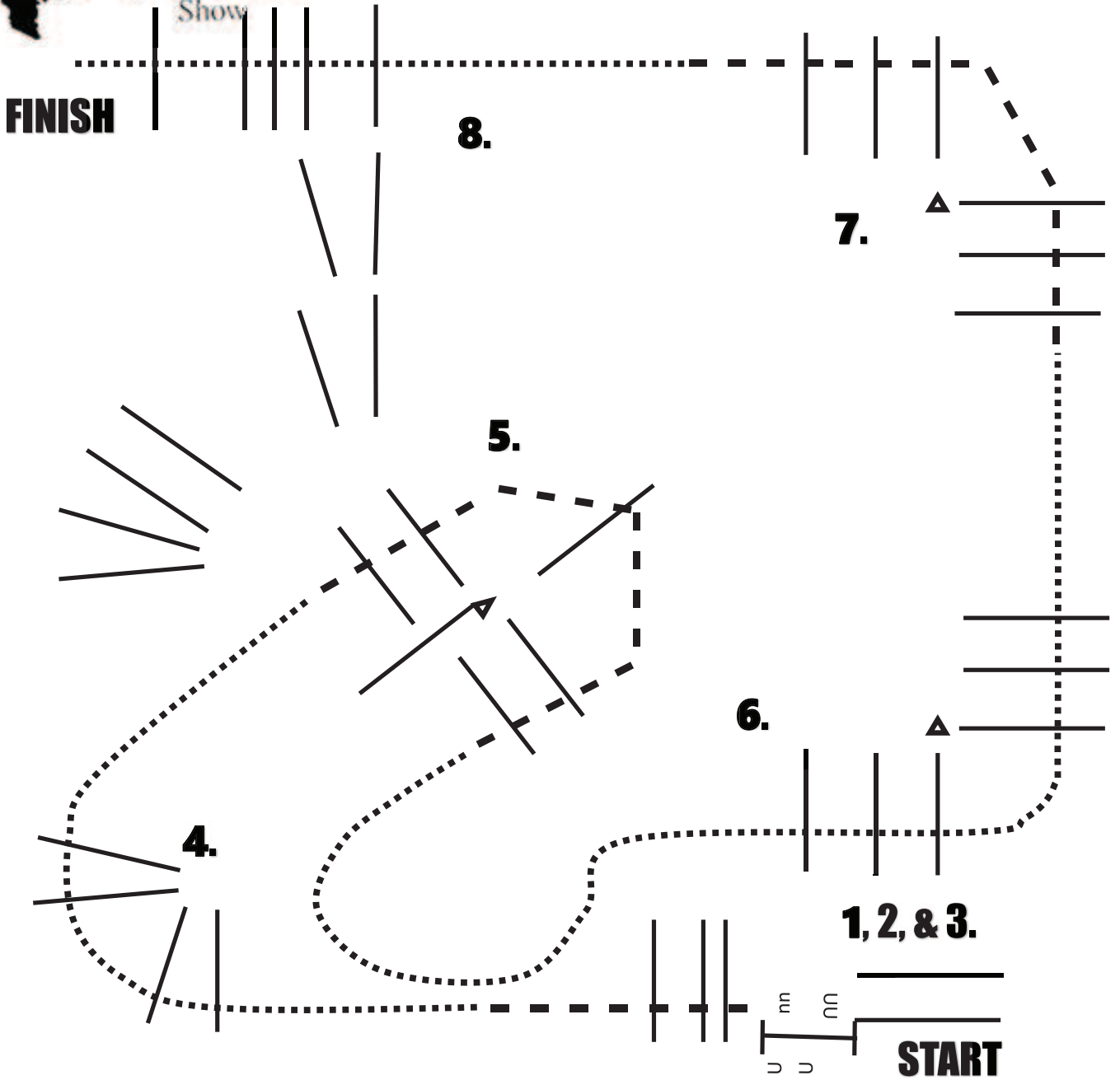
[HSE/WT-64]



SATURDAY, JULY 13 2019

Round 3

WALK TROT



- 1. WALK TO GATE, OPERATE LEFT HAND
- 2. BACK INTO CHUTE
- 3. WALK OVER 3 POLES
- 4. TROT FAN POLES

- 5. WALK OVER OBSTACLE 5
- 6. TROT CORNER POLES
- 7. WALK CORNER POLES
- 8. TROT STRAIGHT POLES TO FINISH