

The Henderson County Horsemen's Association Proudly Presents...



Wednesday, July 10 – Sunday, July 14, 2019

AQHA & TQHA Approved

5 Full Shows + 1 Special Event

AQHA Shows

Pattern Book



Western Riding

Round 1
Green/Level 1 – Green 2
All Others – Regular 2
Round 2
Green/Level 1 – Green 4
All Others – Regular 4

Reining

Round 1 – Pattern 4
Round 2 – Pattern 7

Ranch Riding

Special Event – Pattern 12
Round 1 – AQHA Pattern 8
Round 2 – AQHA Pattern 10

Working Cow Horse & Boxing

Round 1 – Pattern 3
Round 2 – Pattern 4

VRH Reining

Round 1 – VRH Reining 3
Round 2 – VRH Reining 4

VRH Riding

Round 1 – VRH Ranch Riding 2
Round 2 – VRH Ranch Riding 1

VRH Trail

Both courses contained here in this book

This is a flat rate show – enter everything and scratch as needed. We do not charge for scratches.

You must show in your respective halter class to qualify for the High Point Awards

VRH Conformation not considered 'respective halter class'

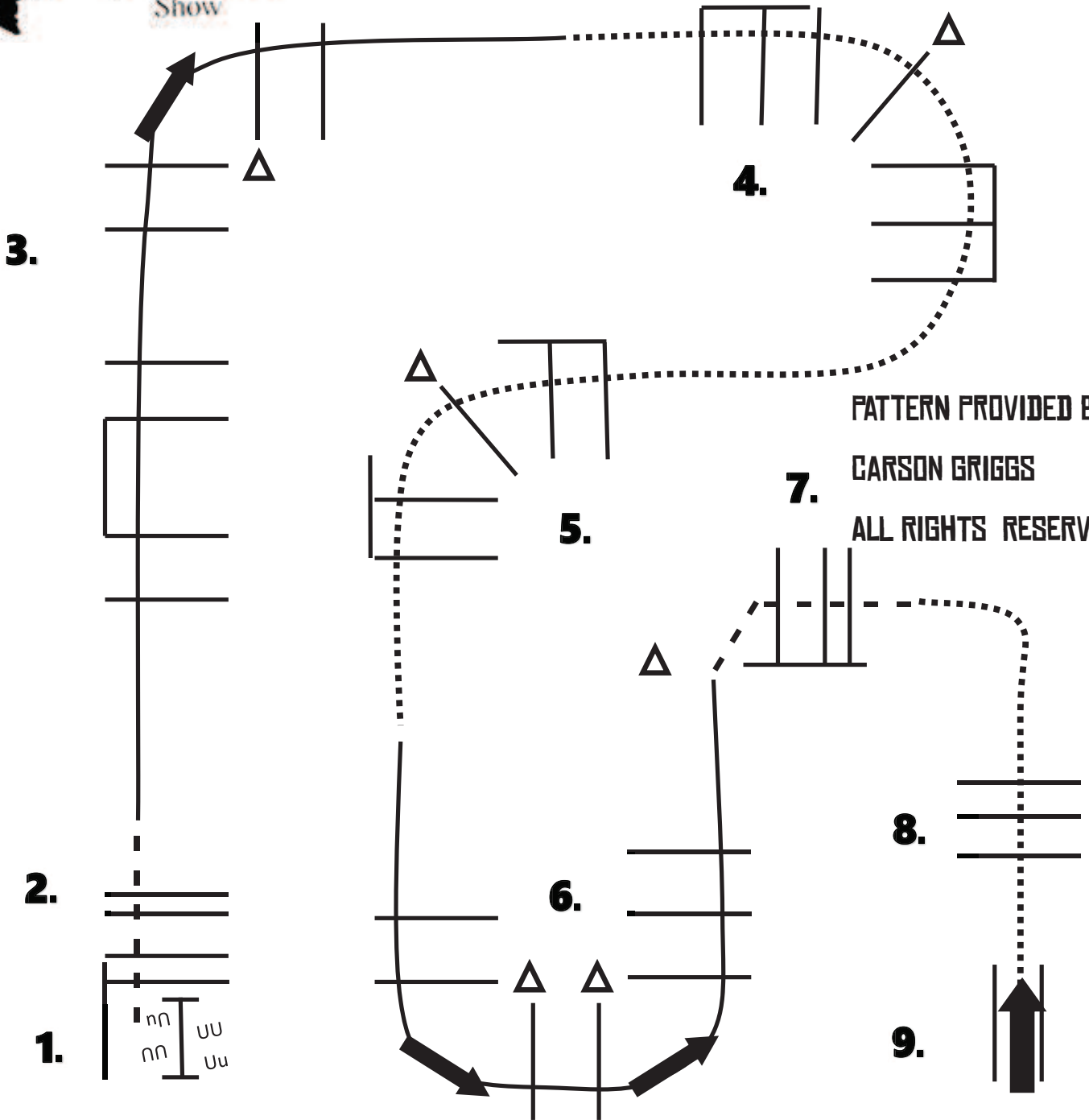
ALSO – VRH High Point – Open, Amateur, Youth – MUST show one VRH performance class AND VRH Conformation.

High Point Sponsorship opportunities are available.

Your support is greatly appreciated.

See a member of show management.

ALL CLASSES EXCEPT WALK TROT

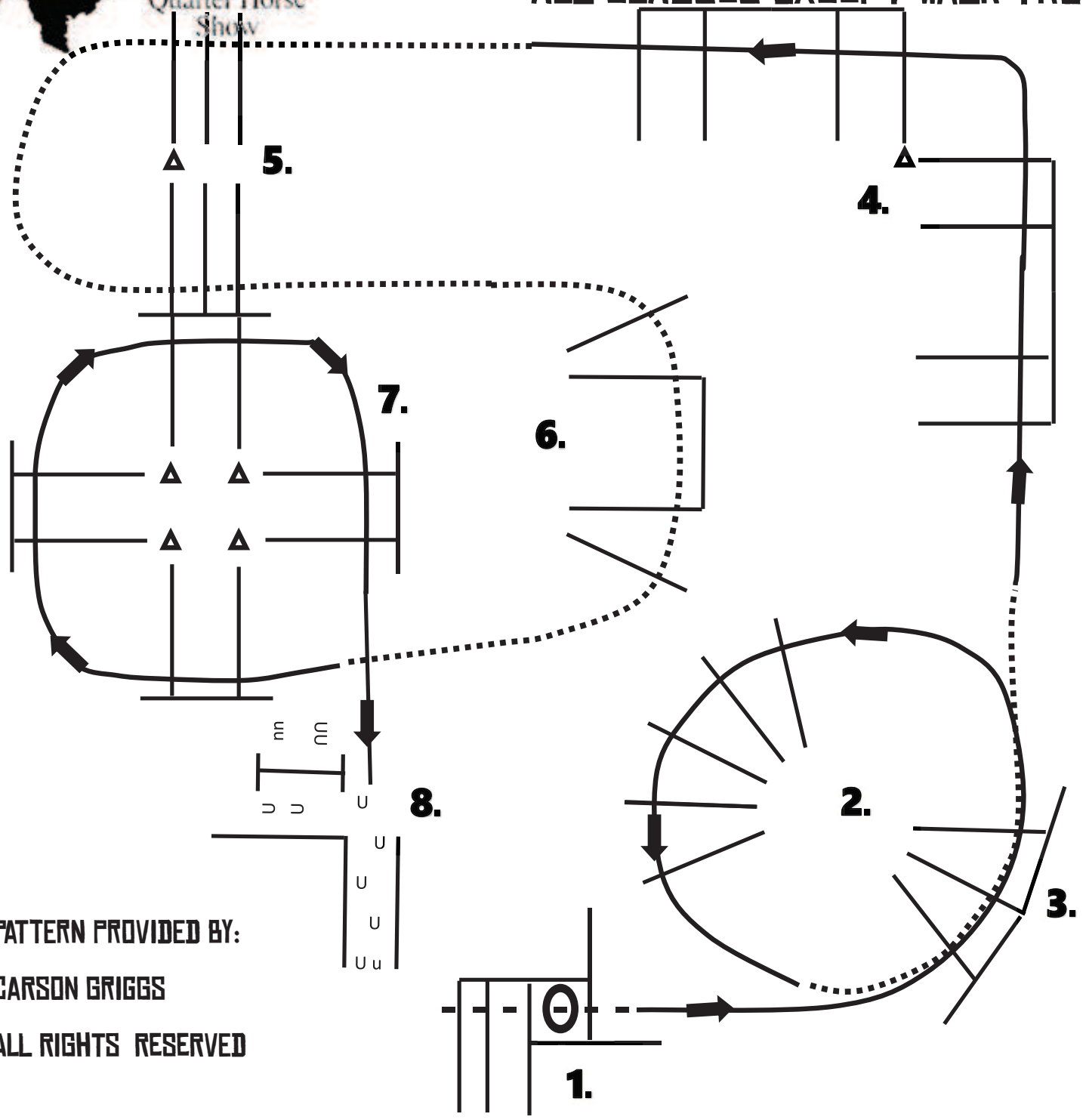


PATTERN PROVIDED BY:
 CARSON GRIGGS
 ALL RIGHTS RESERVED

- | | |
|--------------------------------|--|
| 1. WORK GATE RIGHT HAND | 6. LOPE LEFT LEAD OVER POLES |
| 2. WALK OVER POLES | 7. STOP AT CONE AND CONTINUE THROUGH 7 AT WALK |
| 3. LOPE RIGHT LEAD OVER POLES | 8. TROT OBSTACLE 8 |
| 4. TROT OBSTACLE 4 | 9. BACK IN CHUTE TO FINISH |
| 5. CONTINUE TO TROT OBSTACLE 5 | |

Quarter Horse Show

ALL CLASSES EXCEPT WALK TROT



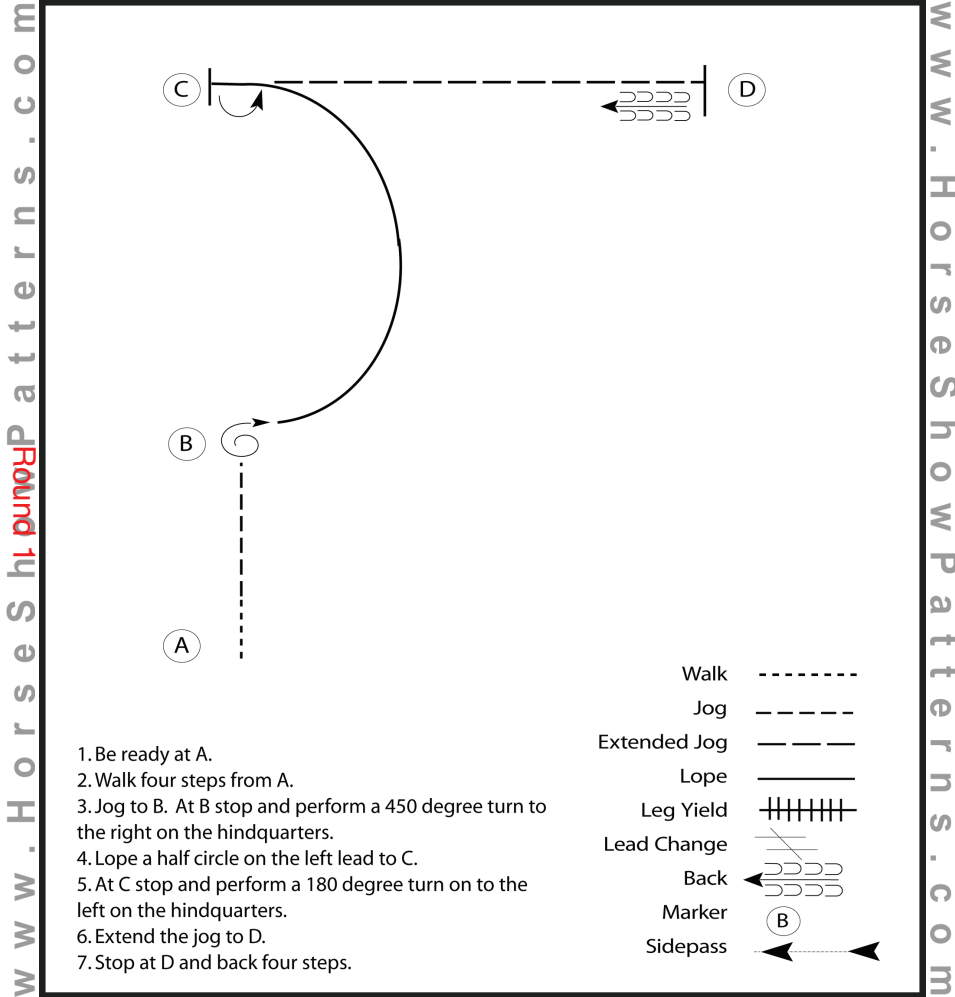
PATTERN PROVIDED BY:
CARSON GRIGGS
ALL RIGHTS RESERVED

- 1. WALK INTO BOX SPIN EITHER DIRECTION. WALK OUT
- 2. LOPE CIRCLE LEFT LEAD
- 3. TROT OVERS
- 4. LOPE LEFT LEAD OVER POLES AROUND CORNER
- 5. TROT OBSTACLE 5
- 6. TROT OBSTACLE 6
- 7. LOPE RIGHT LEAD PINWHEEL INTO CHUTE
- 8. BACK TO GATE. OPEN LH

Athens Summer Jubilee

Horsemanship (All except WJ)

Show Date:



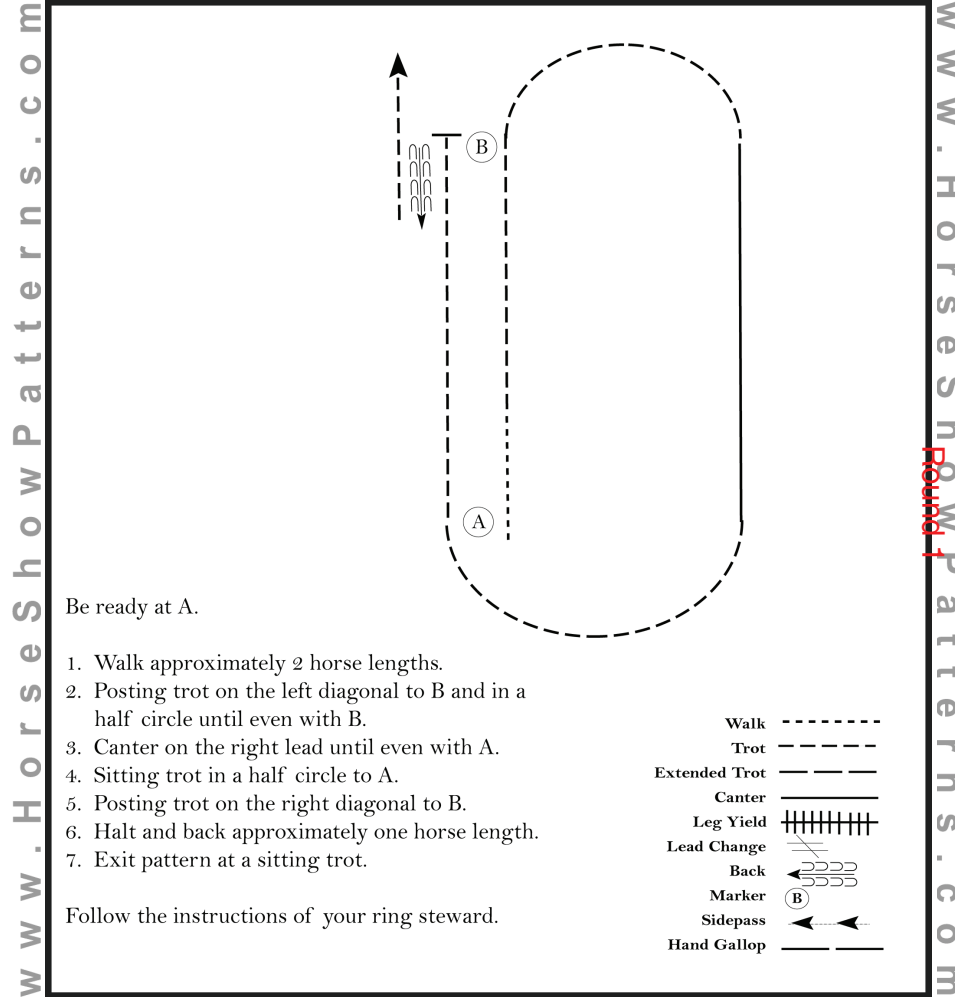
Pattern Provided by:

[WH/2-59]

Athens Summer Jubilee

Equitation (All but WT)

Show Date:



Pattern Provided by:

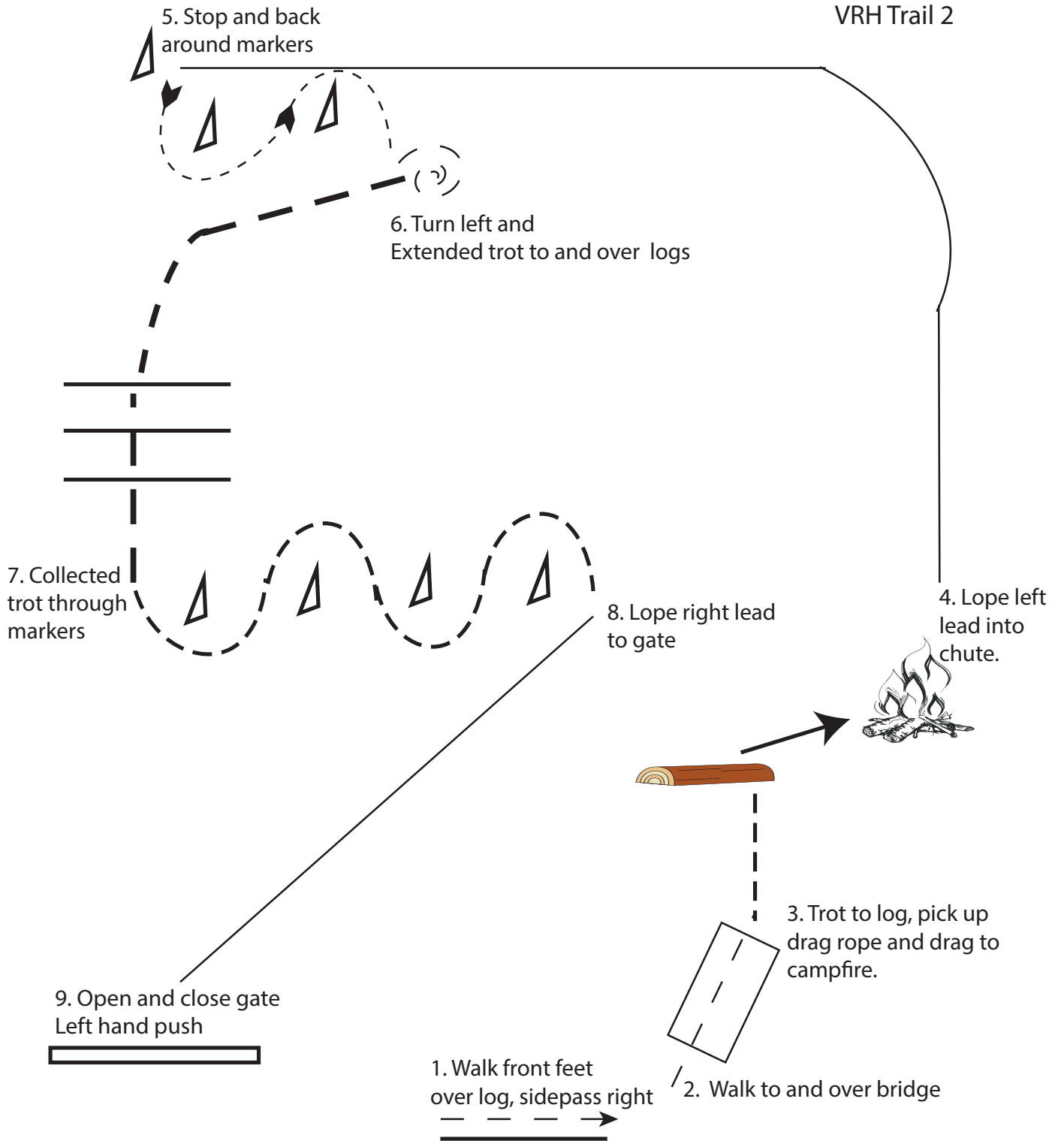
[HSE/2-56]

Round 1

Round 1

Round 1

VRH Trail 2



Round 1

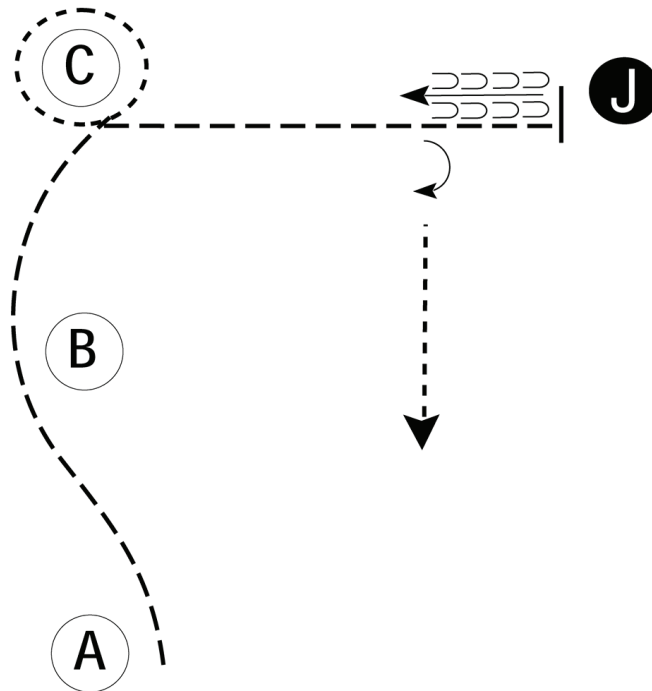
Round 1

Round 1

Athens Summer Jubilee

Showmanship (All classes)

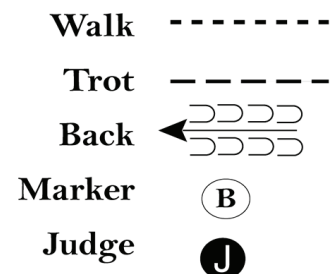
Show Date:



Be ready at A.

1. When acknowledged, trot from A, around B and to C.
2. Walk a tight circle around C.
3. Trot to judge.
4. Stop and set up for inspection.
5. When dismissed, back approximately one horse length.
6. Perform a 90 degree turn and walk away from judge.

Follow the directions of your ring steward.



[S/2-58]

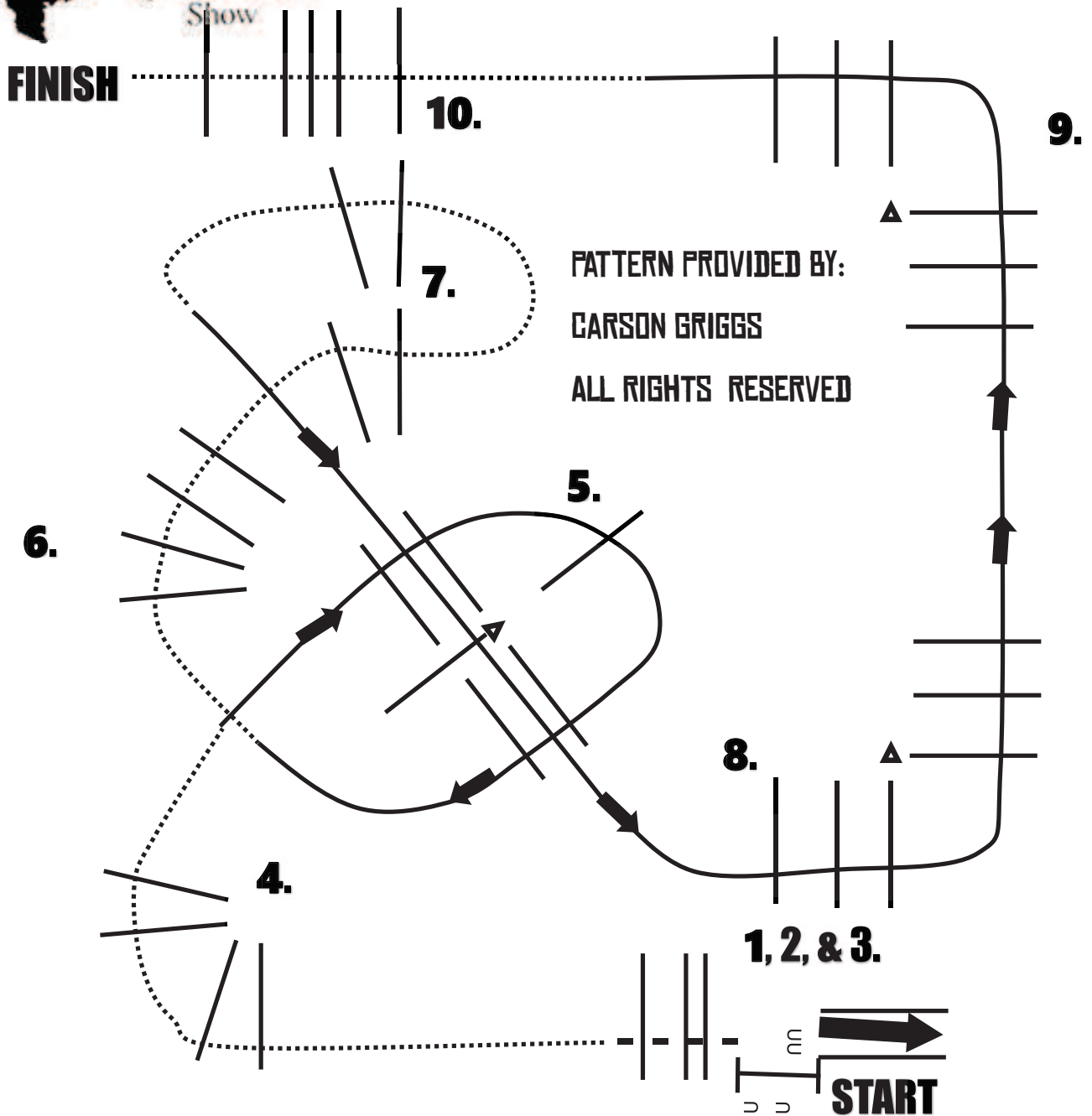
Pattern Provided by:



SATURDAY, JULY 13 2019

Round 3

ALL CLASSES EXCEPT WALK TROT

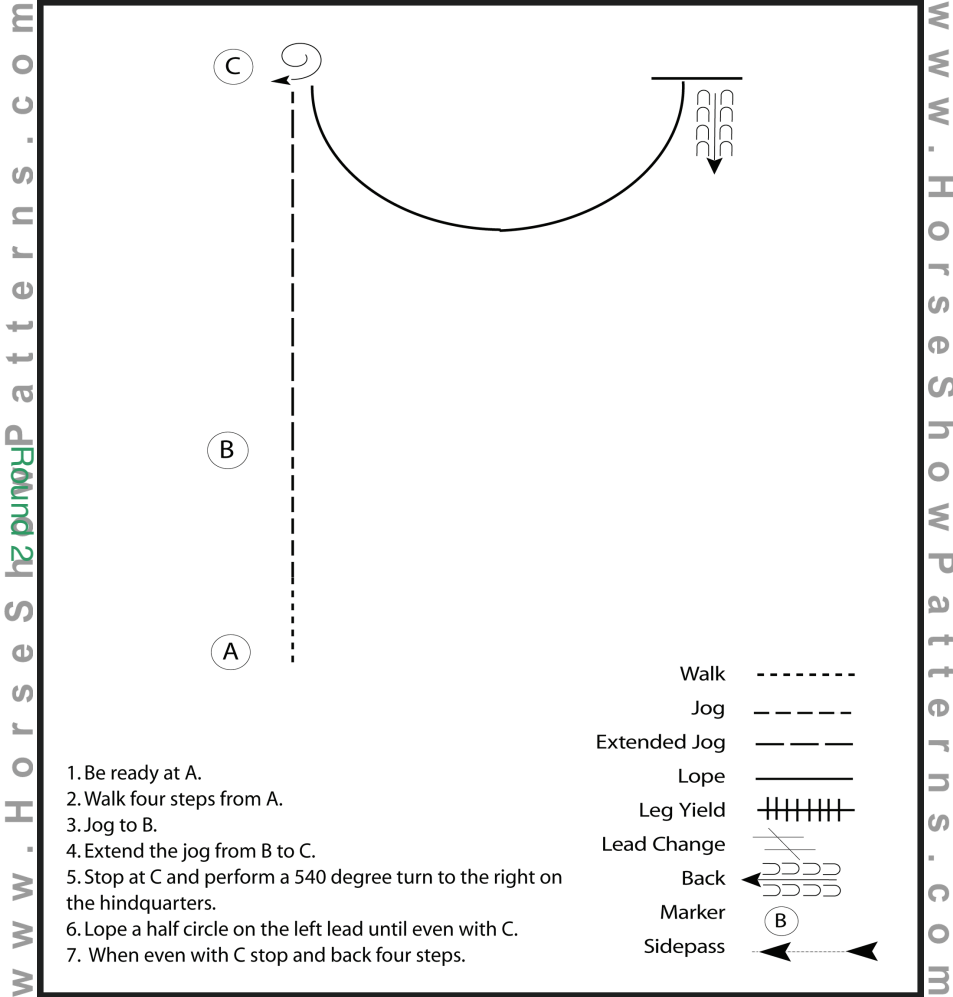


- | | |
|------------------------------------|--|
| 1. WALK TO GATE, OPERATE LEFT HAND | 6. TROT OVER POLES |
| 2. BACK INTO CHUTE | 7. TROT OBSTACLE 7 |
| 3. WALK OVER 3 POLES | 8. LOPE LEFT LEAD OVER SINGLE POLE AND AROUND CORNER POLES |
| 4. TROT FAN POLES | 9. CONTINUE LEFT LEAD LOPE AROUND CORNER |
| 5. LOPE WHEEL RIGHT LEAD | 10. TROT POLES TO FINISH |

Athens Summer Jubilee

Horsemanship (All but WJ)

Show Date:



1. Be ready at A.
2. Walk four steps from A.
3. Jog to B.
4. Extend the jog from B to C.
5. Stop at C and perform a 540 degree turn to the right on the hindquarters.
6. Lope a half circle on the left lead until even with C.
7. When even with C stop and back four steps.

- Walk -----
- Jog - - - - -
- Extended Jog - - - - -
- Lope _____
- Leg Yield |||||
- Lead Change \ / \ / \ /
- Back ←←←←←
- Marker (B)
- Sidepass ←←←←←

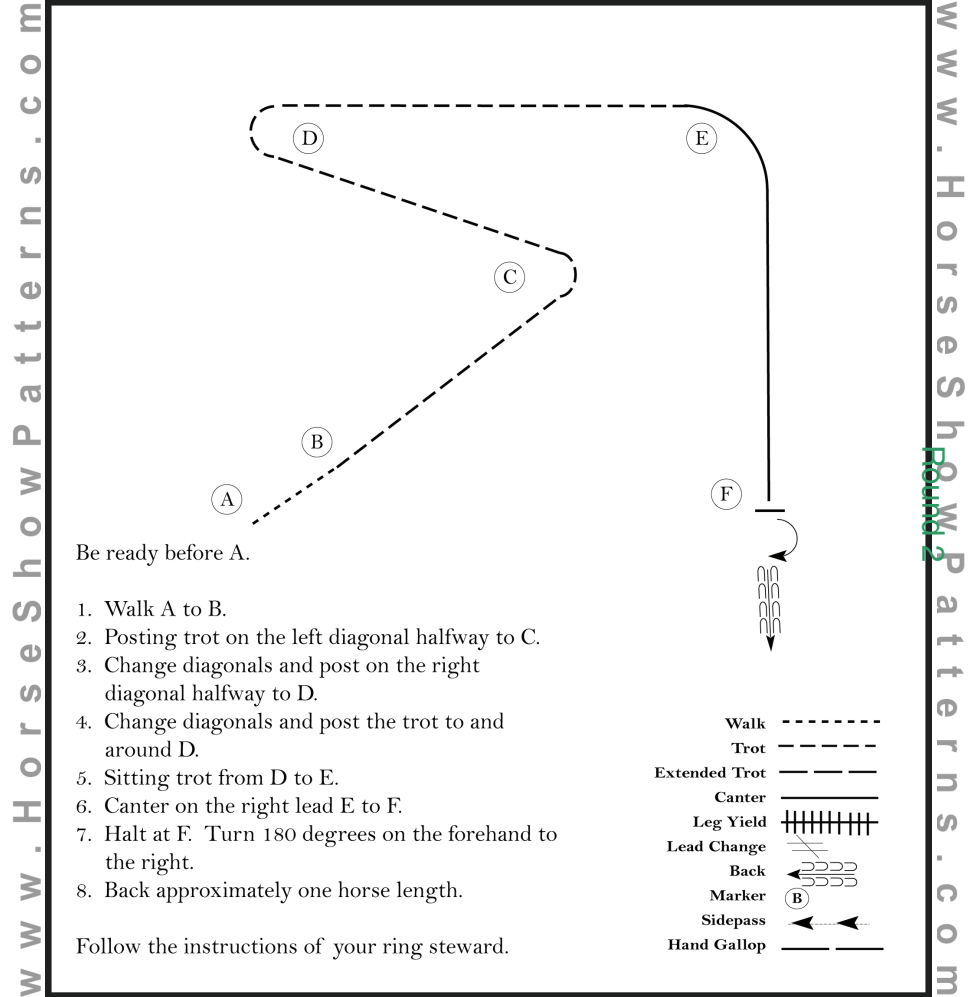
Pattern Provided by:

[WH/2-60]

Athens Summer Jubilee

Equitation (All but WT)

Show Date:



Be ready before A.

1. Walk A to B.
2. Posting trot on the left diagonal halfway to C.
3. Change diagonals and post on the right diagonal halfway to D.
4. Change diagonals and post the trot to and around D.
5. Sitting trot from D to E.
6. Canter on the right lead E to F.
7. Halt at F. Turn 180 degrees on the forehand to the right.
8. Back approximately one horse length.

- Walk -----
- Trot - - - - -
- Extended Trot - - - - -
- Canter _____
- Leg Yield |||||
- Lead Change \ / \ / \ /
- Back ←←←←←
- Marker (B)
- Sidepass ←←←←←
- Hand Gallop - - - - -

Follow the instructions of your ring steward.

Pattern Provided by:

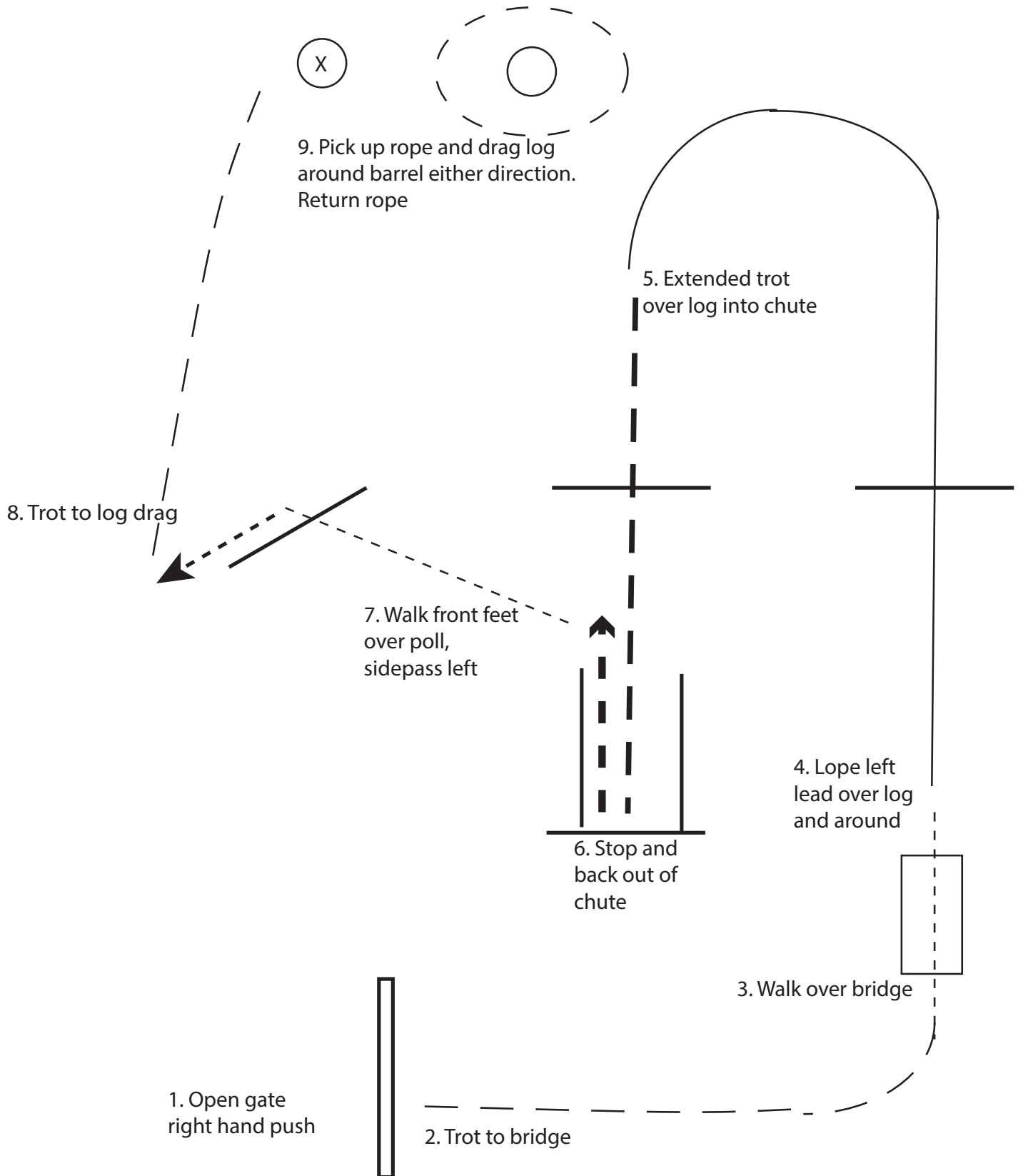
[HSE/2-64]

Round 2

Round 2

Round 2

VRH Trail 3



Round 2

Round 2

Round 2