



March 4-8, 2020

Cloverdale, IN

AQHA, NSBA, IQHA, IKI - *Approved*

Newly Added Leveled Classes! FIVE sets of points

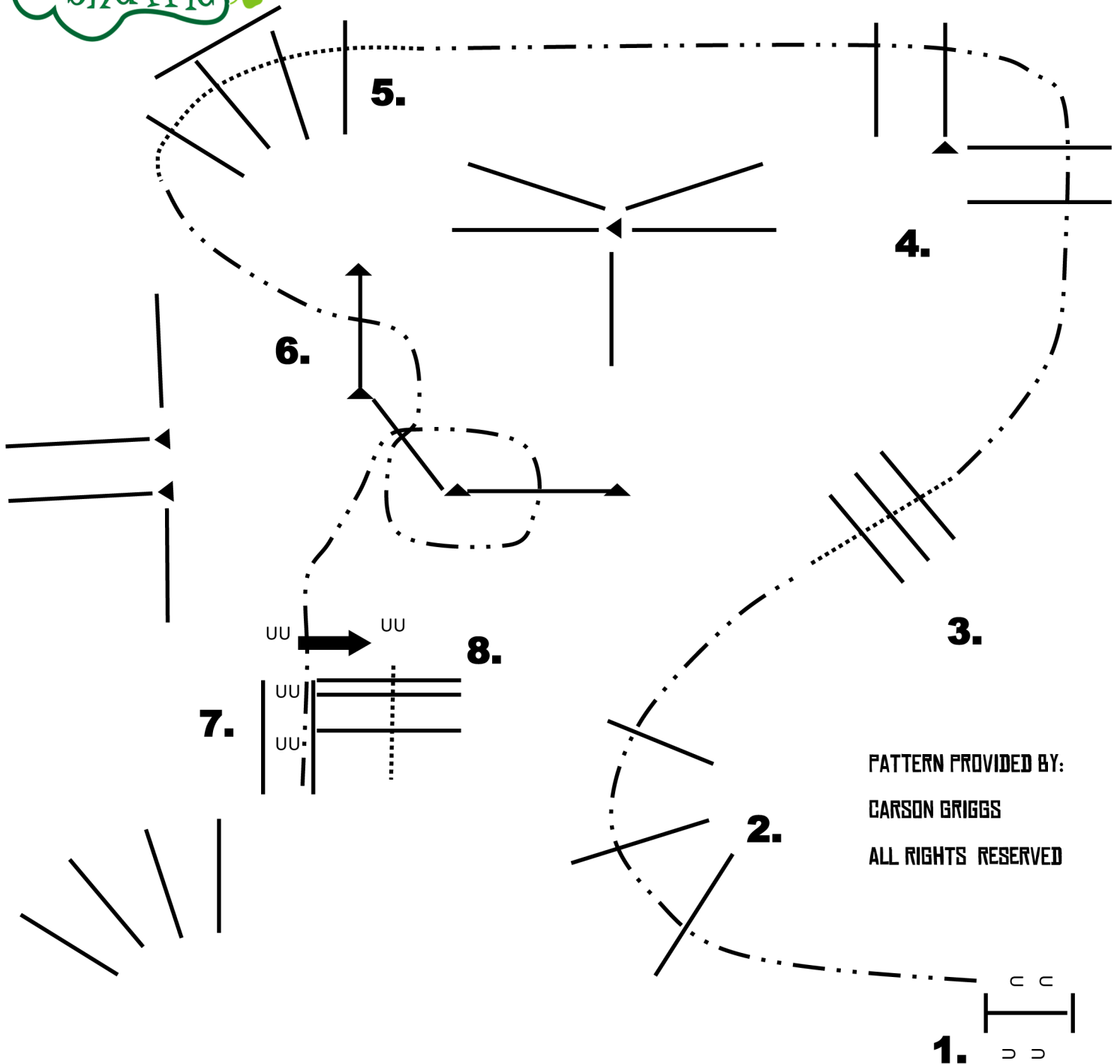
**Book o' patterns! Are you lucky?**

**All Walk & Shuffle!**



# Thursday

## ALL WALK TROT TRAIL



PATTERN PROVIDED BY:  
CARSON GRIGGS  
ALL RIGHTS RESERVED

**1. OPEN GATE LEFT HAND**

**2. TROT FAN POLES**

**3. WALK OVER STRAIGHT POLES**

**4. TROT OBSTACLE 4**

**5. WALK OVER FAN POLES**

**6. TROT SERPENTINE POLES**

**7. TROT INTO CHUTE, BACK,  
SIDEPASS LEFT**

**8. WALK OVER POLES TO FINISH**

# IQHA Shamrock Shuffle

Equitation (Walk/Trot and/or Small Fry)

Show Date:

www.HorseShowPatterns.com

Be ready at A.

1. Trot on the right diagonal from A and around corner as shown.
2. Walk in a straight line.
3. Sitting trot around corner until even with A.
4. Stop and back approximately one horse length.
5. Exit arena at a trot on the left diagonal.

Walk -----  
 Trot - - - - -  
 Extended Trot - - - - -  
 Canter - - - - -  
 Leg Yield |||||  
 Lead Change / / / / /  
 Back ← ← ← ← ←  
 Marker (B)  
 Sidepass ← ← ← ← ←  
 Hand Gallop - - - - -

www.HorseShowPatterns.com

Pattern Provided by:

[HSE/WT-76]

# IQHA Shamrock Shuffle

Horsemanship (Walk/Trot and/or Small Fry)

Show Date:

www.HorseShowPatterns.com

Be ready facing away from A.

1. When acknowledged, jog a half circle to B.
2. Extended jog in a half circle until even with B.
3. Break to the walk to C.
4. Stop and back at C.
5. Walk to exit as shown.

Follow the instructions of your ring steward.

Walk -----  
 Jog - - - - -  
 Extended Jog - - - - -  
 Lope - - - - -  
 Lead Change / / / / /  
 Back ← ← ← ← ←  
 Marker (B)

www.HorseShowPatterns.com

Pattern Provided by:

[WH/WT-106]

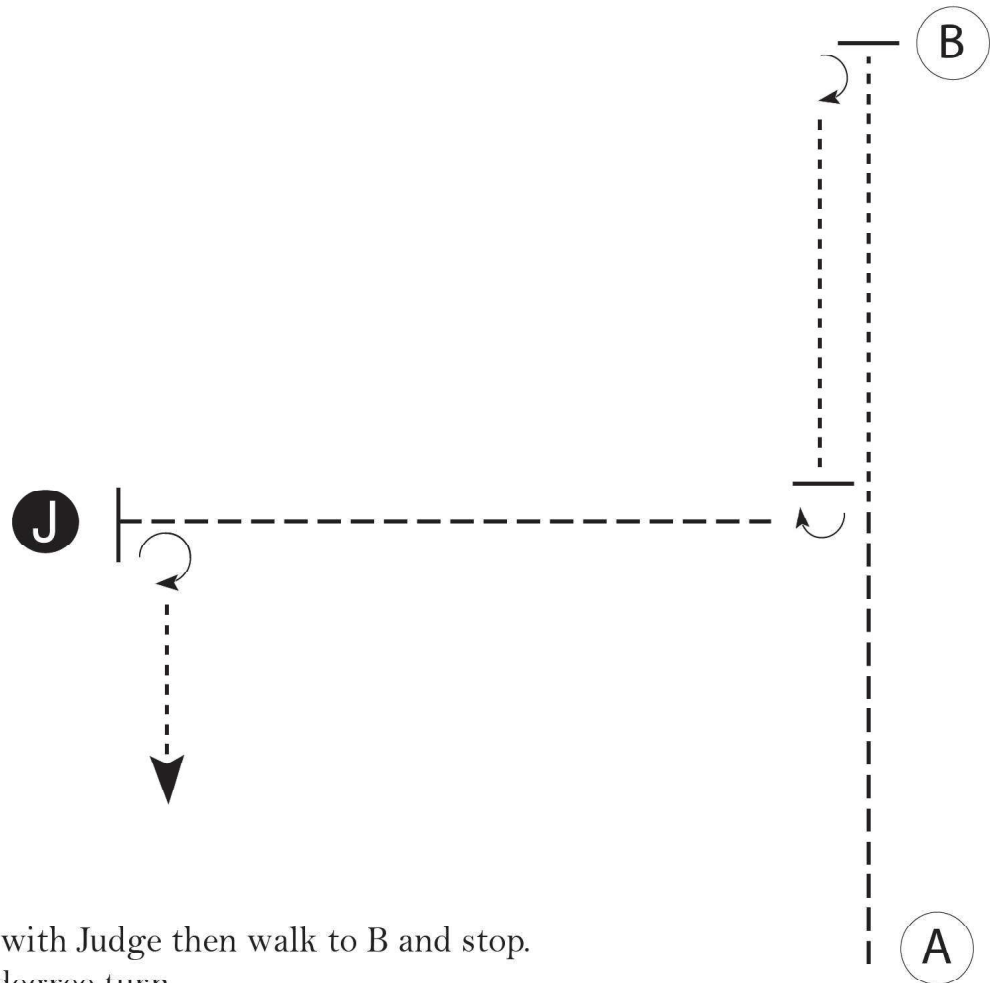
# IQHA Shamrock Shuffle

## Showmanship (Small Fry )

Show Date:

w w w . H o r s e S h o w P a t t e r n s . c o m

w w w . H o r s e S h o w P a t t e r n s . c o m



Be ready at A.

1. Trot until even with Judge then walk to B and stop.
2. Perform a 180 degree turn.
3. Walk until your horse's hip is even with Judge.
4. Perform a 1/4 turn.
5. Trot to Judge.
6. Set up.
7. Inspection. When dismissed, perform a 270 degree turn and walk to exit.

Walk	-----
Trot	- - - - -
Back	← ← ← ← ←
Marker	Ⓟ
Judge	Ⓝ

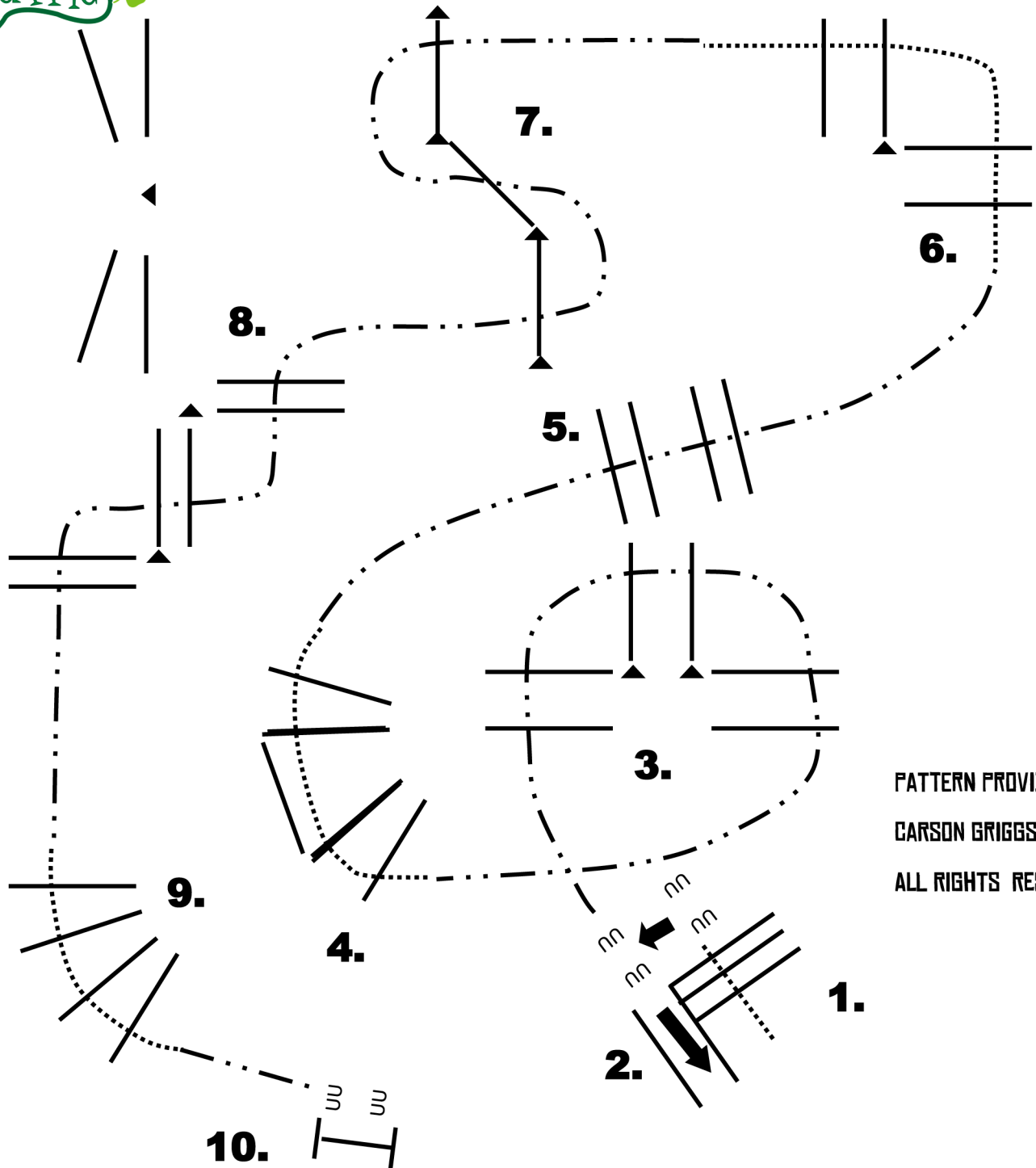
[SWT-120]

Pattern Provided by:



# Saturday

## ALL WALK TROT TRAIL



PATTERN PROVIDED BY:  
CARSON GRIGGS  
ALL RIGHTS RESERVED

- 1. WALK OVER POLES**
- 2. SIDEPASS LEFT AND BACK INTO CHUTE**
- 3. TROT 3/4 WHEEL**
- 4. WALK FAN POLES**
- 5. TROT STRAIGHT POLES**

- 6. WALK OVER POLES**
- 7. TROT SERPENTINE**
- 8. CONTINUE TROT OVER #8**
- 9. WALK OVER FAN POLES**
- 10. OPEN GATE RIGHT HAND**

