



March 4-8, 2020

Cloverdale, IN

AQHA, NSBA, IQHA, IKI - *Approved*

Newly Added Leveled Classes! *FIVE sets of points*

Book o' patterns! Are you lucky?

Western Riding

Round 1

Green/L1 – L1 4

All Others – 4

Round 2

Green/L1 – L1 2

All Others – 2

Reining

Round 1 – Pattern 11

Round 2 – Pattern 11

Ranch Riding

Round 1 – Pattern 12

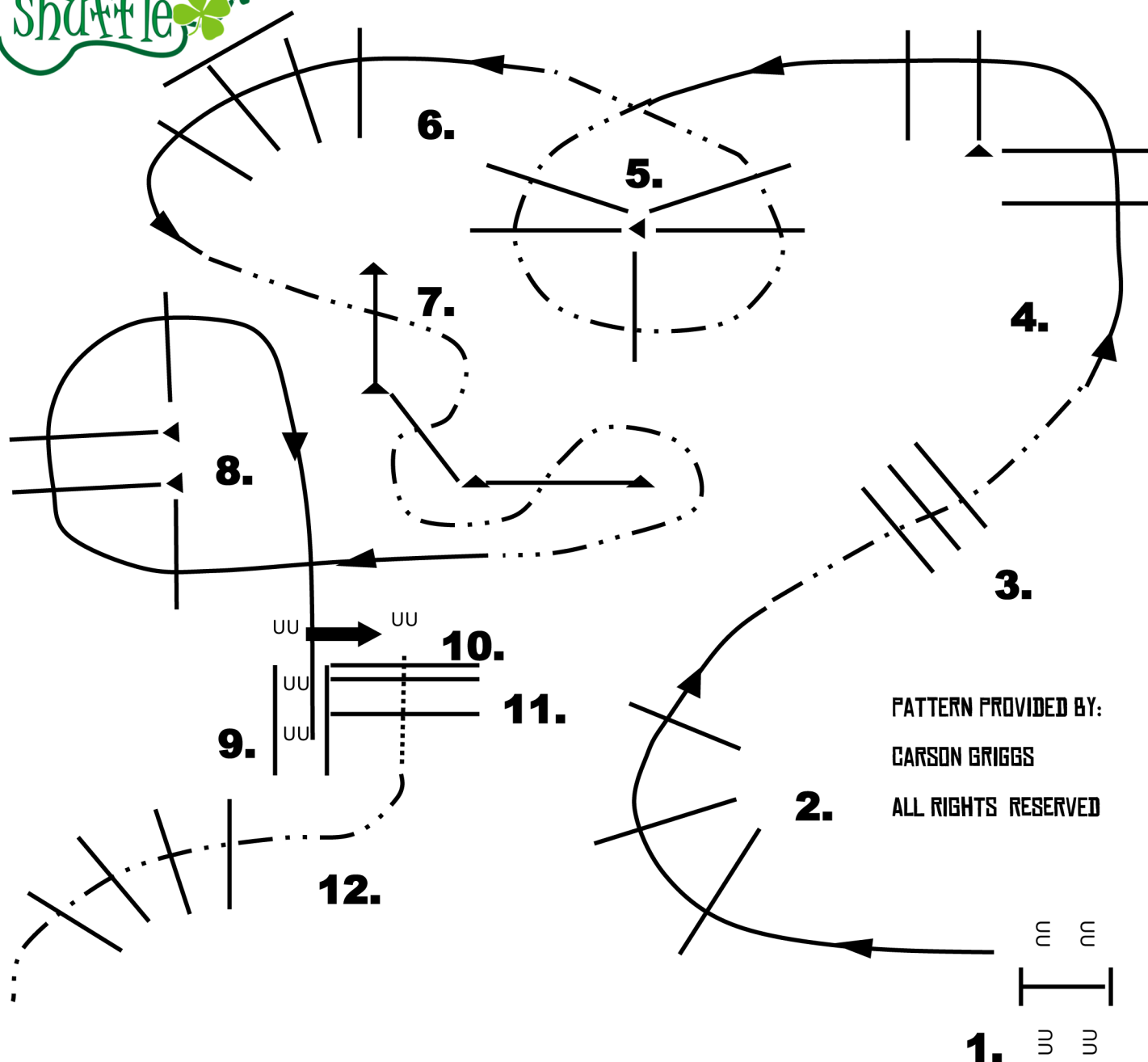
Round 2 – Pattern 15

You must show in your respective halter class to qualify for the champion & reserve champion high point awards.



Thursday

JR., GREEN, LV1 AM, LV1 YTH



PATTERN PROVIDED BY:
CARSON GRIGGS
ALL RIGHTS RESERVED

1. OPEN GATE LEFT HAND

2. LOPE RIGHT LEAD OVER FAN POLES

3. TROT OVER 3 STRAIGHT POLES

4. LOPE LEFT LEAD OBSTACLE 4

5. TROT AROUND SPOKE

6. LOPE LEFT LEAD FAN POLES

7. TROT SERPENTINE

8. LOPE RIGHT LEAD OBSTACLE 8

9. LOPE INTO CHUTE, BACK OUT

10. SIDEPASS LEFT

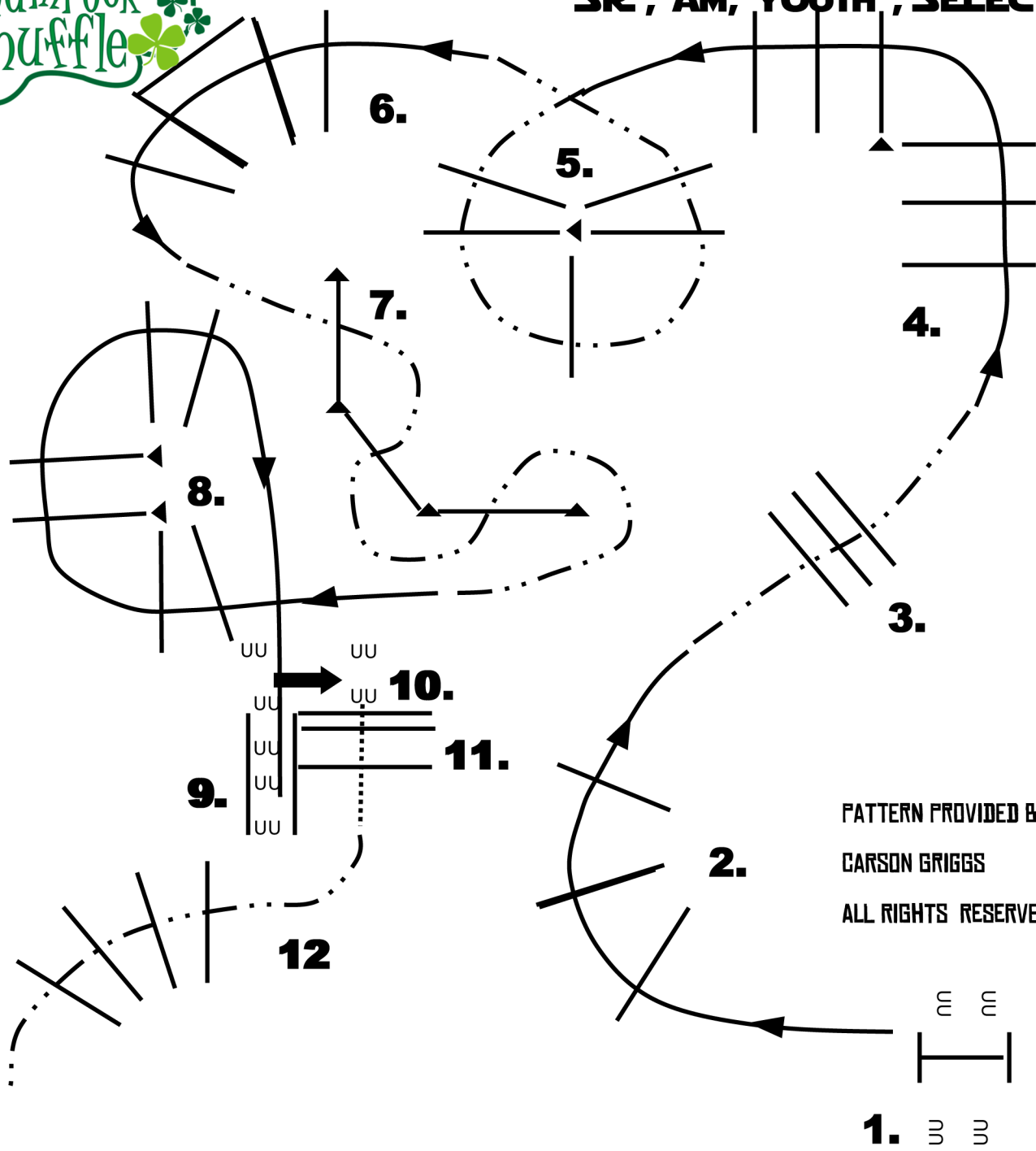
11. WALK OVER POLES

12. TROT OBSTACLE 12 TO FINISH



Thursday

SR , AM, YOUTH , SELECT



PATTERN PROVIDED BY:
CARSON GRIGGS
ALL RIGHTS RESERVED

- 1. OPEN GATE LEFT HAND**
- 2. LOPE RIGHT LEAD OVER FAN POLES**
- 3. TROT OVER 3 STRAIGHT POLES**
- 4. LOPE LEFT LEAD OBSTACLE 4**
- 5. TROT AROUND SPOKE**
- 6. LOPE LEFT LEAD FAN POLES**

- 7. TROT SERPENTINE**
- 8. LOPE RIGHT LEAD OBSTACLE 8**
- 9. LOPE INTO CHUTE, BACK OUT**
- 10. SIDEPASS LEFT**
- 11. WALK OVER POLES**
- 12. TROT OBSTACLE 12 TO FINISH**

IQHA Shamrock Shuffle

Equitation (All Level 1)

Show Date:

www.HorseShowPatterns.com

Be ready at A.

1. Canter on the left lead from A and around corner as shown.
2. Change leads at center and counter canter around corner.
3. Trot in a straight line on the left diagonal until even with A.
4. Stop and perform a 360 degree turn on the forehand left.
5. Back approximately one horse length.
6. Exit arena at a trot on the right diagonal.

Walk	-----
Trot	- - - - -
Extended Trot	=====
Canter	
Leg Yield	
Lead Change	
Back	←←←←←
Marker	Ⓚ
Sidepass	←←←←←
Hand Gallop	-----

www.HorseShowPatterns.com

Pattern Provided by:

[HSE/2-76]

IQHA Shamrock Shuffle

Equitation (Youth, Amateur, Select)

Show Date:

www.HorseShowPatterns.com

Be ready at A.

1. Canter on the left lead from A and around corner as shown.
2. Hand gallop in a straight line.
3. Collect the canter around corner.
4. Break to the trot and two track to the middle of your pattern.
5. Then, trot in a straight line on the left diagonal until even with A.
6. Stop and perform a 360 degree turn on the forehand left.
7. Back approximately one horse length.
8. Exit arena at a trot on the right diagonal.

Walk	-----
Trot	- - - - -
Extended Trot	=====
Canter	
Leg Yield	
Lead Change	
Back	←←←←←
Marker	Ⓚ
Sidepass	←←←←←
Hand Gallop	-----

www.HorseShowPatterns.com

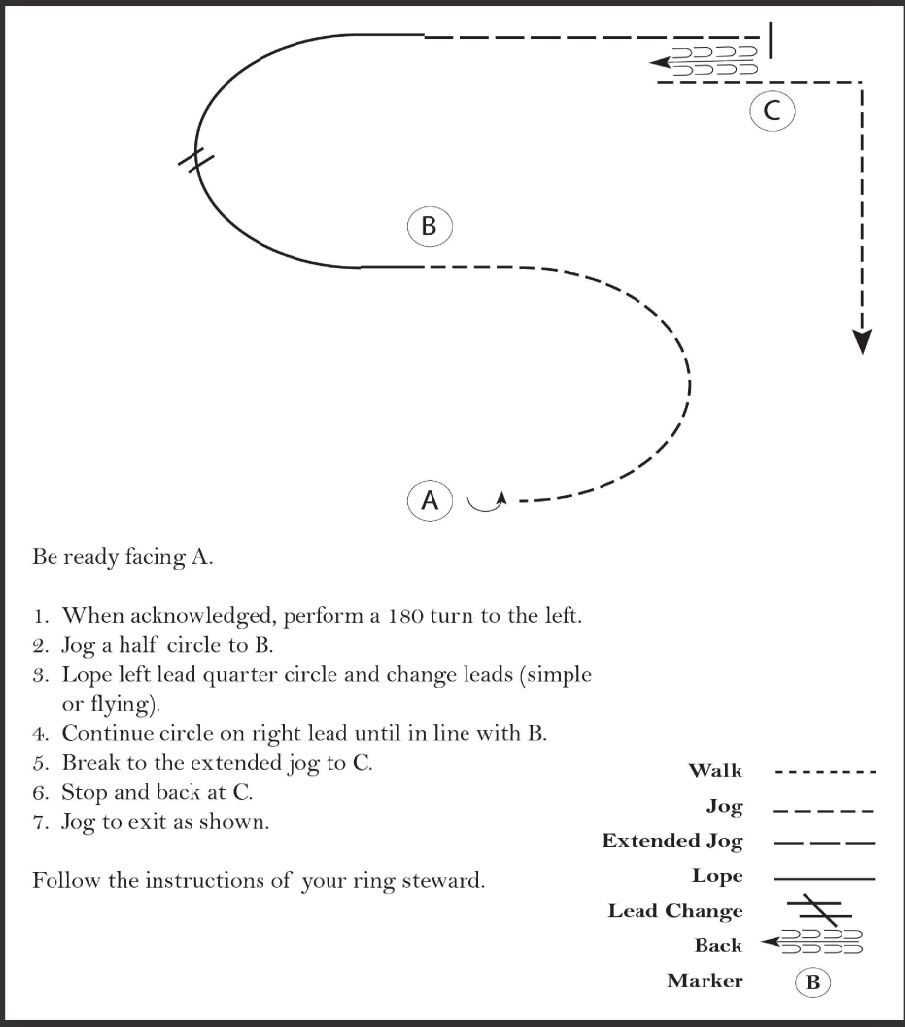
Pattern Provided by:

[HSE/3-76]

IQHA Shamrock Shuffle

Horsemanship (All Level 1)

Show Date:



Be ready facing A.

1. When acknowledged, perform a 180 turn to the left.
2. Jog a half circle to B.
3. Lope left lead quarter circle and change leads (simple or flying).
4. Continue circle on right lead until in line with B.
5. Break to the extended jog to C.
6. Stop and back at C.
7. Jog to exit as shown.

Follow the instructions of your ring steward.

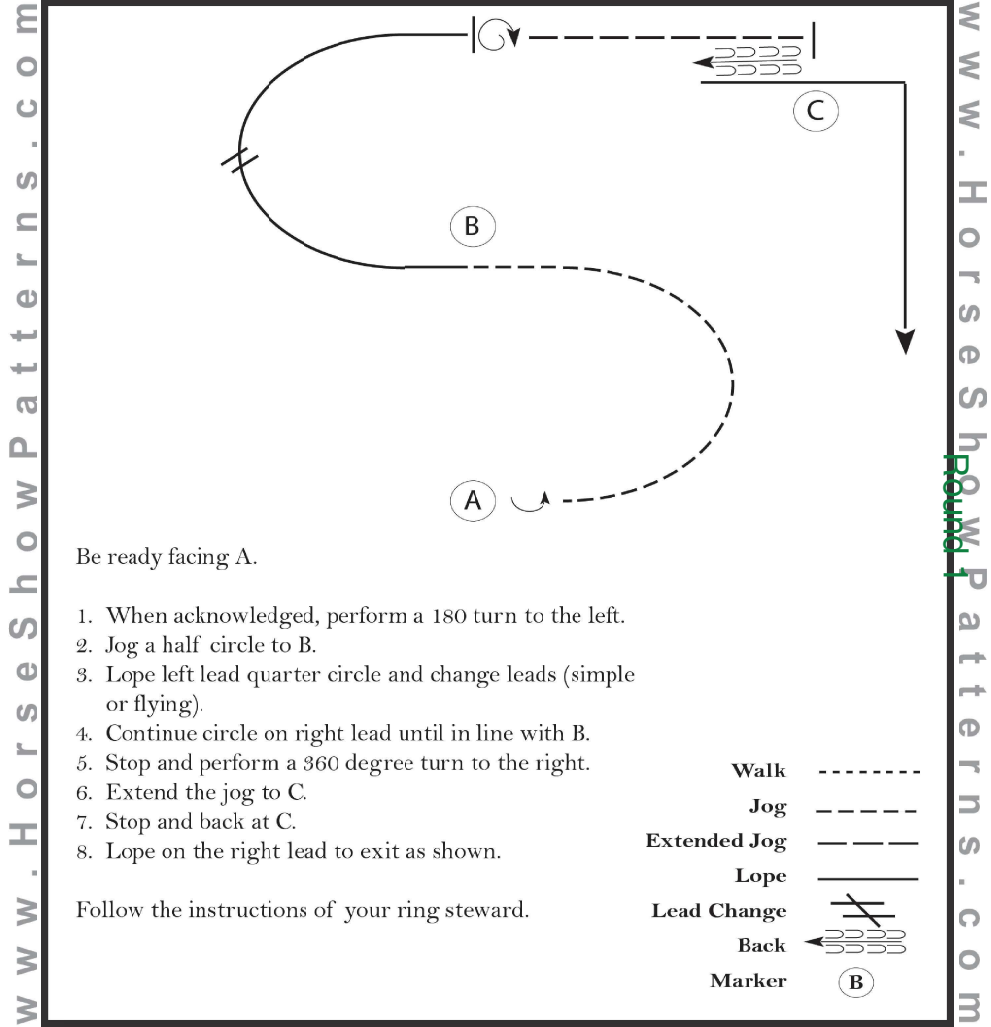
[WH/2-106]

Pattern Provided by:

IQHA Shamrock Shuffle

Horsemanship (Youth, Amateur, Select)

Show Date:



Be ready facing A.

1. When acknowledged, perform a 180 turn to the left.
2. Jog a half circle to B.
3. Lope left lead quarter circle and change leads (simple or flying).
4. Continue circle on right lead until in line with B.
5. Stop and perform a 360 degree turn to the right.
6. Extend the jog to C.
7. Stop and back at C.
8. Lope on the right lead to exit as shown.

Follow the instructions of your ring steward.

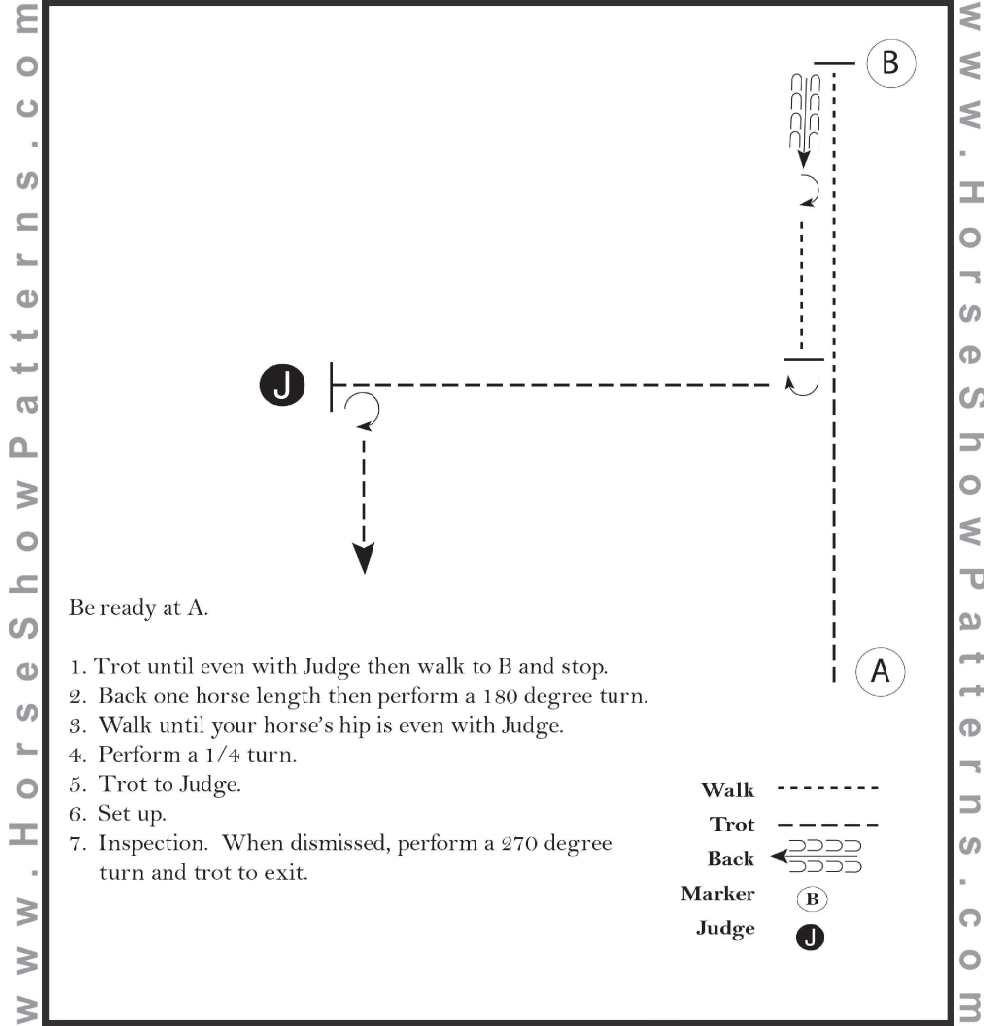
[WH/3-106]

Pattern Provided by:

IQHA Shamrock Shuffle

Showmanship (All Level 1)

Show Date:



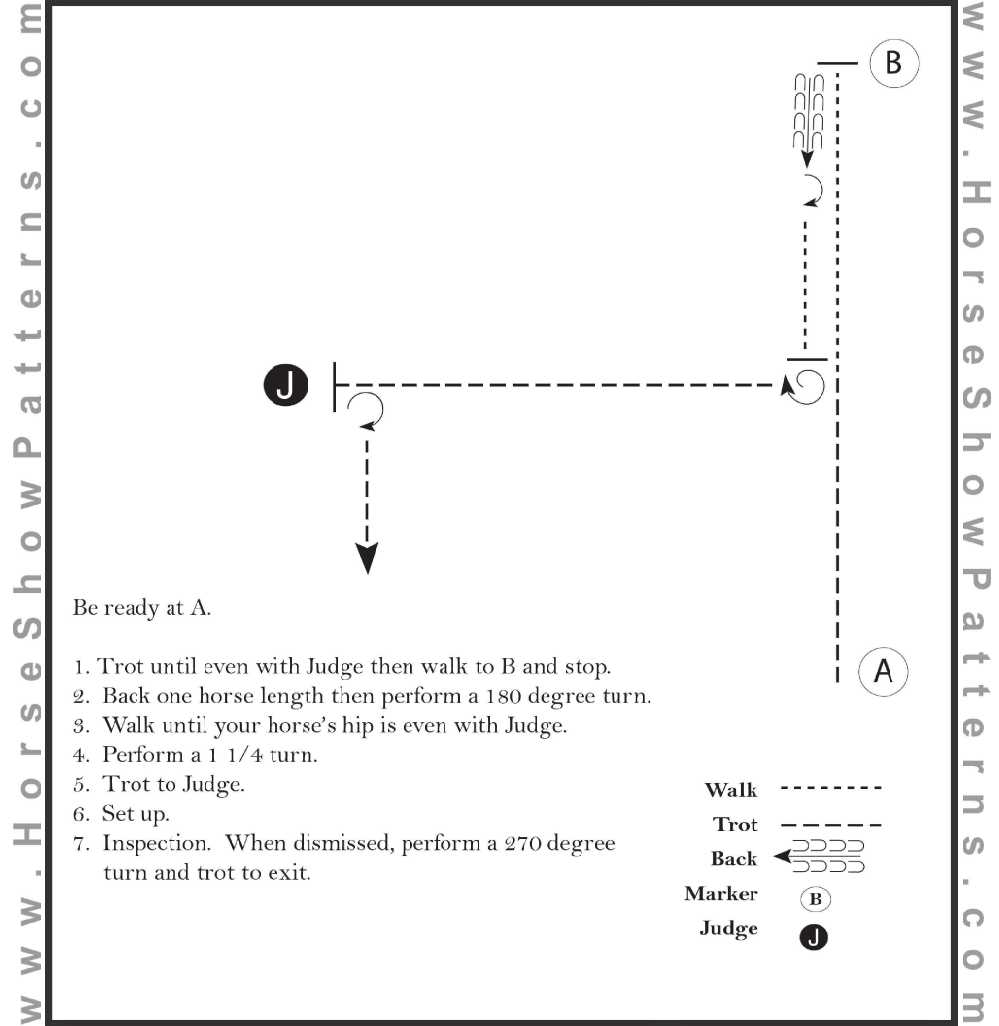
Pattern Provided by:

[S/2-120]

IQHA Shamrock Shuffle

Showmanship (Youth, Amateur, Select)

Show Date:



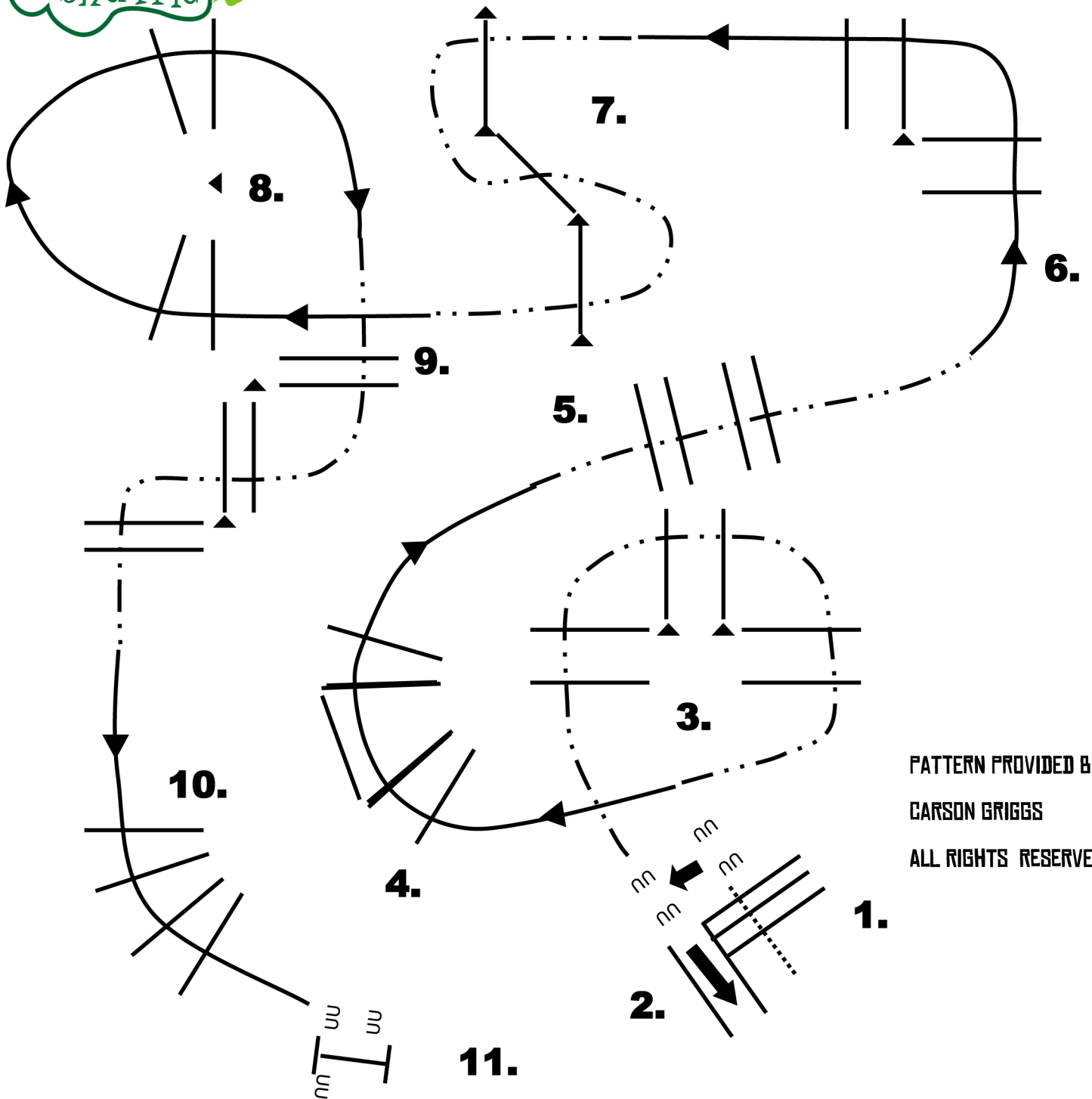
Pattern Provided by:

[S/3-120]



Saturday

ALL TRAIL (EXCEPT WALK JOG)



PATTERN PROVIDED BY:
CARSON GRIGGS
ALL RIGHTS RESERVED

- 1. WALK OVER POLES**
- 2. SIDEPASS LEFT, BACK INTO CHUTE**
- 3. TROT AROUND 3/4 WHEEL**
- 4. LOPE FAN RIGHT LEAD**
- 5. TROT OVERS**

- 6. LOPE CORNER POLES LEFT LEAD**
- 7. TROT SERPENTINE**
- 8. LOPE FAN RIGHT LEAD**
- 9. TROT OBSTACLE 9**
- 10. LOPE FAN POLES LEFT LEAD**
- 11. OPEN GATE RH TO FINISH**

Shamrock Shuffle

Hunt Seat Equitation (Level 1 Youth and Amateur)

Show Date:

Be ready at A.

1. Walk approximately 2 horse lengths.
2. Posting trot on the left diagonal to B and in a half circle until even with B.
3. Canter on the right lead until even with A.
4. Sitting trot in a half circle to A.
5. Posting trot on the right diagonal to B.
6. Halt and back approximately one horse length.
7. Exit pattern at a sitting trot.

Follow the instructions of your ring steward.

Walk -----
 Trot - - - - -
 Extended Trot - - - - -
 Canter - - - - -
 Leg Yield |||||
 Lead Change / / / / /
 Back ← ← ← ← ←
 Marker (B) (B)
 Sidepass ← ← ← ← ←
 Hand Gallop - - - - -

[HSE/2-56]

Pattern Provided by:

The Judges

Shamrock Shuffle

Hunt Seat Equitation (Amateur/Select/ Youth)

Show Date:

Be ready at A.

1. Walk approximately 2 horse lengths.
2. Posting trot on the left diagonal to B and in a half circle until even with B.
3. Canter on the right lead until even with A.
4. Hand gallop a half circle to A.
5. Posting trot on the right diagonal to B.
6. Left lead canter in a half circle until even with B.
7. Halt and back approximately one horse length.
8. Exit pattern at a sitting trot.

Follow the instructions of your ring steward.

Walk -----
 Trot - - - - -
 Extended Trot - - - - -
 Canter - - - - -
 Leg Yield |||||
 Lead Change / / / / /
 Back ← ← ← ← ←
 Marker (B) (B)
 Sidepass ← ← ← ← ←
 Hand Gallop - - - - -

[HSE/3-56]

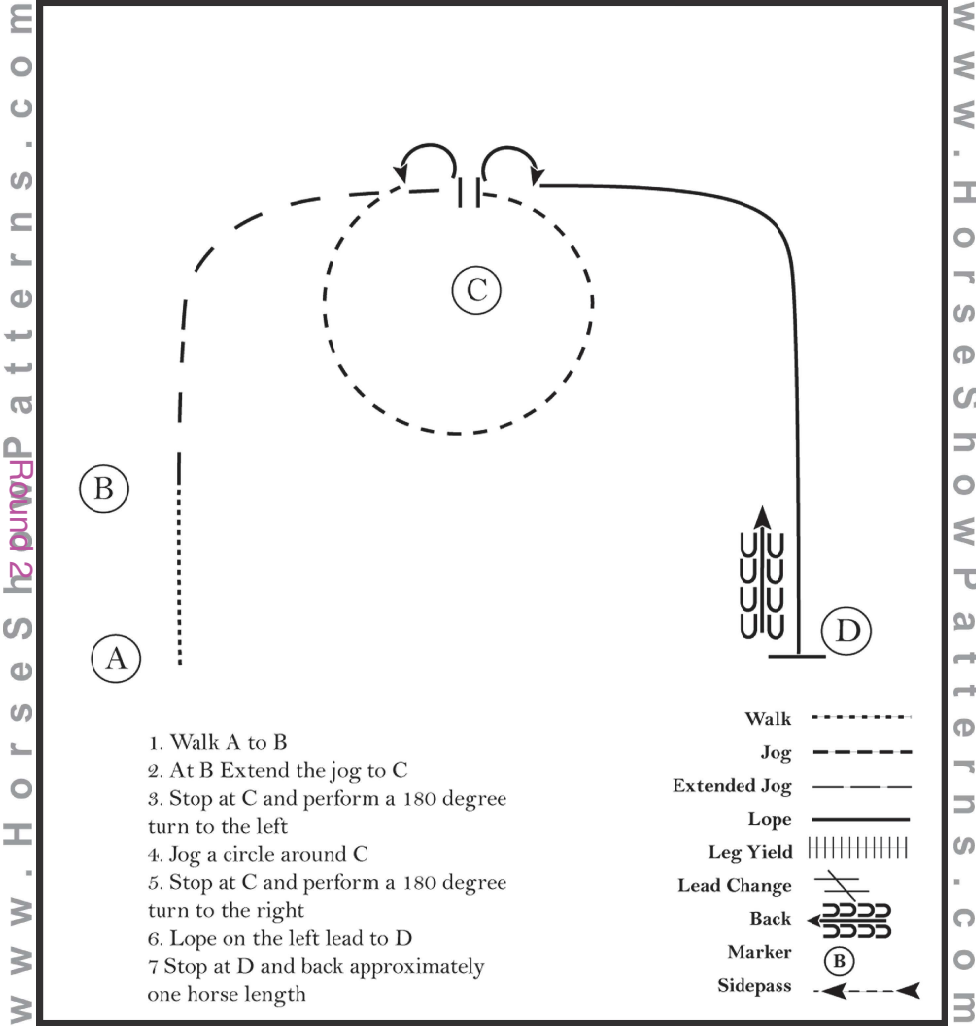
Pattern Provided by:

The Judges

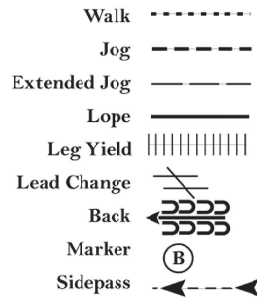
Shamrock Shuffle

Western Horsemanship (All Youth/Amateur/Select)

Show Date:



1. Walk A to B
2. At B Extend the jog to C
3. Stop at C and perform a 180 degree turn to the left
4. Jog a circle around C
5. Stop at C and perform a 180 degree turn to the right
6. Lope on the left lead to D
- 7 Stop at D and back approximately one horse length



[WH/2-34]

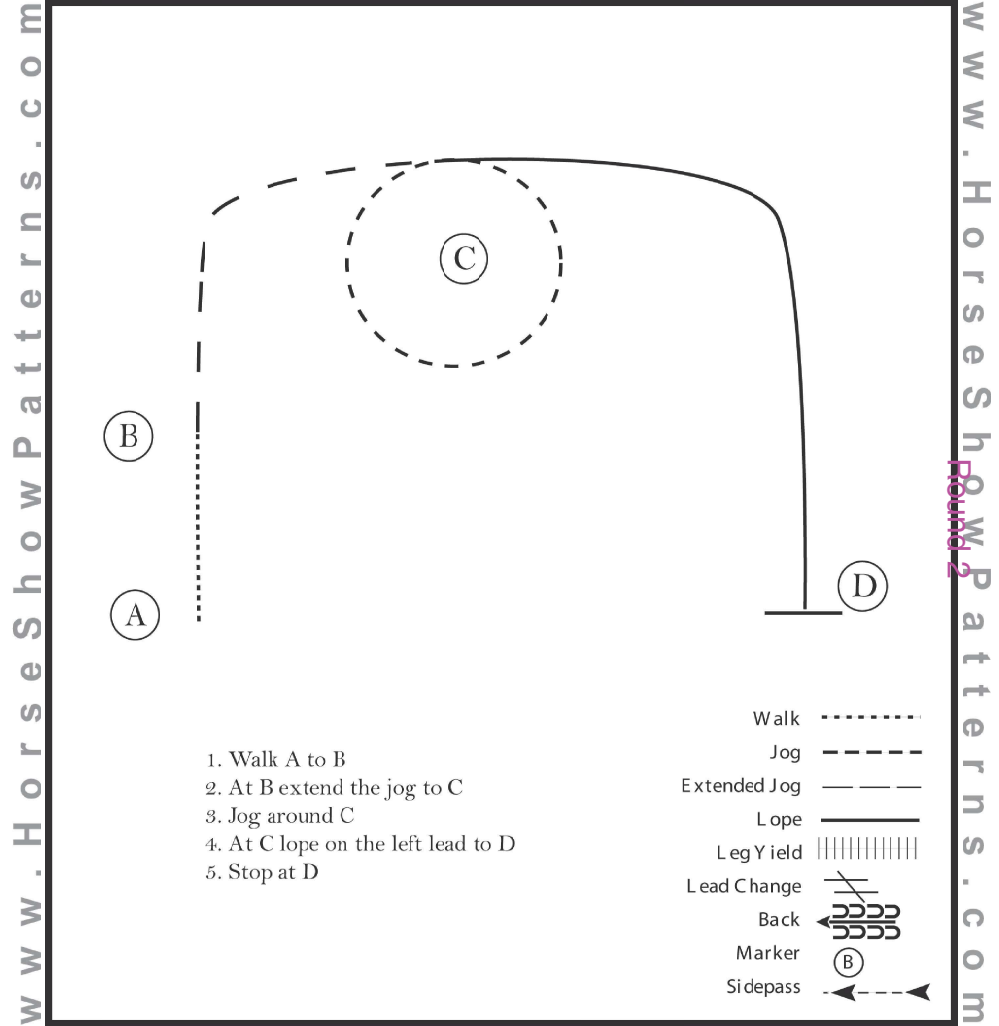
Pattern Provided by:

The Judges

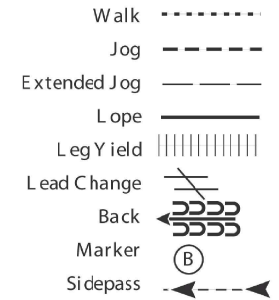
Shamrock Shuffle

Western Horsemanship (ALL Level 1 Youth/Amateur)

Show Date:



1. Walk A to B
2. At B extend the jog to C
3. Jog around C
4. At C lope on the left lead to D
5. Stop at D



[WH/2-33]

Pattern Provided by:

The Judges