

Special Thanks To Our Show Sponsors!



Dale Hamilton Quarter Horses

The Wheat Family

Pattern Book

Western Riding

Day	Green/Level 1 Novice/Level 1 Youth Novice/Level 1 Amateur	Jr & Sr (all levels) Youth Amateur Select
Sunday, June 30	Green 2	Regular 9
Thursday, July 4	Green 1	Pattern 1
Sunday, July 5	Green 4	Regular 7

Ranch Riding

Day	ALL
Sunday, June 28	Ranch 15
Saturday, July 4	Ranch 12
Sunday, July 5	Ranch 10

Reining

Day	ALL
Sunday, June 28	Reining 11
Saturday, July 4	Reining 7
Sunday, July 5	Reining 6

All conflicts will be handled. We want you to show in as many classes as you can or want. But we cannot handle a conflict if we are not aware.

You may **NOT ADD ANY NSBA** class **AT** the gate. **ALL NSBA** entries for **ALL** classes must be made directly with the show office.

If you **ADD** to a pattern class **AFTER** the draws have been drawn, you will go **FIRST**. (Except last days – you will go last.) Please Enter every class at the beginning. You can scratch with **NO** penalty. The Futurity classes have a different scratch policy.

2020 Stars & Stripes & Big A High Point Awards

The following classes indicate which classes count towards each high point award.

Please note that you must show in your respective halter class at each show to qualify.

Level 1/Novice Youth

Level 1/Novice Youth Showmanship
Level 1/Novice Youth Horsemanship
Level 1/Novice Youth Western Pleasure
Level 1/Novice Youth Hunter Under Saddle
Level 1/Novice Youth Equitation
Level 1/Novice Youth Hunter Hack
Level 1/Novice Youth Equitation Over Fences
Level 1/Novice Youth Working Hunter
Level 1/Novice Youth Western Riding
Level 1/Novice Youth Trail
Level 1/Novice Youth Ranch Riding
Youth Geldings 3 year old, Aged OR Youth Performance Geldings
Youth Mares 3 year old, Aged OR Youth Performance Mares

13 & under Youth

13 & under Showmanship
13 & under Horsemanship
13 & under Western Pleasure
13 & under Equitation
13 & under Hunter Under Saddle
13 & under Trail (Level 2 OR Level 3)
Youth Western Riding (Level 2 OR Level 3)
Youth Working Hunter
Youth Equitation Over Fences
Youth Jumping
Youth Hunter Hack
Youth Ranch Riding
Youth Reining
Youth Geldings 3 year old, Aged OR Youth Performance Geldings
Youth Mares 3 year old, Aged OR Youth Performance Mares

14-18 Youth

14-18 Showmanship (Level 2 OR Level 3)
14-18 Horsemanship (Level 2 OR Level 3)
14-18 Western Pleasure
14-18 Equitation
14-18 Hunter Under Saddle
14-18 Trail (Level 2 OR Level 3)
Youth Western Riding (Level 2 OR Level 3)
Youth Working Hunter
Youth Equitation Over Fences
Youth Hunter Hack
Youth Jumping
Youth Ranch Riding
Youth Reining
Youth Geldings 3 year old, Aged OR Youth Performance Geldings
Youth Mares 3 year old, Aged OR Youth Performance Mares

Level 1/Novice Amateur

Level 1/Novice Amateur Showmanship
Level 1/Novice Amateur Horsemanship
Level 1/Novice Amateur Western Pleasure
Level 1/Novice Amateur Hunter Under Saddle
Level 1/Novice Amateur Equitation
Level 1/Novice Amateur Hunter Hack
Level 1/Novice Amateur Equitation Over Fences
Level 1/Novice Amateur Working Hunter
Level 1/Novice Amateur Western Riding

Level 1/Novice Amateur Trail
Level 1/Novice Amateur Ranch Riding
Amateur Geldings 3 year old, Aged OR Amateur Performance Geldings
Amateur Mares 3 year old, Aged OR Amateur Performance Mares

Amateur

Amateur Pleasure Driving
Amateur Showmanship (Level 2 OR Level 3)
Amateur Horsemanship (Level 2 OR Level 3)
Amateur Western Pleasure
Amateur Equitation
Amateur Hunter Under Saddle
Amateur Trail (Level 2 OR Level 3)
Amateur Western Riding (Level 2 OR Level 3)
Amateur Working Hunter
Amateur Equitation Over Fences
Amateur Hunter Hack
Amateur Jumping
Amateur Ranch Riding
Amateur Reining
Amateur Stallions 3 year old, Aged OR Amateur Performance Stallions
Amateur Geldings 3 year old, Aged OR Amateur Performance Geldings
Amateur Mares 3 year old, Aged OR Amateur Performance Mares

Select Amateur

Amateur Pleasure Driving
Amateur Jumping
Amateur Reining
Amateur Ranch Riding
Select Amateur Showmanship (Level 2 OR Level 3)
Select Amateur Horsemanship (Level 2 OR Level 3)
Select Amateur Western Pleasure
Select Amateur Equitation
Select Amateur Hunter Under Saddle
Select Amateur Trail (Level 2 OR Level 3)
Select Amateur Western Riding (Level 2 OR Level 3)
Select Amateur Working Hunter
Select Amateur Equitation Over Fences
Select Amateur Hunter Hack
Amateur Stallions 3 year old, Aged OR Amateur Performance Stallions
Amateur Geldings 3 year old, Aged OR Amateur Performance Geldings
Amateur Mares 3 year old, Aged OR Amateur Performance Mares

Youth FENCE

Youth Working Hunter
Youth Equitation Over Fences
Youth Hunter Hack
Youth Jumping
Youth Geldings 3 year old, Aged OR Performance Geldings
Youth Mares 3 year old, Aged OR Youth Performance Mares

Amateur FENCE

Amateur Working Hunter
Amateur Equitation Over Fences
Amateur Hunter Hack
Amateur Jumping
Amateur Stallions 3 year old, Aged OR Amateur Performance Stallions
Amateur Geldings 3 year old, Aged OR Amateur Performance Geldings
Amateur Mares 3 year old, Aged OR Amateur Performance Mares

Select FENCE

Amateur Jumping
Select Amateur Working Hunter
Select Amateur Equitation Over Fences
Select Amateur Hunter Hack
Amateur Stallions 3 year old, Aged OR Amateur Performance Stallions
Amateur Geldings 3 year old, Aged OR Amateur Performance Geldings
Amateur Mares 3 year old, Aged OR Amateur Performance Mares

Green Horse

Green Working Hunter
Green Hunter Under Saddle
Green Western Pleasure
Green Western Riding
Green Trail – Jr or Sr
Open Stallions – 3 year olds, Aged, Performance
Open Mares – 3 year olds, Aged, Performance
Open Geldings – 3 year olds, Aged, Performance

Open FENCE Horse

Working Hunter – Jr or Sr
Hunter Hack – Jr or Sr

ALL LEVELED CLASSES - will offer a circuit award in EACH level. Each will count towards the respective High Point Awards as well.

JOINT CIRCUITS

* **High Point Halter Horse** - Open & Am. Stallion, Mare & Gelding, Youth Mare & Gelding

Please note – NO high points will be tabulated till the end of the shows to insure accuracy.

NO AWARDS will be mailed. All awards must be picked up by the end of the show.

All conflicts will be handled. We want you to show in as many classes as you can or want. But we cannot handle a conflict if we are not aware.

You may **NOT ADD ANY NSBA** class **AT** the gate. **ALL NSBA** entries for **ALL** classes must be made directly with the show office.

If you **ADD** to a pattern class **AFTER** the draws have been drawn, you will go **FIRST**. Please enter every class at the beginning. You can scratch with **NO** penalty.

Draws – many of the draws for the FIRST class in the morning, will be drawn and posted the night before. Please make your entries by 5 pm. If you add after the draw is drawn, you will go first. Except on the last day, where you will go last.

Jumping

Open Stallions – 3 year olds, Aged, Performance
Open Mares – 3 year olds, Aged, Performance
Open Geldings – 3 year olds, Aged, Performance

Open Junior Horse

Jr Pleasure Driving
Jr Hunter Under Saddle – Level 2 OR Level 3
Jr Working Hunter
Jr Hunter Hack
Jumping
Jr Trail – Level 2 OR Level 3
Jr Western Riding – Level 2 OR Level 3
Jr Western Pleasure – Level 2 OR Level 3
Ranch Riding
Reining
Open Stallions – 3 year olds, Aged, Performance
Open Mares – 3 year olds, Aged, Performance
Open Geldings – 3 year olds, Aged, Performance

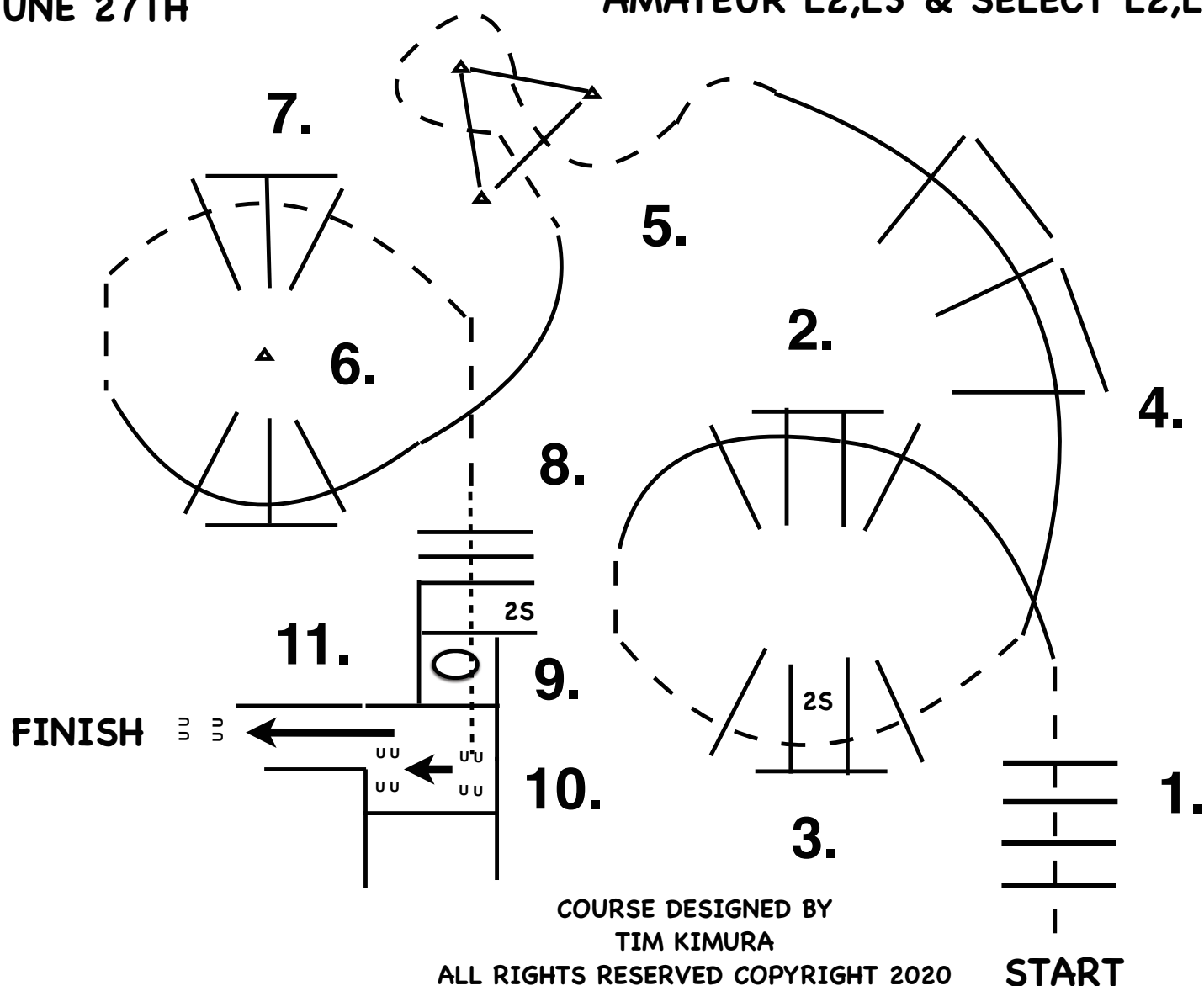
Open Senior Horse

Sr Pleasure Driving
Sr Hunter Under Saddle – Level 2 OR Level 3
Sr Working Hunter
Sr Hunter Hack
Jumping
Sr Trail – Level 2 OR Level 3
Sr Western Riding – Level 2 OR Level 3
Sr Western Pleasure – Level 2 OR Level 3
Ranch Riding
Reining
Open Stallions – Aged, Performance
Open Mares – Aged, Performance
Open Geldings – Aged, Performance

2020 STARS AND STRIPES

SATURDAY
JUNE 27TH

SENIOR HORSES L2,L3
YOUTH 14-18 L2,L3
AMATEUR L2,L3 & SELECT L2,L3

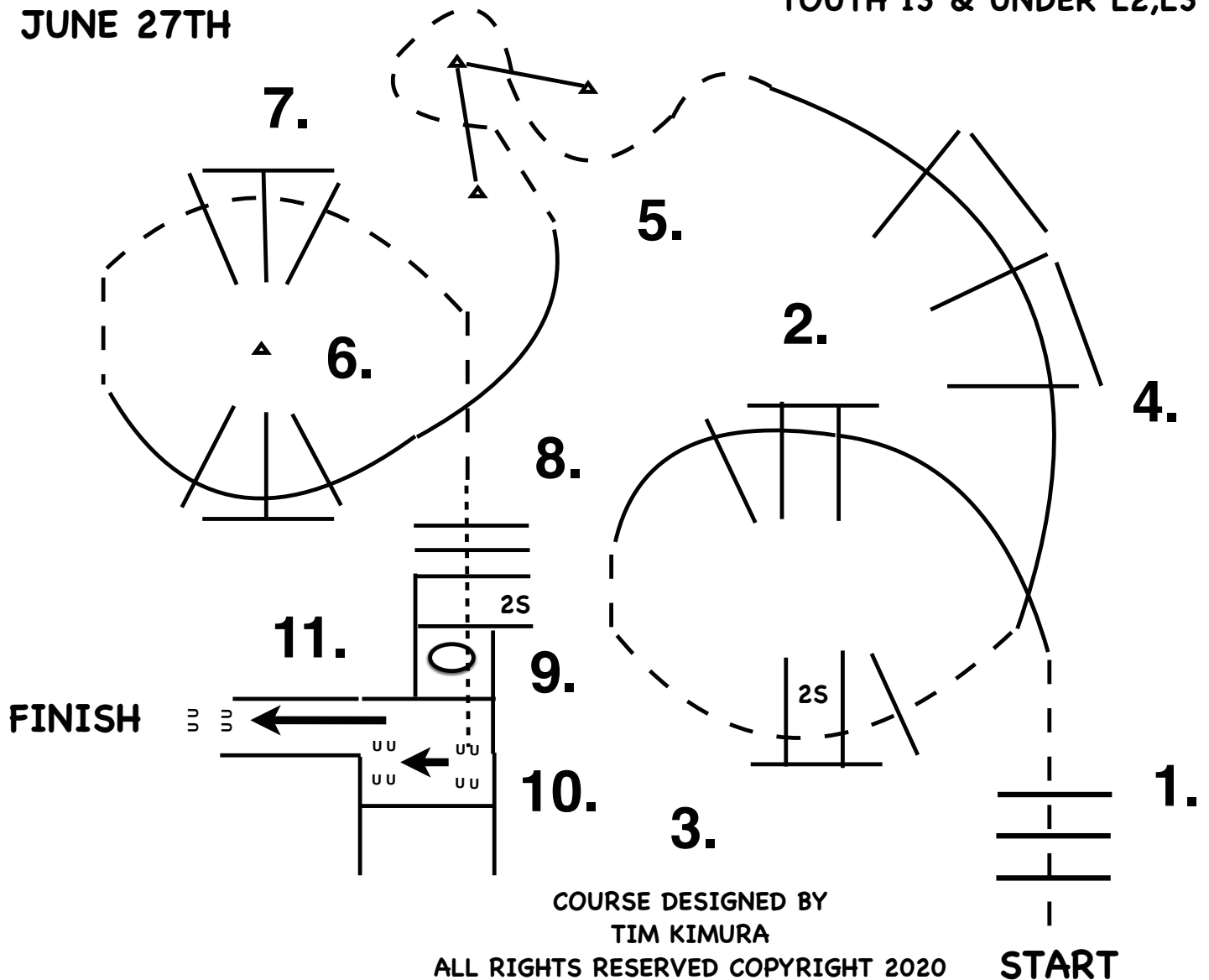


1. JOG OVER POLES.
2. LOPE OVER POLES (LEFT LEAD).
3. BREAK TO THE JOG, JOG OVER POLES.
4. LOPE OVER POLES (LEFT LEAD)
5. BREAK TO THE JOG, JOG OVER POLES, JOG AROUND CONES.
6. LOPE OVER POLES (RIGHT LEAD)
7. BREAK TO THE JOG, JOG OVER POLES.
8. STOP OR BREAK TO THE WALK, WALK OVER POLES AND WALK INTO BOX,
9. EXECUTE A 360 TURN RIGHT, WALK OUT BOX.
10. SIDE PASS RIGHT BETWEEN POLES
11. SWING FRONT LEGS TO THE LEFT, THEN BACK OUT THE GAP.

2020 STARS AND STRIPES

SATURDAY
JUNE 27TH

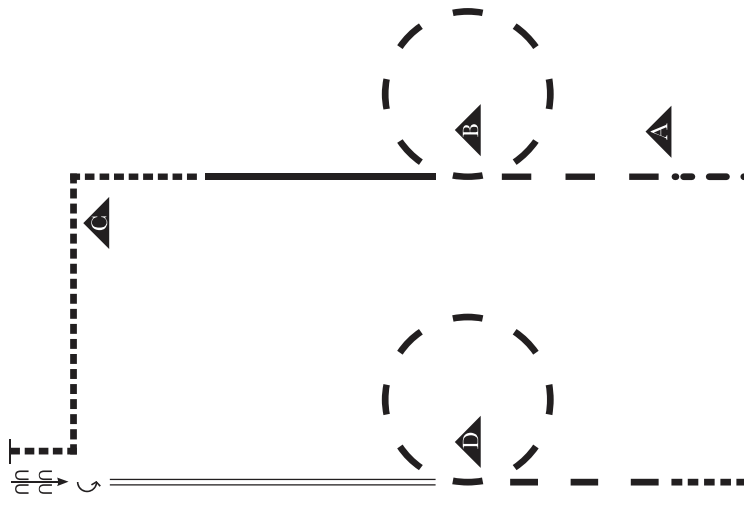
GREEN SR TRAIL
ALL JUNIOR TRAIL
L1 AMATEUR - L1 YOUTH
YOUTH 13 & UNDER L2,L3



1. JOG OVER POLES.
2. LOPE OVER POLES (LEFT LEAD).
3. BREAK TO THE JOG, JOG OVER POLES.
4. LOPE OVER POLES (LEFT LEAD)
5. BREAK TO THE JOG, JOG OVER POLES, JOG AROUND CONES.
6. LOPE OVER POLES (RIGHT LEAD)
7. BREAK TO THE JOG, JOG OVER POLES.
8. STOP OR BREAK TO THE WALK, WALK OVER POLES AND WALK INTO BOX,
9. EXECUTE A 360 TURN RIGHT, WALK OUT BOX.
10. SIDE PASS RIGHT BETWEEN POLES
11. SWING FRONT LEGS TO THE LEFT, THEN BACK OUT THE GAP.

Equitation

(Youth 13&U/Youth 14-18/Amateur/Select)



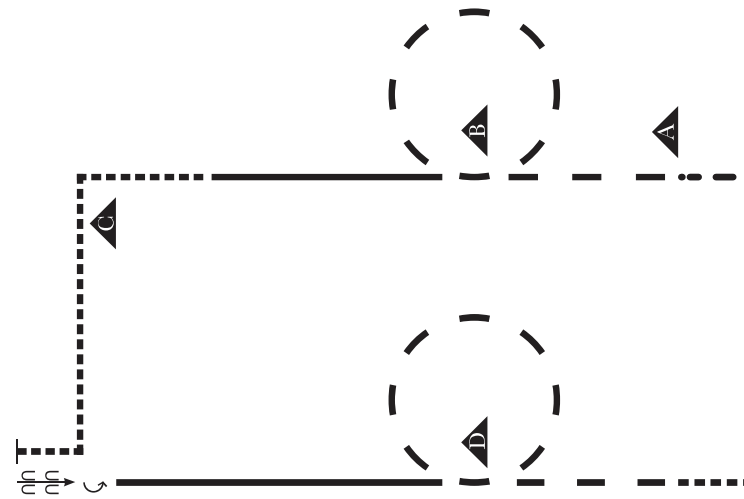
1. Walk to A.
2. At A pick up left diagonal trot and trot circle around B.
3. Canter right lead to C.
4. Approximately three horse lengths before C break to sitting trot, trot two square corners.
5. Stop and back. Complete 180 degree turn left on haunches.
6. Hand gallop left lead to D.
7. At D break to right diagonal trot and trot left circle around D.
8. When even with A, sitting trot to exit.

•	Walk
—	Sitting Trot
- - -	Trot
—	Canter
—	Hand Gallop
← — — — —	Back
▲	Cone

Pattern provided by judge Mark Russell

Equitation

(Level 1 Youth/Level 1 Amateur)



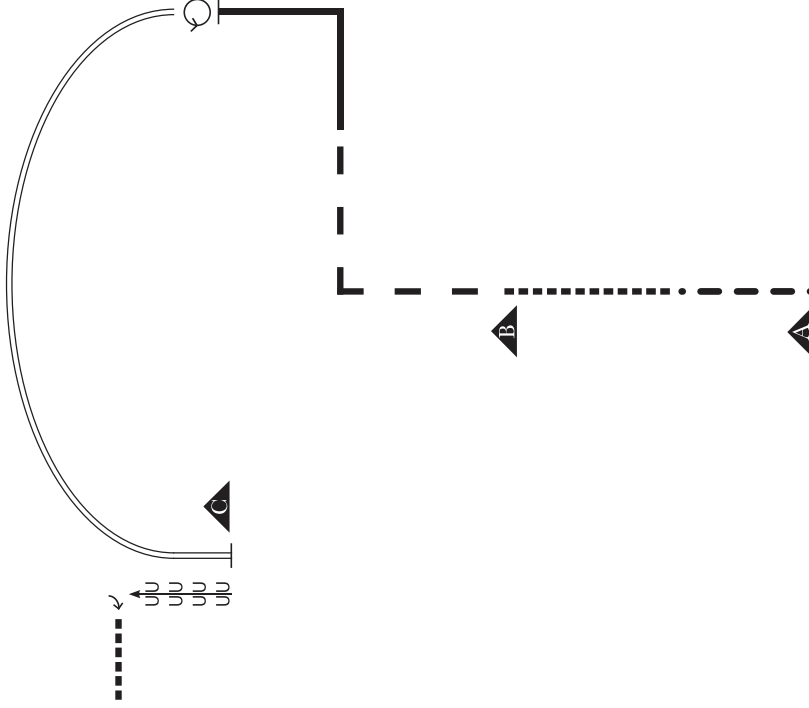
1. Walk to A.
2. At A pick up left diagonal trot and trot circle around B.
3. Canter right lead to C.
4. Approximately three horse lengths before C break to sitting trot, trot two square corners.
5. Stop and back. Complete 180 degree turn left on haunches.
6. Canter left lead to D.
7. At D break to right diagonal trot and trot left circle around D.
8. When even with A, sitting trot to exit.

•	Walk
—	Sitting Trot
- - -	Trot
—	Canter
← — — — —	Back
▲	Cone

Pattern provided by judge Mark Russell

Horsemanship

(Youth 13&U/Youth 14-18/Amateur/Select)

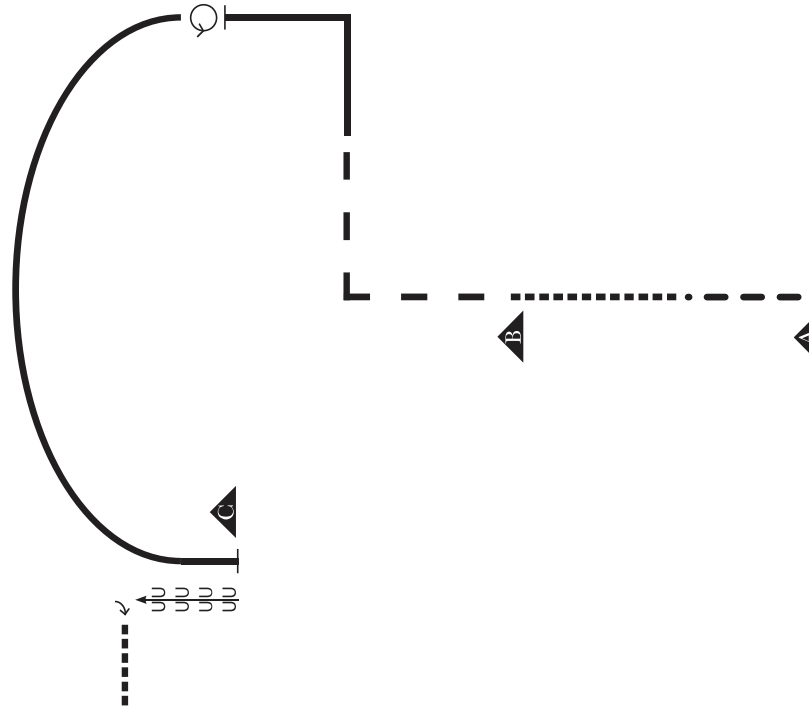


1. At cone A, walk approximately two horse lengths.
2. Pick up jog, jog to B.
3. At B extend the jog, complete square corner.
4. Pick up left lead, lope square corner.
5. Stop, complete 720 degree turn left.
6. Lope left lead with speed in half circle.
7. At cone C, stop and back two horse lengths.
8. Turn a 90 degree turn right, jog to exit.

Pattern provided by judge, Mark Russell

Horsemanship

(Level 1 Youth/Level 1 Amateur)



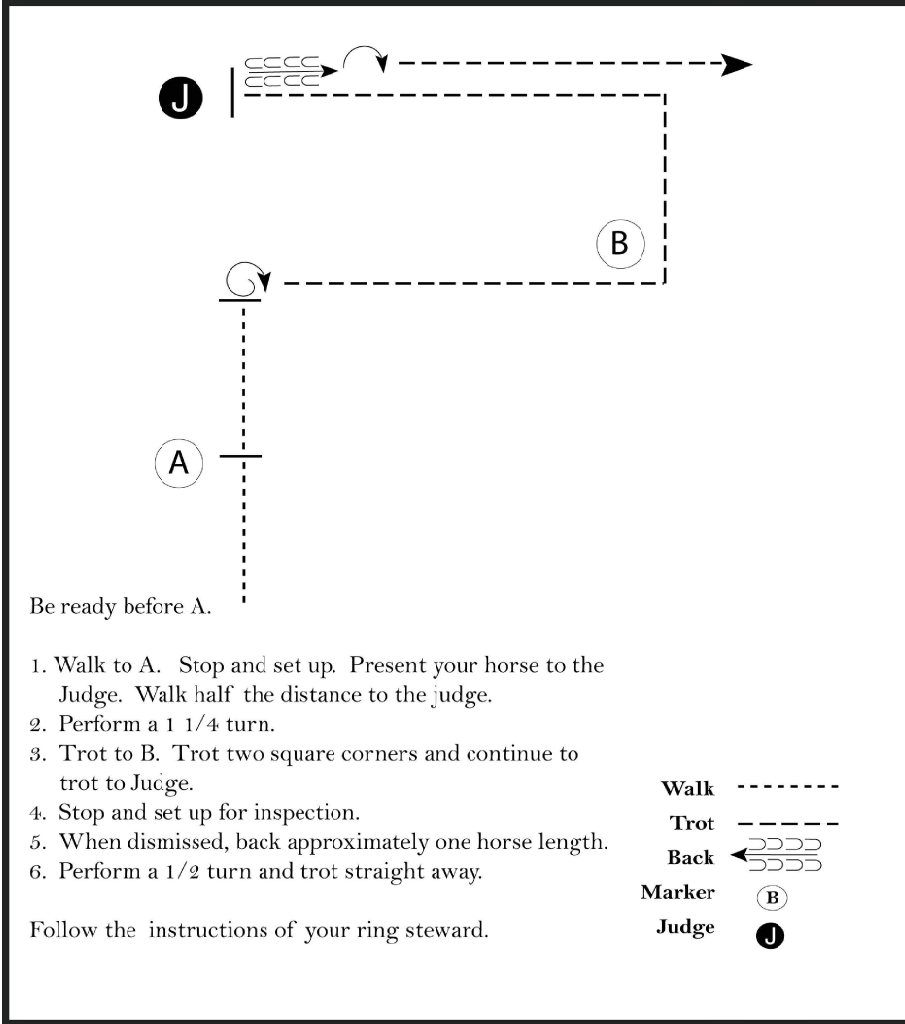
1. At cone A, walk approximately two horse lengths.
2. Pick up jog, jog to B.
3. At B extend the jog, complete square corner.
4. Pick up left lead, lope square corner.
5. Stop, complete 360 degree turn left.
6. Lope half circle on left lead.
7. At cone C, stop and back two horse lengths.
8. Turn a 90 degree turn right, jog to exit.

Pattern provided by judge, Mark Russell

Stars N Stripes

Showmanship (All Level 1)

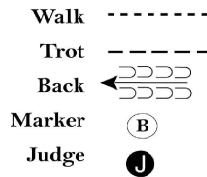
Show Date:



Be ready before A.

1. Walk to A. Stop and set up. Present your horse to the Judge. Walk half the distance to the judge.
2. Perform a 1 1/4 turn.
3. Trot to B. Trot two square corners and continue to trot to Judge.
4. Stop and set up for inspection.
5. When dismissed, back approximately one horse length.
6. Perform a 1/2 turn and trot straight away.

Follow the instructions of your ring steward.



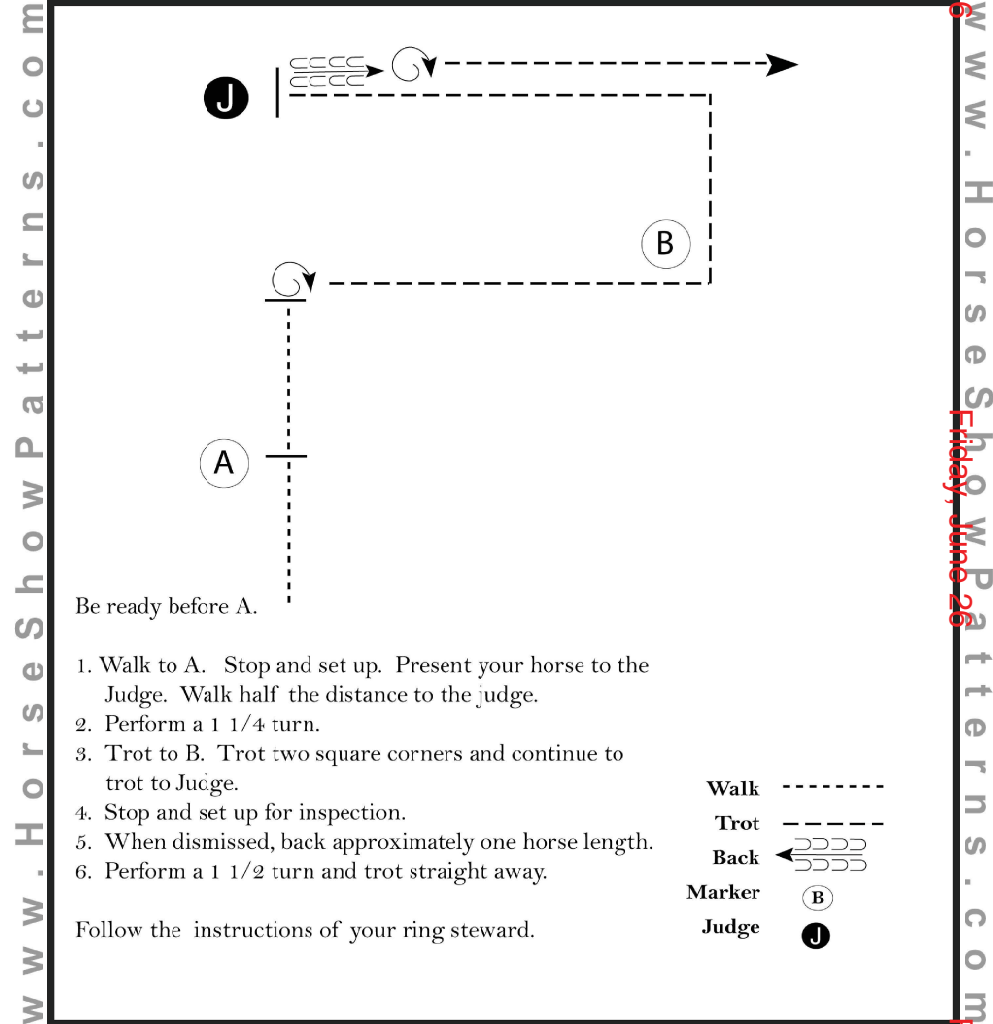
[S/2-81]

Pattern Provided by:

Stars N Stripes

Showmanship (Youth, Amateur, Select)

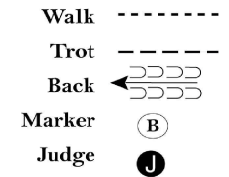
Show Date:



Be ready before A.

1. Walk to A. Stop and set up. Present your horse to the Judge. Walk half the distance to the judge.
2. Perform a 1 1/4 turn.
3. Trot to B. Trot two square corners and continue to trot to Judge.
4. Stop and set up for inspection.
5. When dismissed, back approximately one horse length.
6. Perform a 1 1/2 turn and trot straight away.

Follow the instructions of your ring steward.



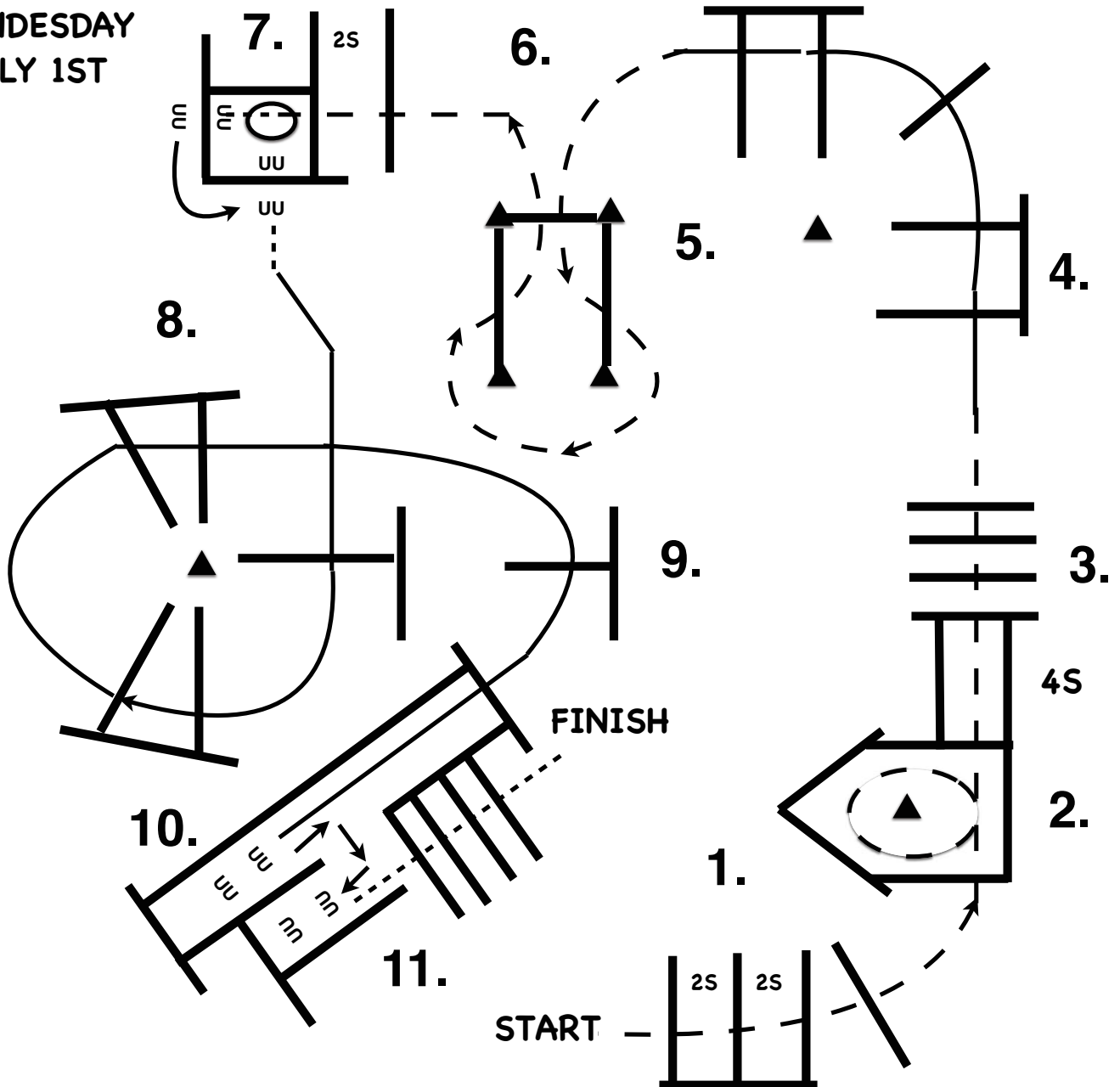
[S/3-81]

Pattern Provided by:

2020 BIG A

AMATEUR L2,L3 - SELECT L2,L3 - YOUTH 13 & UN L2,L3
YOUTH 14-18 L2,L3 - SENIOR HORSES L2,L3 - SFD L2

WENDESDAY
JULY 1ST

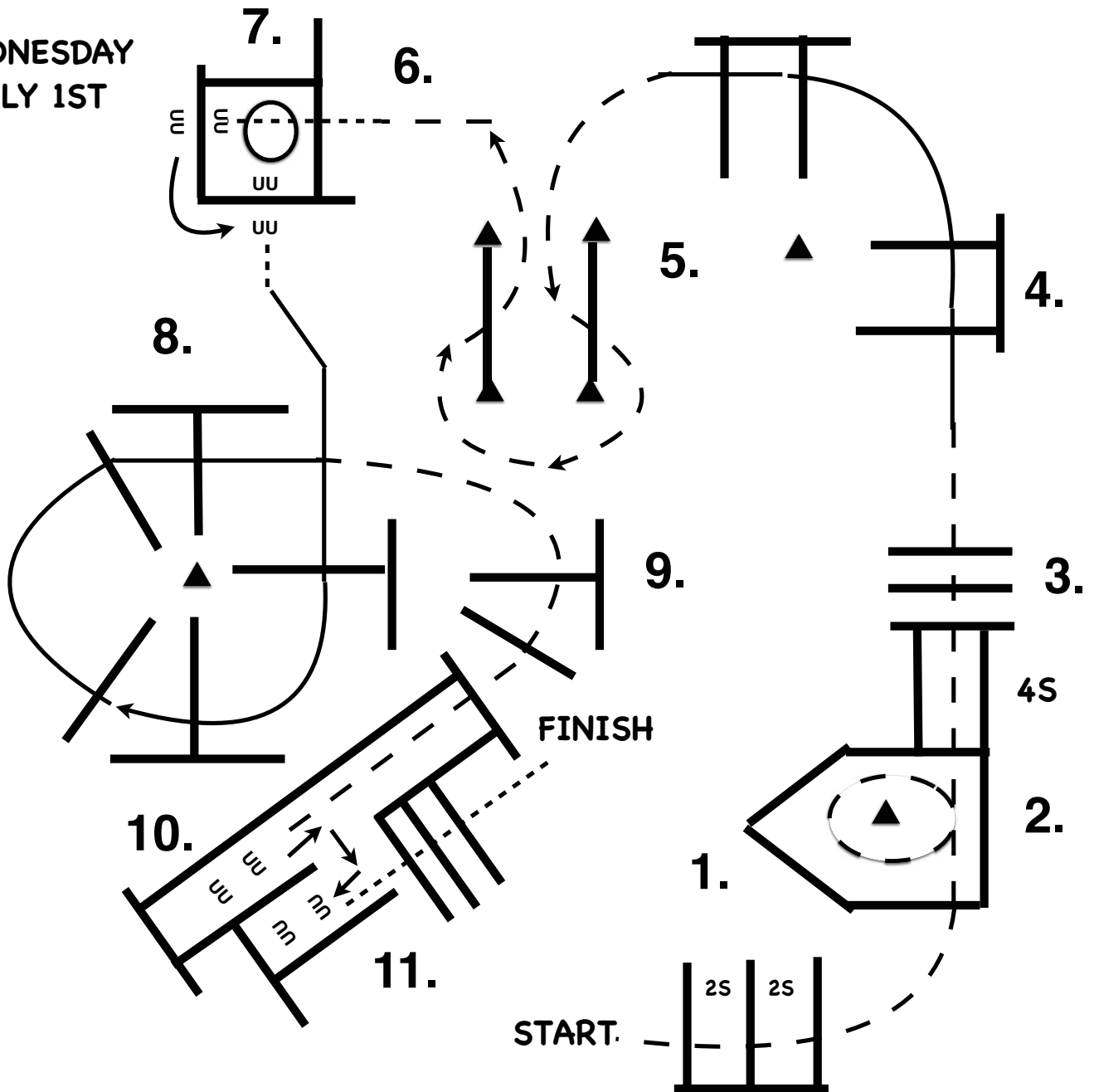


1. JOG OVER POLES.
2. JOG OVER POLE, JOG AROUND CONE TO THE LEFT, JOG OVER POLE.
3. JOG OVER POLES.
4. LOPE OVER POLES (LEFT LEAD).
5. BREAK TO THE JOG, JOG OVER POLES, JOG AROUND CONES.
6. JOG OVER POLES, STOP IN BOX EXECUTE A 360 TURN LEFT.
7. WALK OVER POLE, SIDE PASS LEFT AND AROUND CORNER, WALK OFF POLE.
8. LOPE OVER POLES (RIGHT LEAD). LOPE INTO CHUTE (RIGHT LEAD)
9. LOPE OVER POLES (RIGHT LEAD). LOPE INTO CHUTE (RIGHT LEAD)
10. STOP AT END OF CHUTE AND BACK A "U" TURN AROUND CORNER.
11. WALK OVER POLES.

2020 BIG A

\$1000 SHOW FOR DOUGH
3 YEAR OLD OPEN TRAIL

WEDNESDAY
JULY 1ST

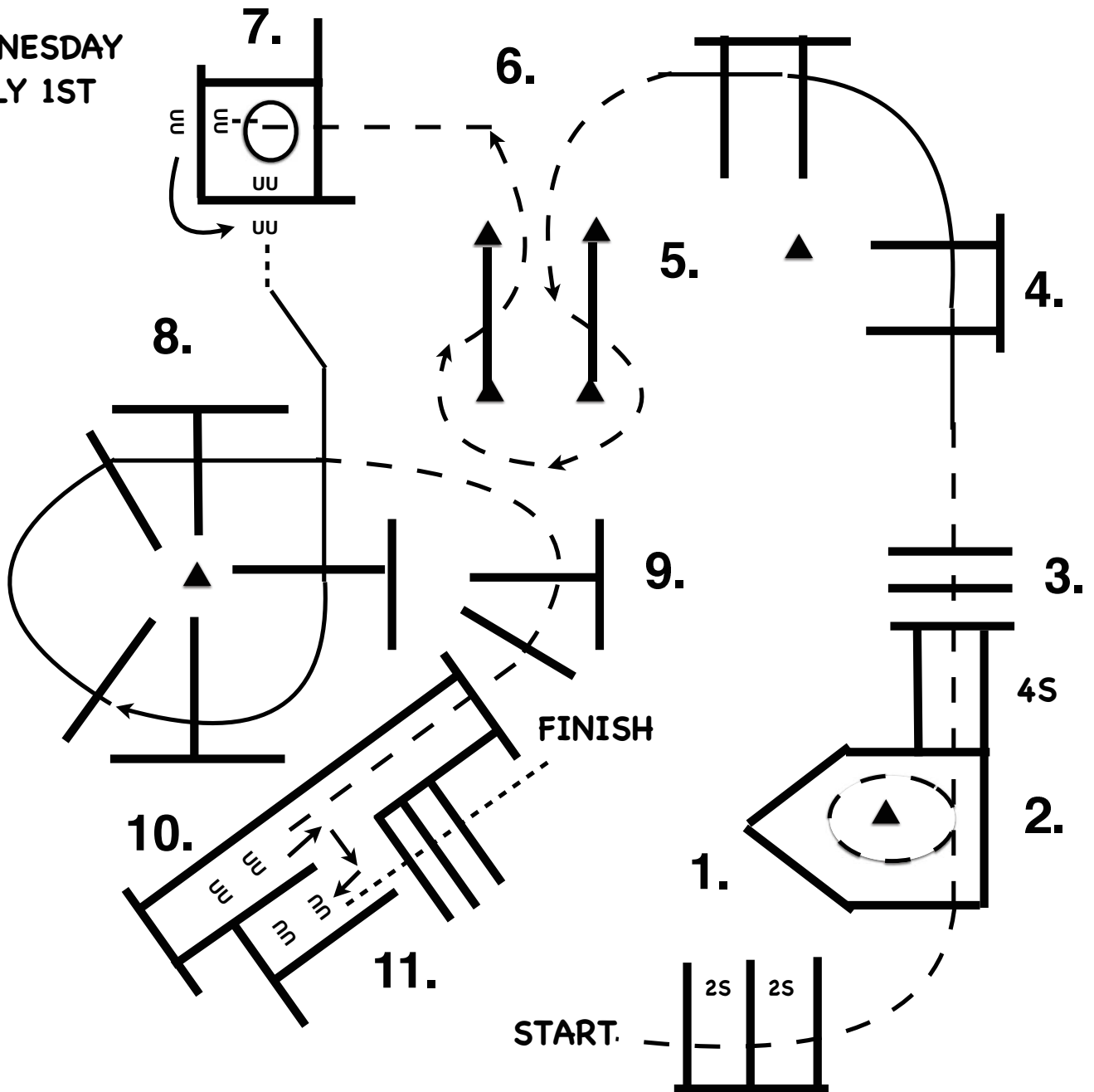


1. JOG OVER POLES.
2. JOG OVER POLES, JOG AROUND CONE TO THE LEFT, JOG OUT OVER POLE.
3. JOG OVER POLES.
4. LOPE OVER POLES (LEFT LEAD).
5. BREK TO THE JOG, JOG OVER POLES, JOG AROUND CONES.
6. STOP OR BREAK TO THE WALK, WALK INTO BOX, STOP, EXECUTE A 360 DEGREE TURN LEFT.
7. WALK OVER POLE, STOP, SIDE PASS LEFT AND AROUND CORNER, WALK OFF POLE.
8. LOPE OVER POLES (RIGHT LEAD).
9. BREAK TO THE JOG, JOG OVER POLES, JOG INTO CHUTE.
10. STOP AT END OF CHUTE AND BACK A "U" TURN AROUND CORNER.
11. WALK OVER POLES.

2020 BIG A

L1 SENIOR - L1,L2,L3 JUNIOR - SFD L2 LIMITED
L1 AMATEUR - L1 YOUTH - YOUTH 13 & UNDER L2,L3

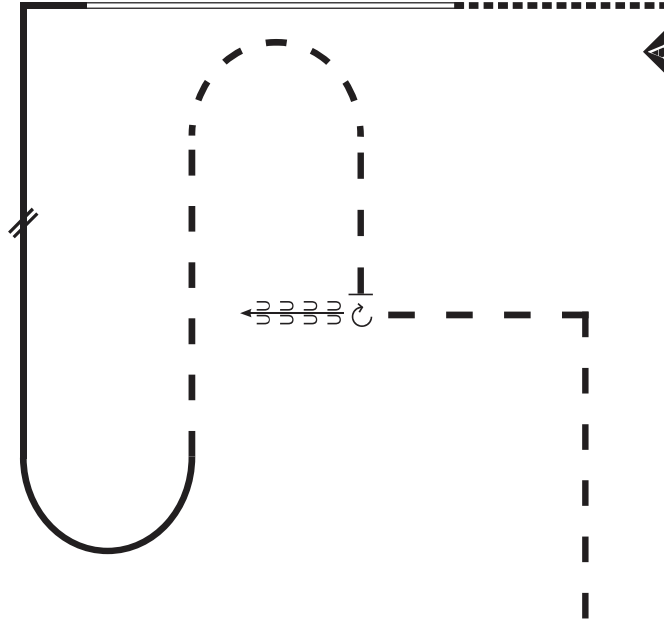
WEDNESDAY
JULY 1ST



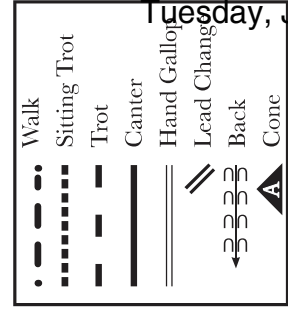
1. JOG OVER POLES.
2. JOG OVER POLES, JOG AROUND CONE TO THE LEFT, JOG OUT OVER POLE.
3. JOG OVER POLES.
4. LOPE OVER POLES (LEFT LEAD).
5. BREAK TO THE JOG, JOG OVER POLES, JOG AROUND CONES.
6. JOG OVER POLE, JOG INTO BOX, STOP, EXECUTE A 360 DEGREE TURN LEFT.
7. WALK OVER POLE, STOP, SIDE PASS LEFT AND AROUND CORNER, WALK OFF POLE.
8. LOPE OVER POLES (RIGHT LEAD).
9. BREAK TO THE JOG, JOG OVER POLES, JOG INTO CHUTE.
10. STOP AT END OF CHUTE AND BACK A "U" TURN AROUND CORNER.
11. WALK OVER POLES.

Equitation

(Youth 13&U/Youth 14-18/Amateur/Select)



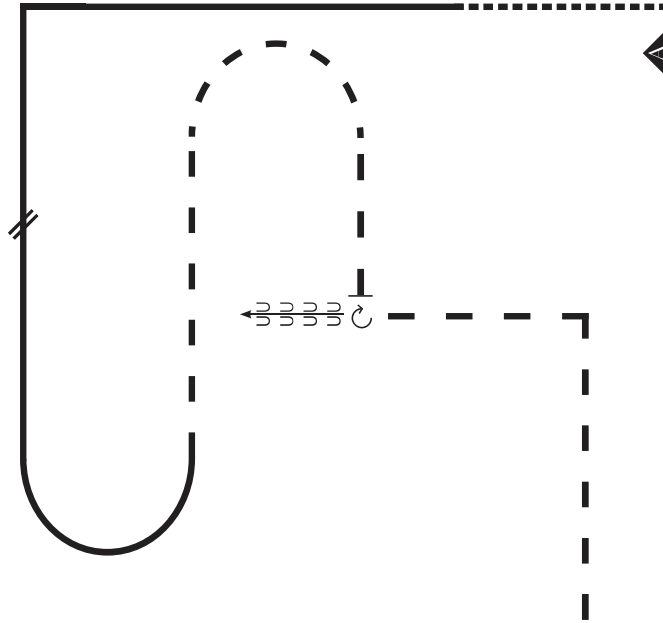
1. Sitting trot.
2. Hand gallop right lead.
3. Collect canter.
4. Change leads.
5. Canter left lead.
6. Trot left diagonal.
7. Stop, complete a 270 degree forehand pivot left and back.
8. Trot left diagonal square corner.
9. Switch diagonals, exit at trot on right diagonal.



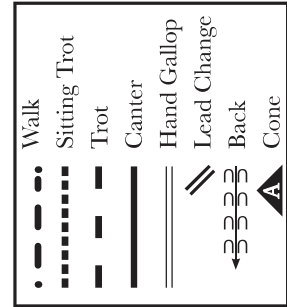
www.equestriandesign.com

Equitation

(Level 1 Youth/Level 1 Amateur)



1. Sitting trot.
2. Canter right lead.
3. Change leads.
4. Canter left lead
5. Trot left diagonal.
6. Stop, complete a 270 degree forehand pivot left and back.
7. Trot left diagonal square corner.
8. Switch diagonals, exit at trot on right diagonal.



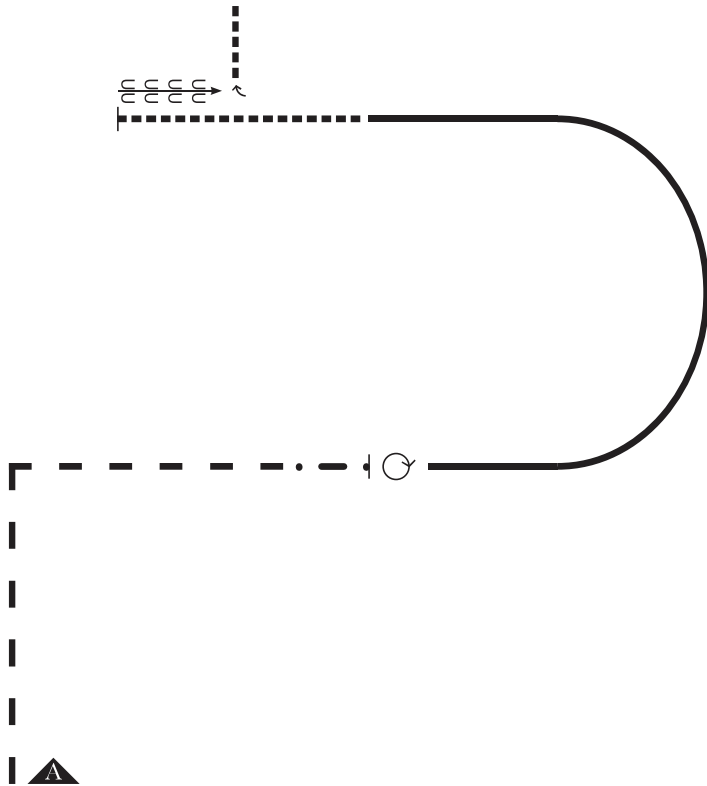
www.equestriandesign.com

Thursday, July 2

Horsemanship

(Level 1 Youth/Level 1 Amateur)

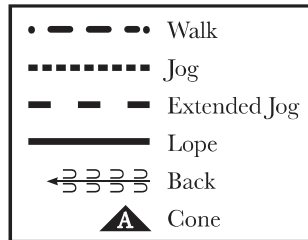
Thursday, July 2



1. Extended jog square corner.
2. Break to the walk, walk for one horse length.
3. Stop, complete a 360 degree turn to the right.
4. Pick up left lead and lope arc.
5. Break to the jog.
6. Stop and back.
7. Complete a 90 degree turn to the right.

Exit at jog.
Thursday, July 2

Thursday, July 2
www.equestriandesign.com



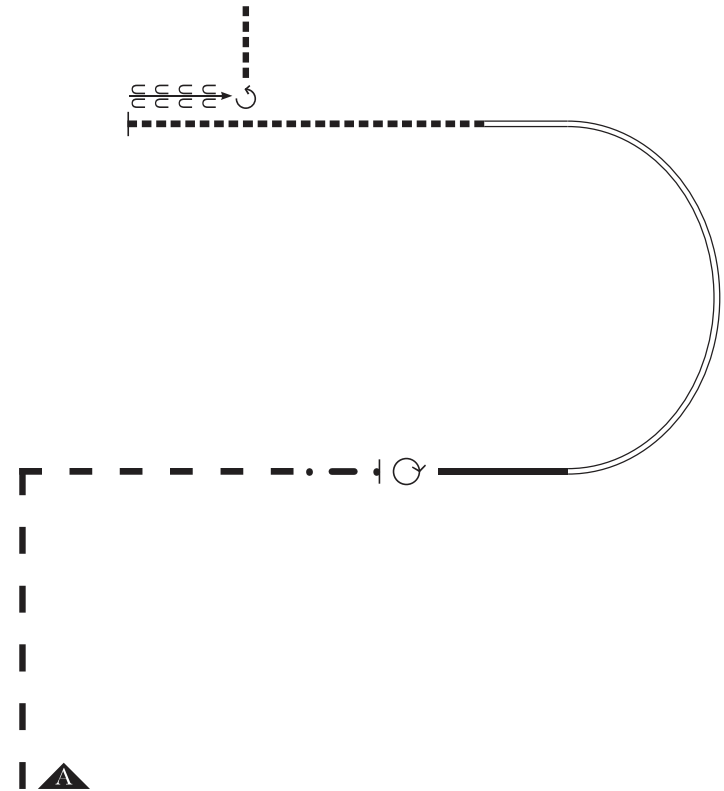
Thursday, July 2

Thursday, July 2

Horsemanship

(Youth 13&U/Youth 14-18/Amateur/Select)

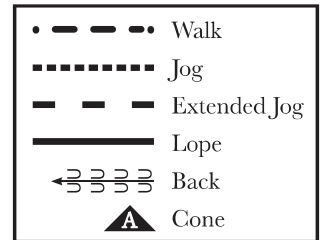
Thursday, July 2



1. Extended jog square corner.
2. Break to the walk, walk for one horse length.
3. Stop, complete a 360 degree turn to the right.
4. Pick up left lead.
5. Lope left lead arc with speed.
6. Break to the jog.
7. Stop and back.
8. Complete a 270 degree turn to the left.

Exit at jog.
Thursday, July 2

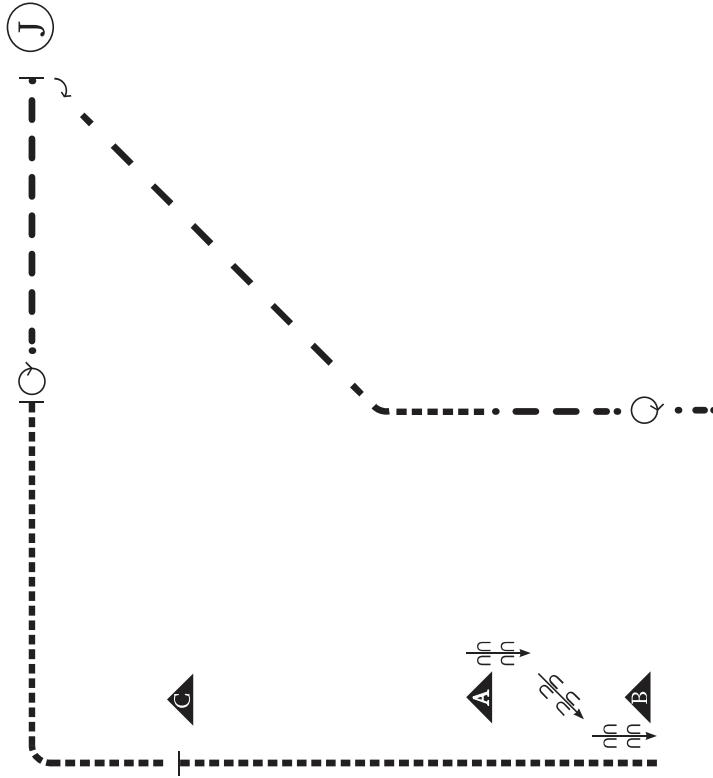
Thursday, July 2
www.equestriandesign.com



Thursday, July 2

Showmanship

(YA 13+ & 14-18/Amateur/Select)



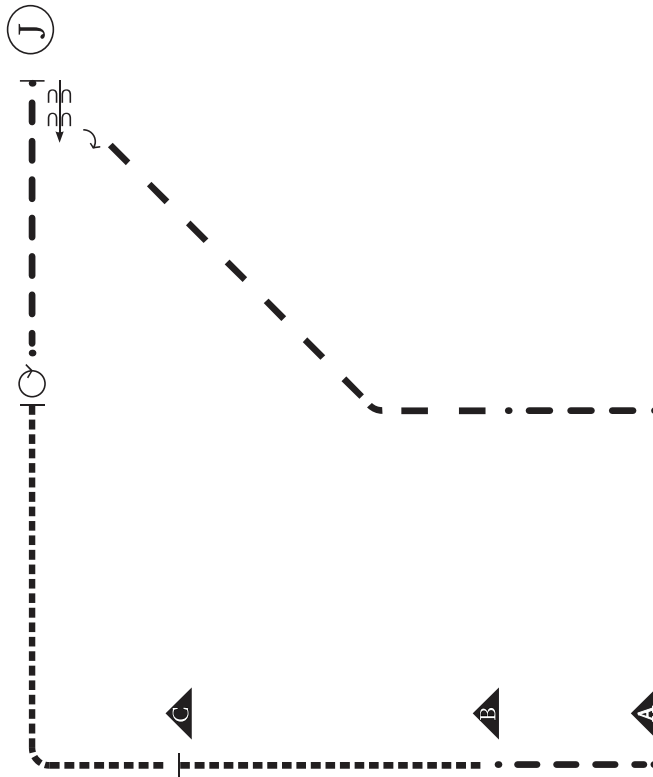
Begin at A

1. Back between A and B
2. Trot to C and stop, hesitate
3. Trot corner and halfway to judge, stop
4. 360 degree turn, walk to judge and stop
5. Set up
6. Inspection
7. When excused, perform an approximate 135 degree turn, extended trot through corner
8. Collect to the trot to A
9. Walk to B, 360 degree turn and walk away

Pattern provided by judge Daran Wright

Showmanship

(Level 1 Youth/Level 1 Amateur)



Begin at A

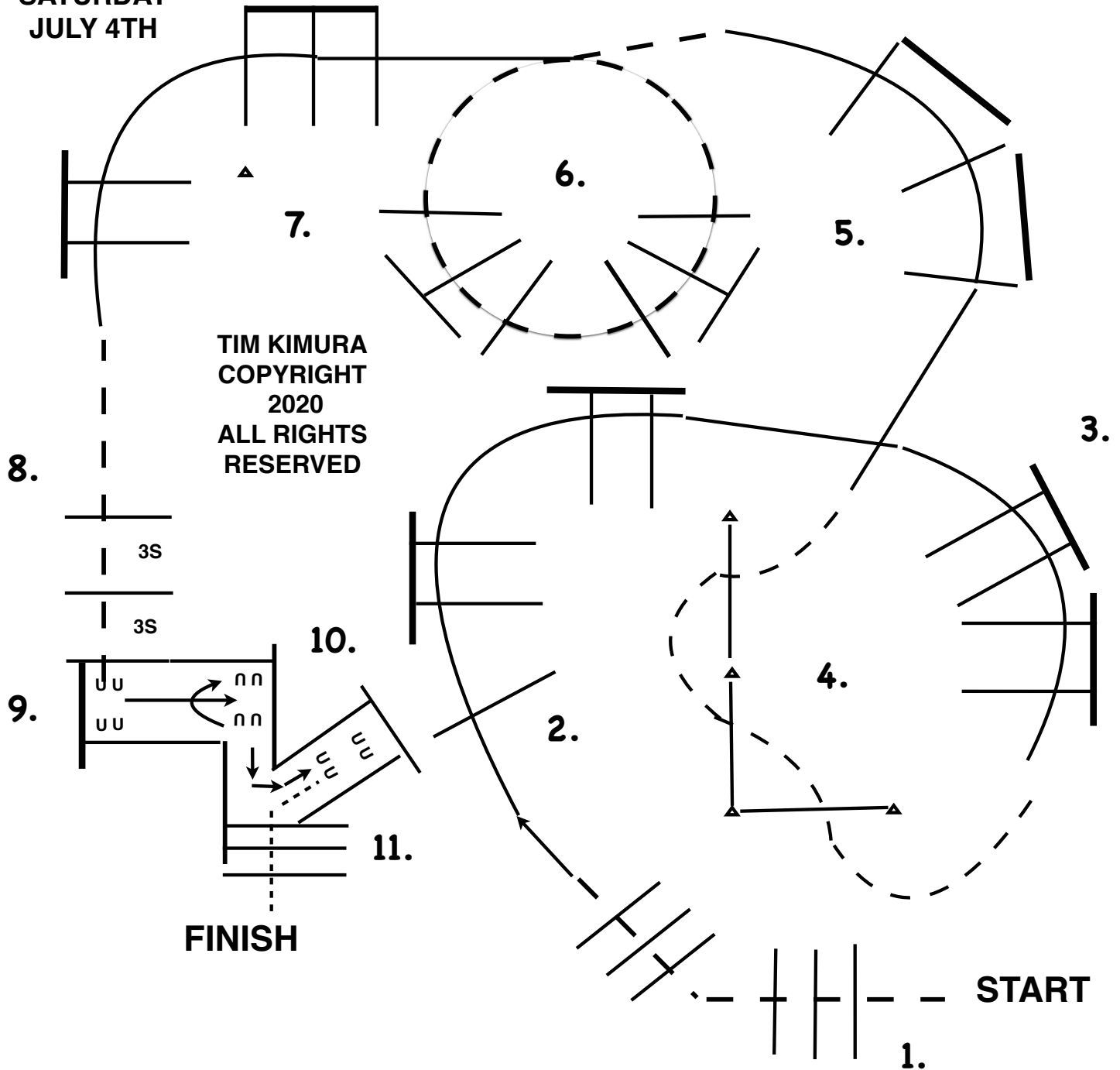
1. Walk A to B
2. Trot to C and stop, hesitate
3. Trot corner and halfway to judge, stop
4. 360 degree turn, walk to judge and stop
5. Set up
6. Inspection
7. When excused, back one horse length and perform an approximate 135 degree turn
8. Extended trot through corner, collect to the trot to B
9. Walk to A and stop

Pattern provided by judge Daran Wright

2020 BIG A

AMATEUR L2,L3 - SELECT L2,L3
YOUTH 14-18 L2,L3 - SENIOR HORSES L2,L3
SHOW FOR DOUGH 4-5 YEAR OLD OPEN TRAIL

SATURDAY
JULY 4TH

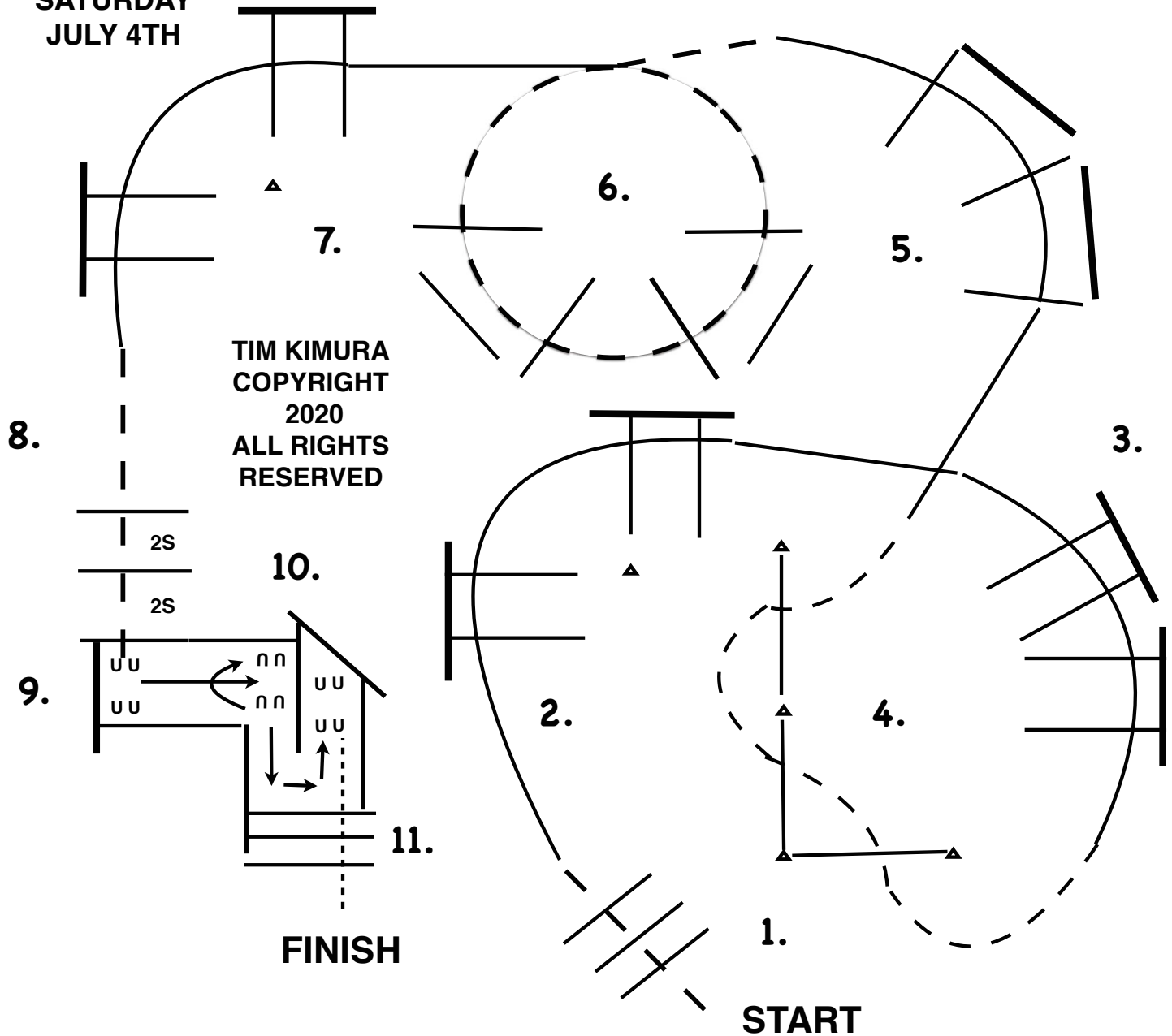


1. JOG OVER POLES
2. LOPE OVER POLES (RIGHT LEAD)
3. LOPE OVER POLES (RIGHT LEAD)
4. BREAK TO THE JOG, JOG THROUGH SERPENTINE, JOG OVER POLES
5. LOPE OVER POLES (LEFT LEAD)
6. BREAK TO THE JOG, JOG OVER POLES
7. LOPE OVER POLES (LEFT LEAD)
8. BREAK TO THE JOG, JOG OVER POLES, STOP IN GAP.
9. SIDE PASS RIGHT LEFT BETWEEN THE POLES, 1/2 TURN RIGHT
10. BACK BETWEEN POLES
11. WALK OUT CHUTE, WALK OVER POLES.

2020 BIG A

L1 SENIOR - L1,L2,L3 JUNIOR
L1 AMATEUR - L1 YOUTH
YOUTH 13 & UNDER L2,L3

SATURDAY
JULY 4TH



1. JOG OVER POLES
2. LOPE OVER POLES (RIGHT LEAD)
3. LOPE OVER POLES (RIGHT LEAD)
4. BREAK TO THE JOG, JOG THROUGH SERPENTINE, JOG OVER POLES
5. LOPE OVER POLES (LEFT LEAD)
6. BREAK TO THE JOG, JOG OVER POLES
7. LOPE OVER POLES (LEFT LEAD)
8. BREAK TO THE JOG, JOG OVER POLES, STOP IN GAP.
9. SIDE PASS RIGHT LEFT BETWEEN THE POLES, 1/2 TURN RIGHT
10. BACK BETWEEN POLES
11. WALK OUT CHUTE, WALK OVER POLES.

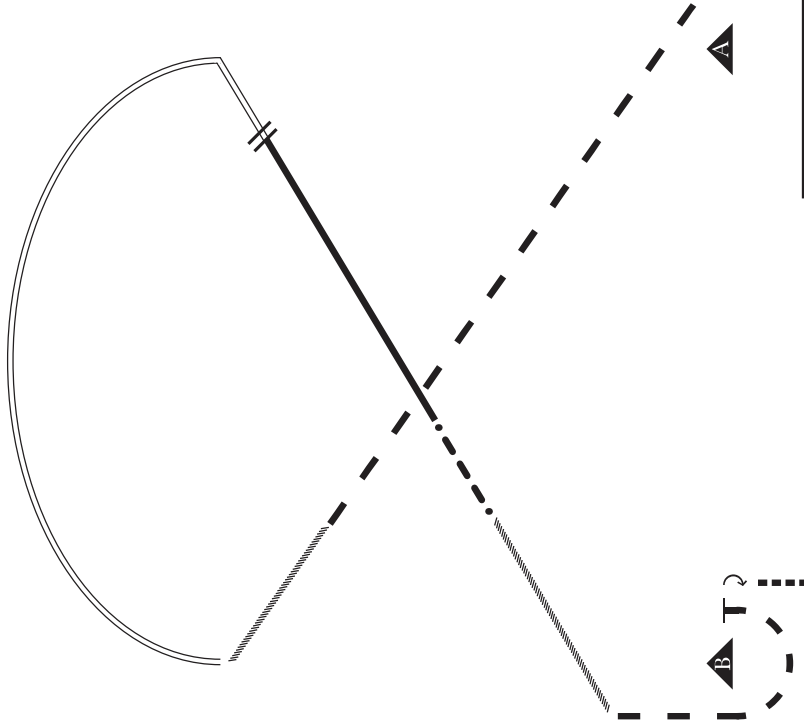
Friday, July 3

Friday, July 3

Friday, July 3

Equitation

(Youth 13&U/Youth 14-18/Amateur/Select)



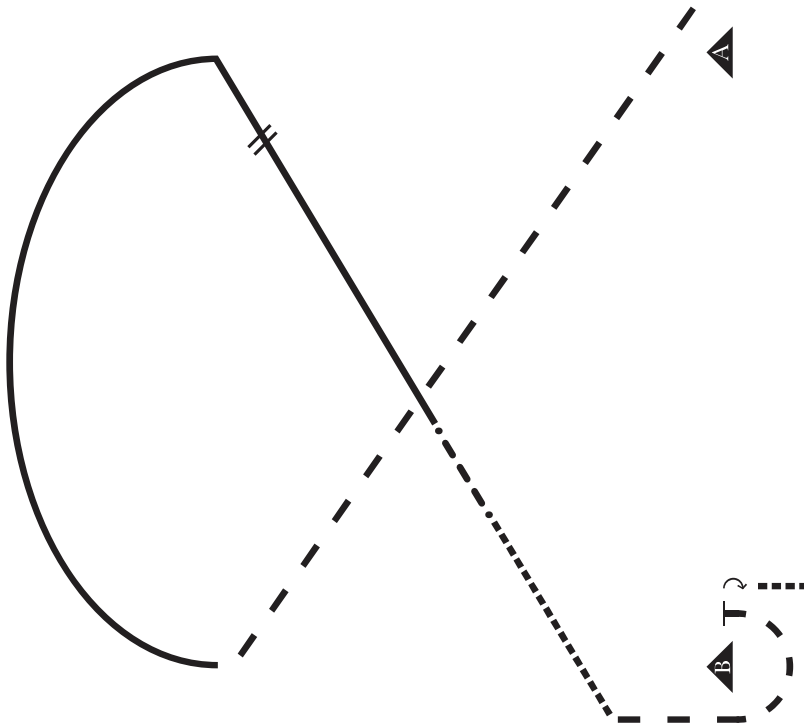
•••••	Walk
-----	Sitting Trot
- - - - -	Trot
////	Leg Yield
	Canter
	Hand Gallop
	Lead Change
←←←←←	Back
▲	Cone

1. Trot left diagonal halfway, switch to right diagonal, leg yield.
2. Hand gallop right lead.
3. Change leads, collect canter and continue canter left lead.
4. Break to walk for two horse lengths.
5. Leg yield at the trot.
6. Posting trot right diagonal around end cone.
7. Perform a 180 degree forehand turn right.
8. Exit at sitting trot.

Pattern provided by judge, Jamie Davy

Equitation

(Level 1 Youth/Level 1 Amateur)



•••••	Walk
-----	Sitting Trot
- - - - -	Trot
	Canter
	Lead Change
←←←←←	Back
▲	Cone

1. Trot left diagonal halfway down line. Switch to right diagonal.
2. Canter right lead.
3. Simple lead change, continue canter left lead.
4. Break to walk for two horse lengths.
5. Sitting trot.
6. Posting trot right diagonal around end cone.
7. Perform a 180 degree forehand turn right.
8. Exit at sitting trot.

Pattern provided by judge, Jamie Davy

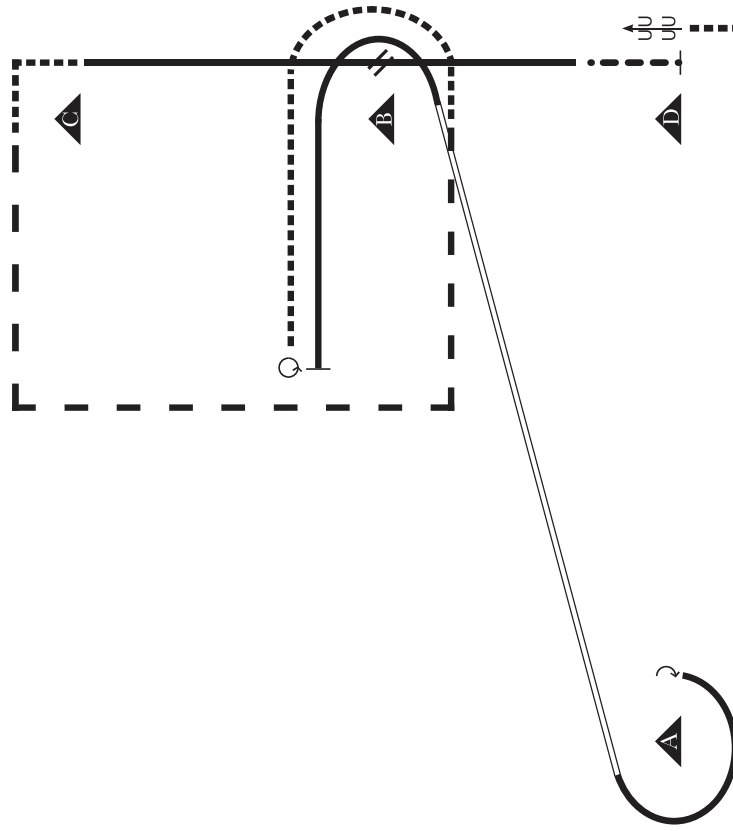
Friday, July 3

Friday, July 3

Friday, July 3

Horsemanship

(Youth 13&U/Youth 14-18/Amateur/Select)



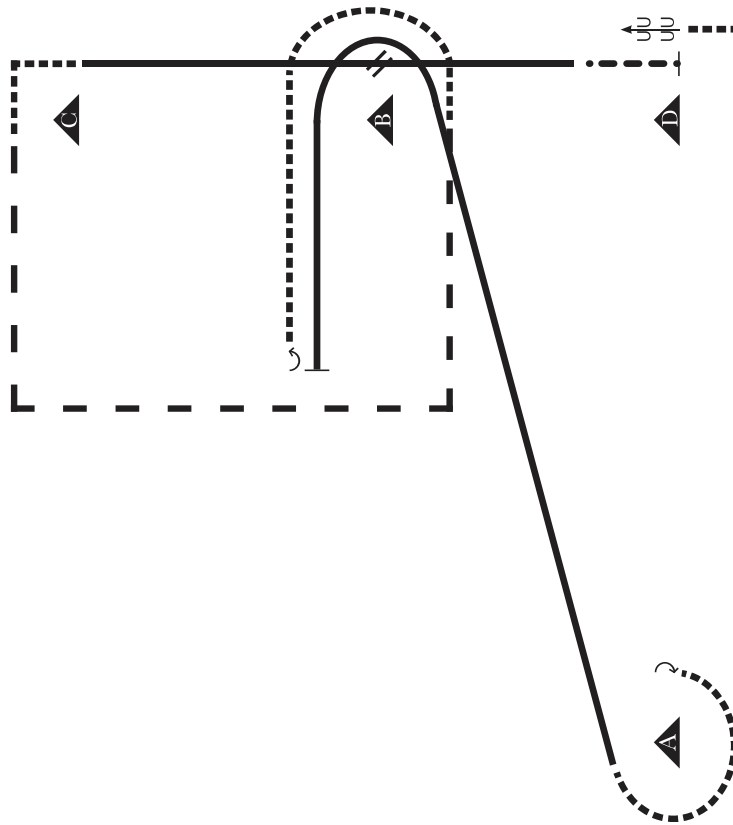
●	Walk
⋯	Jog
---	Extended Jog
---	Lope
---	Extended Lope
≡	Lead Change
←	Back
▲	Cone

1. Start at A. 180 degree turn right, lope right lead around A.
2. At A lope right lead with speed to B, collect lope around B.
3. Stop. 540 degree turn left. Jog hook around B to the right.
4. At B extend the jog two right square corners. Collect to the jog before C.
5. Lope right lead at C.
6. Change leads at B, continue left lead lope.
7. Break to the walk for two horse lengths.
8. At D stop and back. Exit at the jog.

Pattern provided by judge Jamie Dowdy

Horsemanship

(Level 1 Youth/Level 1 Amateur)



●	Walk
⋯	Jog
---	Extended Jog
---	Lope
≡	Lead Change
←	Back
▲	Cone

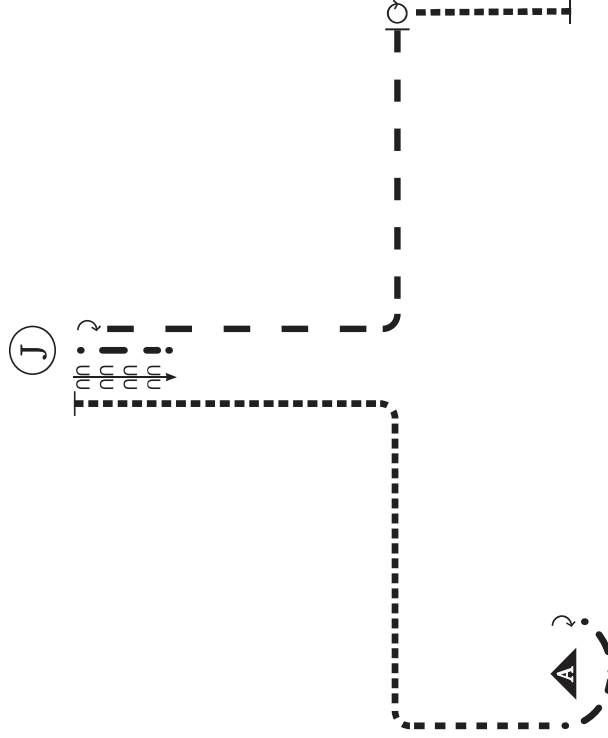
1. Start at A. 180 degree turn right, jog around A.
2. Lope left lead from A to and around B.
3. Stop, 180 degree turn left. Jog hook around B to the right.
4. At B extend the jog two right square corners. Collect to the jog before C.
5. Lope right lead at C.
6. Simple lead change at B, continue left lead lope.
7. Break to the walk for two horse lengths.
8. At D stop and back. Exit at the jog.

Pattern provided by judge Jamie Dowdy

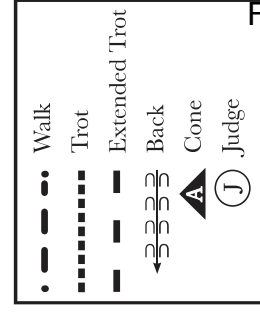
Friday, June 3

Showmanship

(YA 13+ & 14-18/AM/AM Select)



1. Perform a 180 degree turn then walk around A.
2. Trot corners as shown.
3. Trot to judge and stop.
4. Back two horse lengths, walk to judge.
5. Set up.
6. Inspection.
7. When excused, 180 degree turn, extended trot through corner.
8. Stop and perform a 450 degree turn.
9. Trot until even with A, stop. Pattern is complete.



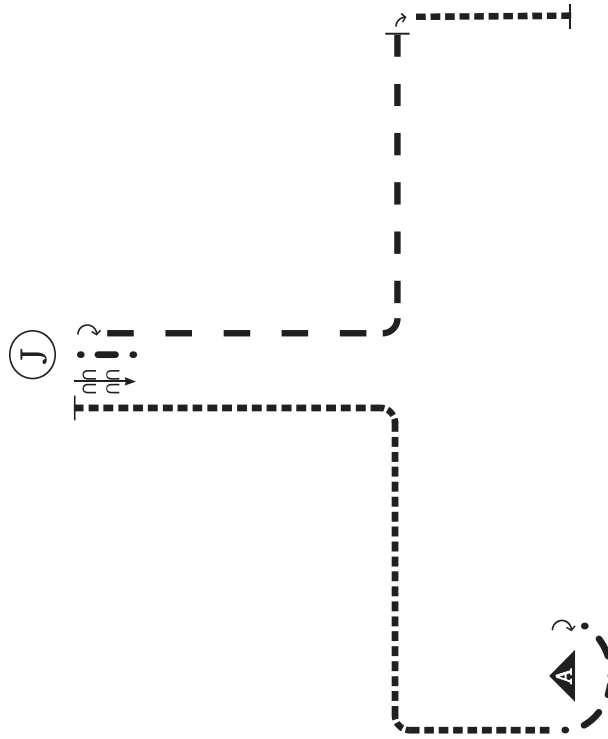
Friday, June 3

Pattern provided by judge Daren Wright

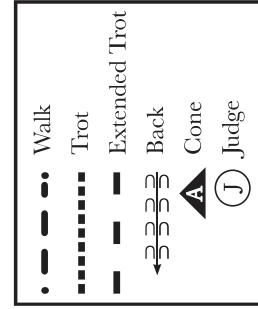
Friday, June 3

Showmanship

(Level 1 Youth/Level 1 Amateur)



1. Perform a 180 degree turn then walk around A.
2. Trot corners as shown.
3. Trot to judge and stop.
4. Back one horse length, walk to judge.
5. Set up.
6. Inspection.
7. When excused, 180 degree turn, extended trot through corner.
8. Stop and perform a 90 degree turn.
9. Trot until even with A, stop. Pattern is complete.



Friday, June 3

Pattern provided by judge Daren Wright