

Wed. July 8 - Sunday, July 12, 2020
AQHA & TQHA Approved
5 full shows + SE show
Part of the TQHA Saddle Series!

ATHENS
Summer Jubilee
Quarter Horse Show
HENDERSON COUNTY HORSE COMMITTEE



Walk/Jog

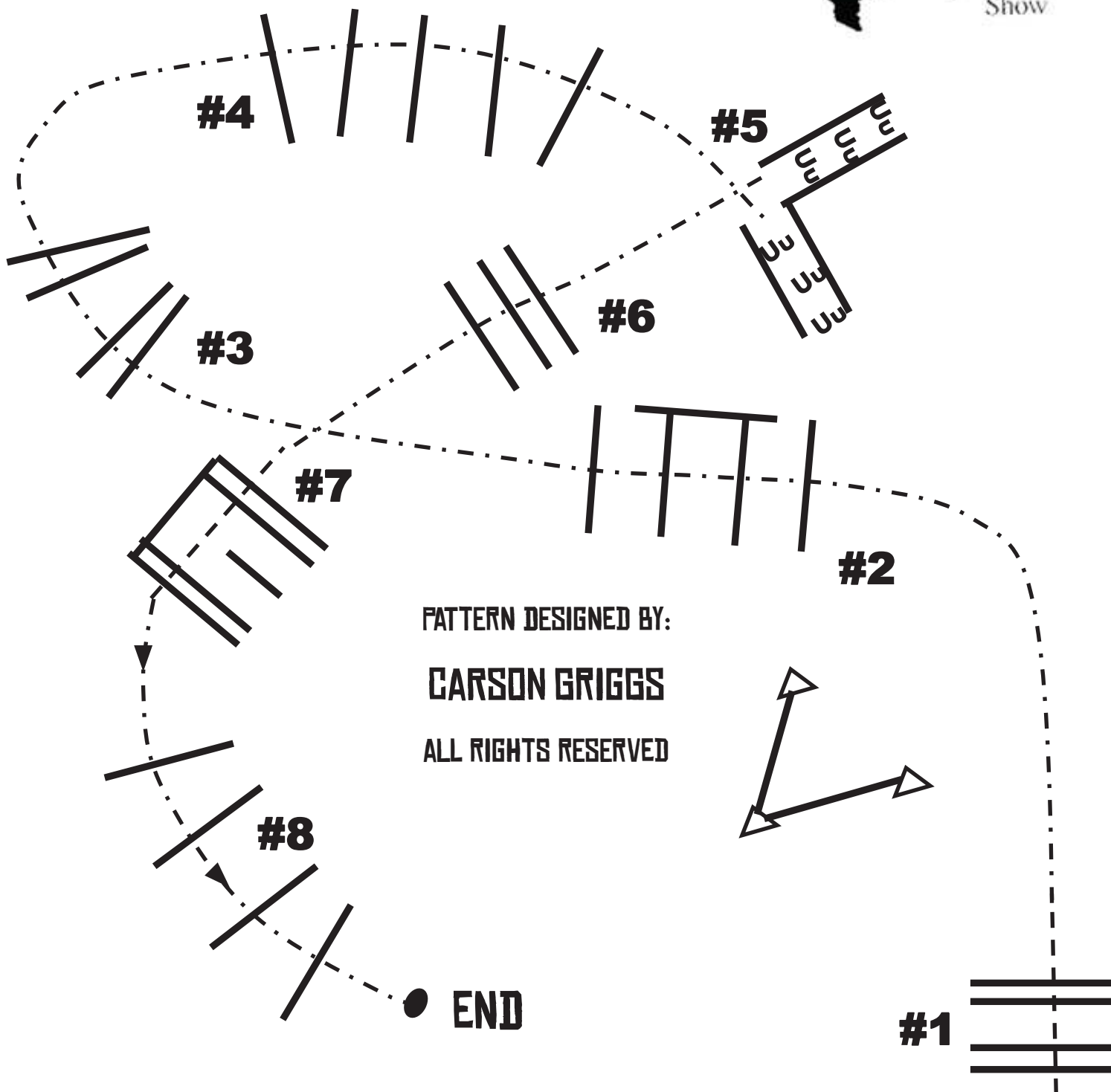
Pattern Book



*High Point Sponsorship opportunities are available.
Your support is greatly appreciated.
See a member of show management.*

ALL WALK TROT TRAIL

Wednesday,
July 8th



1. WALK OVER POLES
2. TROT OVER LOGS
3. CONTINUE TROT OVER FAN POLES
4. KEEP ON TROTTING 2ND SET OF FAN POLES
5. TROT INTO CHUTE, BACK L
6. TROT 3 PARALLEL LOGS
7. WALK THRU BOX
8. TROT FAN TO FINISH

2020 Athens Summer Jubilee

Walk Trot Equitation (Round 1)

Show Date:

Be ready before A.

1. Walk to A. Left diagonal trot halfway to B.
2. Halt for 3 seconds. Right diagonal to and around B to center line.
3. Walk 3-4 strides.
4. Trot on left diagonal in half circle to A
5. Sitting trot around corner and halfway down line.
6. Halt and back approximately one horse length. Sitting trot to exit.

Walk	-----
Trot	- - - - -
Extended Trot	-----
Canter	=====
Leg Yield	
Lead Change	///
Back	←←←←←
Marker	Ⓚ
Sicepass	←←←←←
Hand Gallop	-----

Pattern Provided by:

[HSE/WT-83]

2020 Athens Summer Jubilee

Walk Jog Horsemanship (Round 1)

Show Date:

Be ready at A.

1. Jog from A to B.
2. Extend the jog in a half circle.
3. Continue the extended jog on a straight line until even with A.
4. Jog a half circle then a straight line to B.
5. Stop, back one horse length and perform a 90 degree turn to the right.
6. Pattern is complete. Exit at the walk.

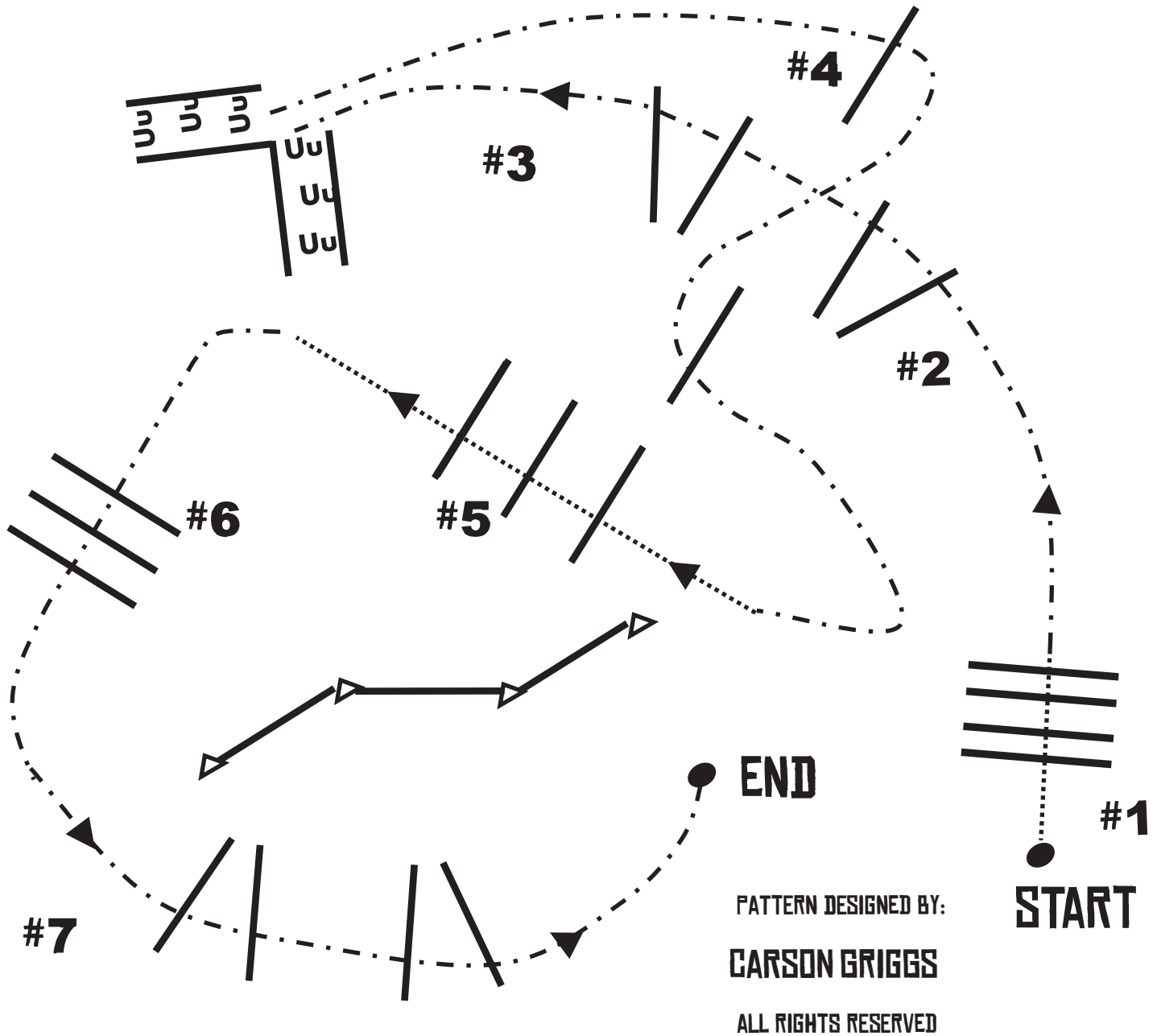
Walk	-----
Jog	- - - - -
Extended Jog	-----
Lope	=====
Lead Change	///
Back	←←←←←
Marker	Ⓚ

Pattern Provided by:

[WH/WT-109]

ALL WALK TROT TRAIL

Thursday,
July 9th



1. WALK OVER POLES

2. JOG OVER POLES INTO CHUTE

3. BACK L

4. TROT SERPENTINE

5. WALK OVER 3 POLES

6. TROT OVER 3 POLES

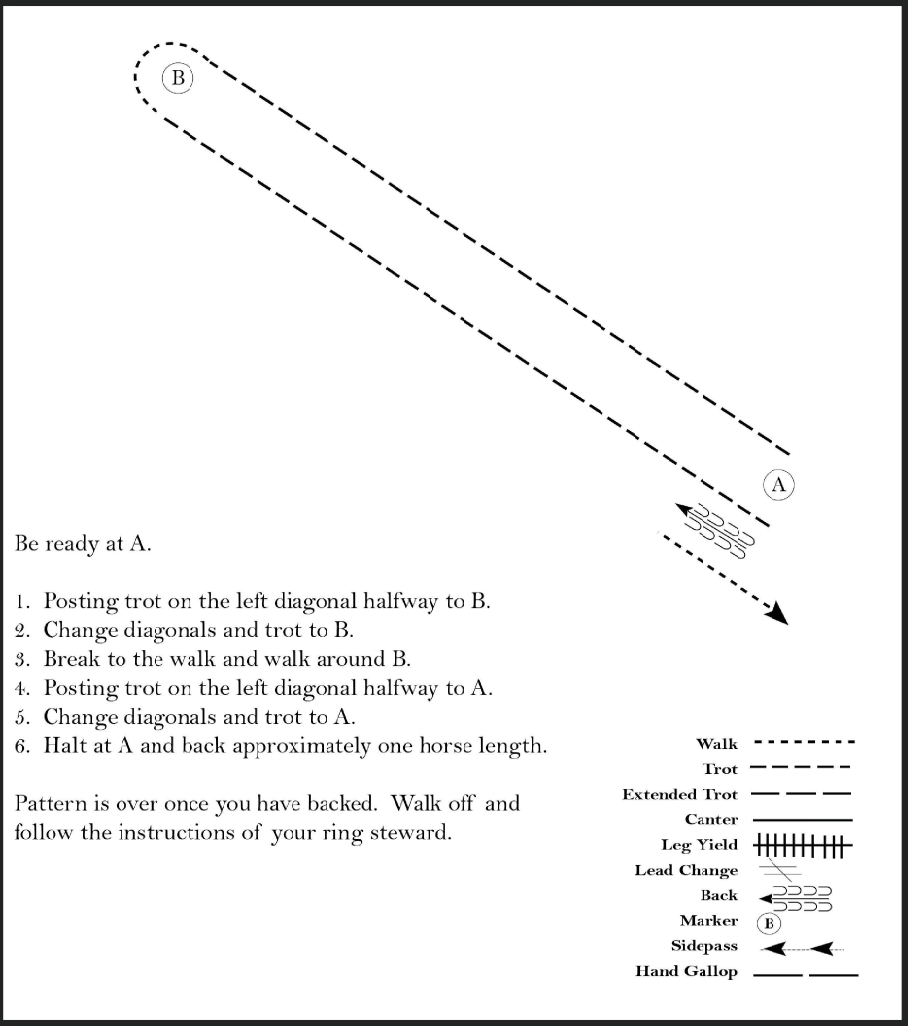
7. TROT FAN POLES TO FINISH

2020 Athens Summer Jubilee

Walk Trot Equitation (Round 2)

Show Date:

www.HorseShowPatterns.com



Be ready at A.

1. Posting trot on the left diagonal halfway to B.
2. Change diagonals and trot to B.
3. Break to the walk and walk around B.
4. Posting trot on the left diagonal halfway to A.
5. Change diagonals and trot to A.
6. Halt at A and back approximately one horse length.

Pattern is over once you have backed. Walk off and follow the instructions of your ring steward.

Walk -----
 Trot - - - - -
 Extended Trot - - - - -
 Canter _____
 Leg Yield |||||
 Lead Change / / / / /
 Back ← ← ← ← ←
 Marker (B)
 Sidepass ← ← ← ← ←
 Hand Gallop _____

www.HorseShowPatterns.com

Pattern Provided by:

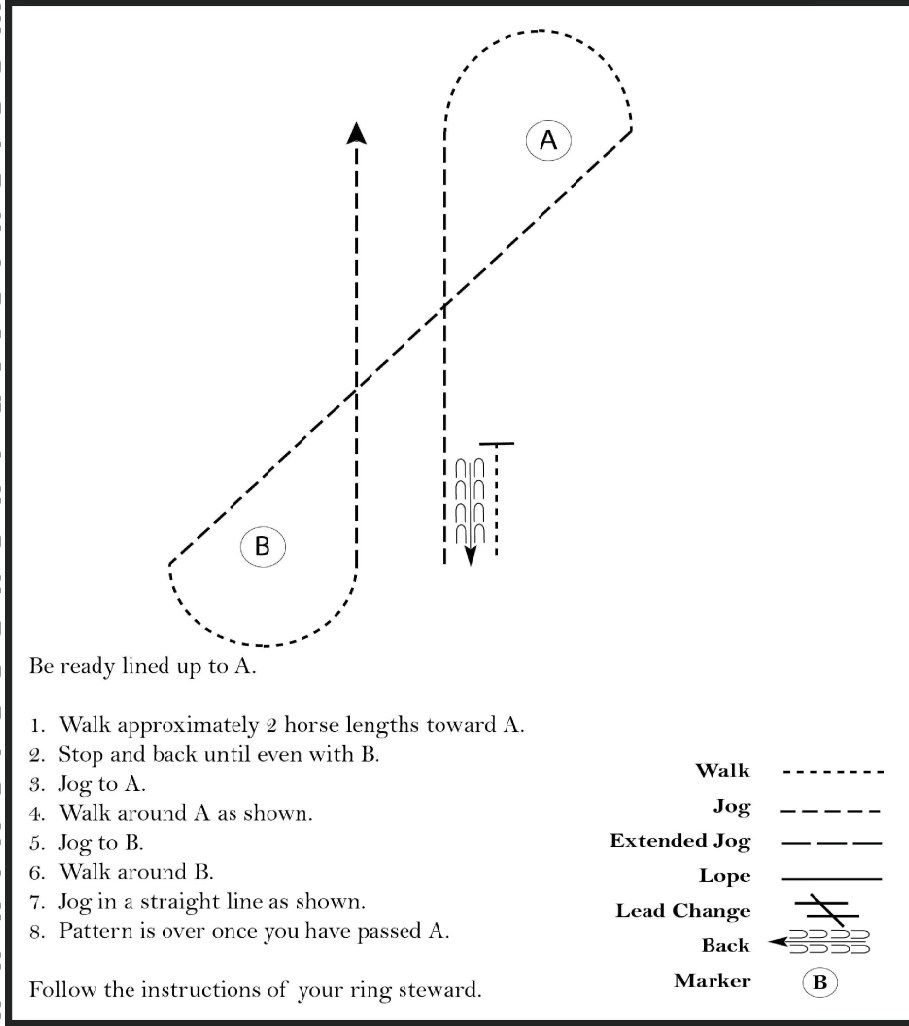
[HSE/WT-75]

2020 Athens Summer Jubilee

Walk Jog Horsemanship (Round 2)

Show Date:

www.HorseShowPatterns.com



Be ready lined up to A.

1. Walk approximately 2 horse lengths toward A.
2. Stop and back until even with B.
3. Jog to A.
4. Walk around A as shown.
5. Jog to B.
6. Walk around B.
7. Jog in a straight line as shown.
8. Pattern is over once you have passed A.

Follow the instructions of your ring steward.

Walk -----
 Jog - - - - -
 Extended Jog - - - - -
 Lope _____
 Lead Change / / / / /
 Back ← ← ← ← ←
 Marker (B)

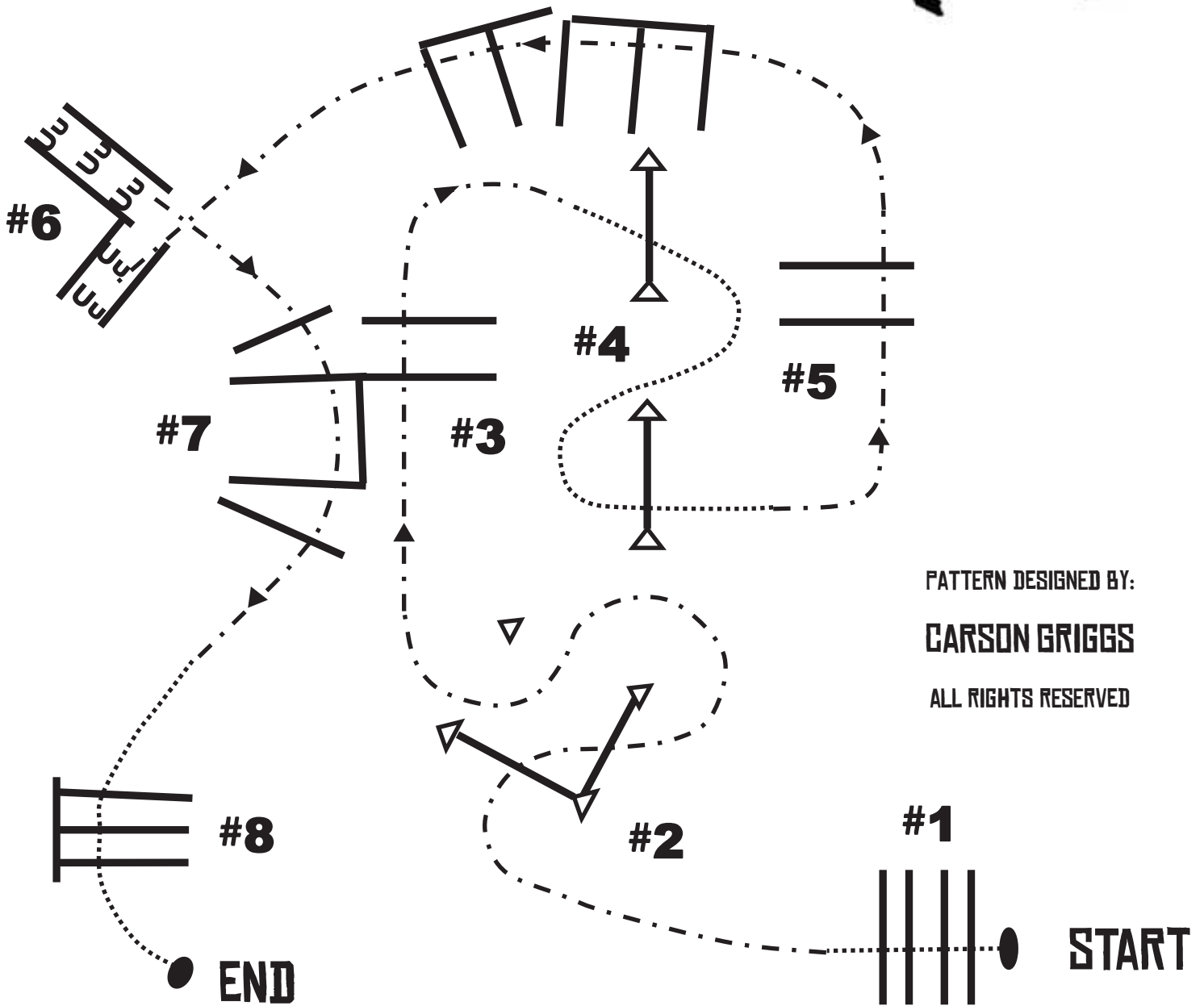
www.HorseShowPatterns.com

Pattern Provided by:

[WH/WT-92]

ALL WALK TROT TRAIL

Saturday,
July 11



PATTERN DESIGNED BY:
CARSON GRIGGS
ALL RIGHTS RESERVED

1. Walk over pole
2. Trot 2 poles and thru diamond
3. Continue trot over 3 poles
4. Walk thru serpentine
5. Trot over poles and into backup
6. Back thru L chutes
7. Trot fan poles
8. Walk over poles to finish