



# Futurity & AQHA Show

AQHA, PQHA, WPQHA &  
TSQHA APPROVED

*5 judges!*



SEPT 11-13, 2020

3722 HARLANSEBURG RD, NEW CASTLE, PA 16101

## Book Of Patterns - all in one!

### Western Riding

Round 1

Green/L1 - L1 4

All Others - 4

Round 2

Green/L1 - L1 2

All Others - 2

### Reining

Round 1 - Pattern 9

Round 2 - Pattern 11

### Ranch Riding

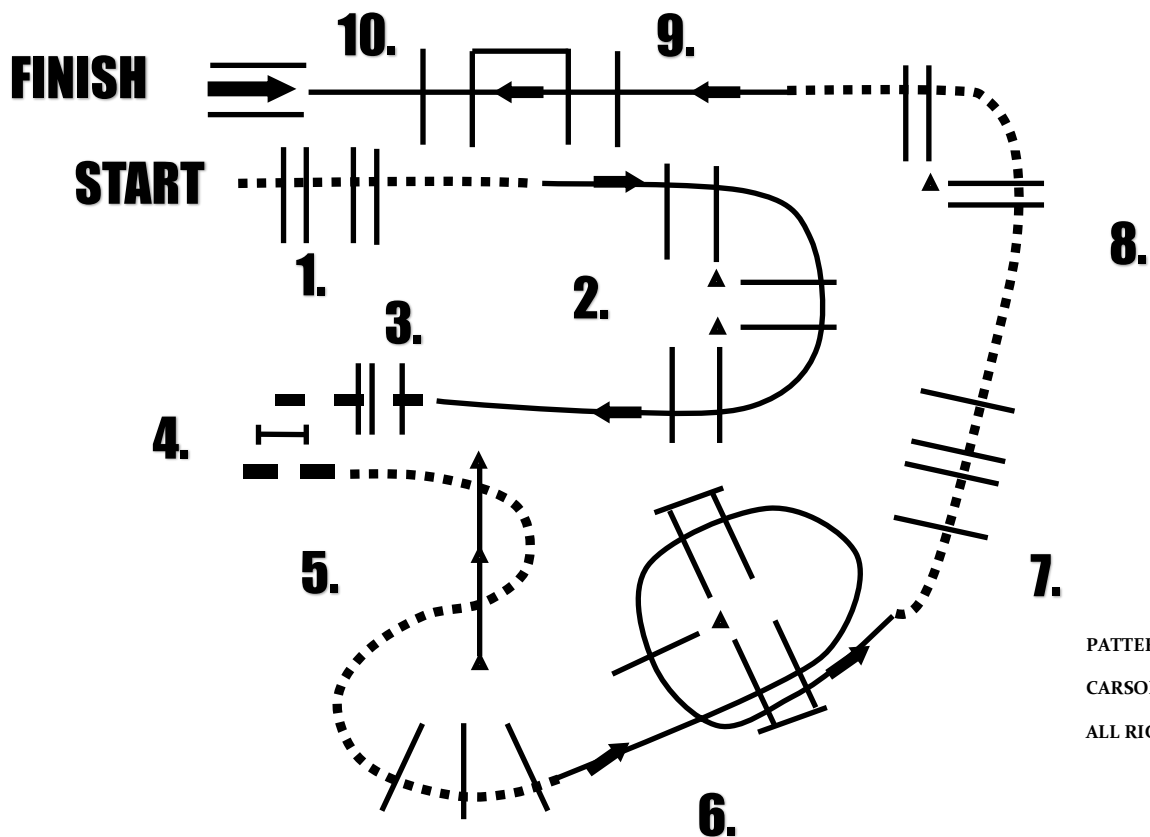
Round 1 - Pattern 12

Round 2 - Pattern 3

# Round 1 Trail

All But WJ

Friday, Sept 11



PATTERN PROVIDED BY:  
CARSON GRIGGS  
ALL RIGHTS RESERVED

**1. Trot over 4 poles**

**2. Lope Right lead around wheel**

**3. Stop or break to Walk over poles**

**4. Walk Through gate**

**5. Trot serpentine and 3 poles**

**6. Lope Left Lead around wheel**

**7. Trot obstacle 7**

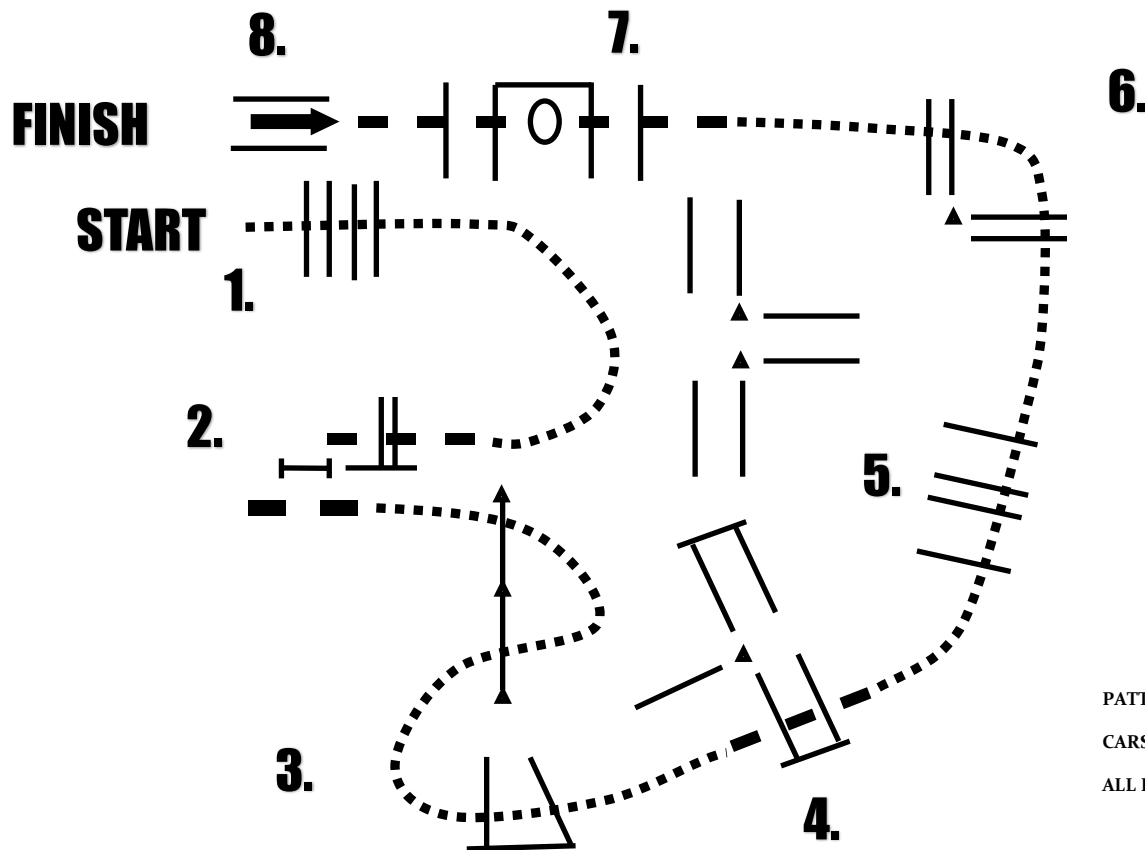
**8. Trot poles around corner**

**9. Lope Left lead over poles**

**10. Stop in chute, Back to Finish**

# Round 1 Trail

## WALK TROT



PATTERN PROVIDED BY:  
CARSON GRIGGS  
ALL RIGHTS RESERVED

**1. Trot over 4 poles**

**2. Walk over poles, walk through gate**

**3. Trot serpentine and 2 poles**

**4. Walk poles**

**5. Trot obstacle 5**

**6. Trot poles around corner**

**7. Walk over poles into box, Spin either direction, walk out**

**8. Walk into chute, Back to Finish Pattern**

# September TSQHA

## Horsemanship- Round 1 (Walk/Trot and/or Small Fry )

Show Date:

www.HorseShowPatterns.com

Be ready at A.

1. Walk from A to center of pattern.
2. Jog until even with B.
3. Extended jog a half circle to B.
4. Jog from B until even with C.
5. Stop when even with C and back approximately one horse length.
6. Walk straight away.

Follow the directions of your ring steward.

Walk	-----
Jog	- - - - -
Extended Jog	-----
Lope	-----
Lead Change	-----
Back	←←←←←
Marker	← (B)

[WH/WT-80]

Pattern Provided by:

# September TSQHA

## Equitation - Round 1 (Walk/Trot and/or Small Fry )

Show Date:

www.HorseShowPatterns.com

Be ready at A.

1. Sitting trot halfway to B.
2. Posting trot on the right diagonal to and around B.
3. Continue to trot on the right diagonal in a straight line and round the left side of arena.
4. After rounding the corner, change diagonals and post on the left diagonal across the arena toward the stop.
5. Halt when even with A and back approximately one horse length.
6. Demonstrate a walk for at least two horse lengths away from pattern.

Follow the instructions of your ring steward.

Walk	-----
Trot	- - - - -
Extended Trot	-----
Canter	-----
Leg Yield	-----
Lead Change	-----
Back	←←←←←
Marker	← (B)
Sidepass	←←←←←
Hand Gallop	-----

[HSE/WT-61]

Pattern Provided by:

# September TSQHA

## Horsemanship - Round 1 (All but WJ)

Show Date:

www.HorseShowPatterns.com

Be ready at A.

1. Walk from A to center of pattern.
2. Jog until even with B.
3. Lope a half circle on the right lead to and around B.
4. Perform a simple lead change in the center of the pattern.
5. Lope a half circle on the left lead to C.
6. Stop at C and back approximately one horse length.
7. Perform a 1/4 turn right and walk off.

Follow the directions of your ring steward.

Walk	-----
Jog	- - - - -
Extended Jog	-----
Lope	-----
Lead Change	-----
Back	
Marker	(B)

[WH/2-80]

# September TSQHA

## Equitation - Round 1 (All but WT)

Show Date:

www.HorseShowPatterns.com

Be ready at A.

1. Sitting trot halfway to B.
2. Posting trot on the right diagonal to B.
3. Canter on the left lead from B across the arena.
4. Round the arena, then change leads.
5. Canter on the right lead on the diagonal.
6. Break to a trot on the left diagonal in a straight line to B.
7. Halt at B and back approximately one horse length.
8. Demonstrate a forward walk in a straight line from B for at least two horse lengths.

Follow the instructions of your ring steward.

Walk	-----
Trot	- - - - -
Extended Trot	-----
Canter	-----
Leg Yield	
Lead Change	-----
Back	
Marker	(B)
Sidepass	-----
Hand Gallop	-----

[HSE/2-61]

Pattern Provided by:

Pattern Provided by:

# September TSQHA

## Horsemanship - Round 2 (Walk/Trot and/or Small Fry )

Show Date:

www.HorseShowPatterns.com

Be ready before A.

1. Walk to A.
2. Jog until just past B and C.
3. Stop and perform a 3/4 turn left.
4. Jog to and around B.
5. Continue the jog to C.
6. Break to walk and walk around and past C.
7. Jog until even with A.
8. Stop and back approximately one horse length and walk to exit.

Follow the instructions of your ring steward.

[WH/WT-91]

# September TSQHA

## Equitation - Round 2 (Walk/Trot and/or Small Fry )

Show Date:

www.HorseShowPatterns.com

Be ready at A.

1. Trot on the right diagonal from A and around corner as shown.
2. Walk in a straight line.
3. Sitting trot around corner until even with A.
4. Stop and back approximately one horse length.
5. Exit arena at a trot on the left diagonal.

[HSE/WT-76]

# September TSQHA

## Horsemanship - Round 2 (All but WJ)

Show Date:

www.HorseShowPatterns.com

Be ready before A.

1. Walk to A.
2. Extended jog until just past B and C.
3. Stop and perform a 3/4 turn left.
4. Lope on the right lead around B.
5. Perform a simple lead change halfway to C and lope around C.
6. Break to walk for 2 strides.
7. Jog until even with A.
8. Stop and back approximately one horse length and walk to exit.

Follow the instructions of your ring steward.

[WH/2-91]

Walk

Jog

Extended Jog

Lope

Lead Change

Back

Marker

# September TSQHA

## Equitation - Round 2 (All but WT)

Show Date:

www.HorseShowPatterns.com

Be ready at A.

1. Canter on the left lead from A and around corner as shown.
2. Change leads at center and counter canter around corner.
3. Trot in a straight line on the left diagonal until even with A.
4. Stop and perform a 90 degree turn on the forehand left.
5. Back approximately one horse length.
6. Exit arena at a trot on the right diagonal.

[HSE/2-76]

Walk

Trot

Extended Trot

Canter

Leg Yield

Lead Change

Back

Marker

Sidepass

Hand Gallop

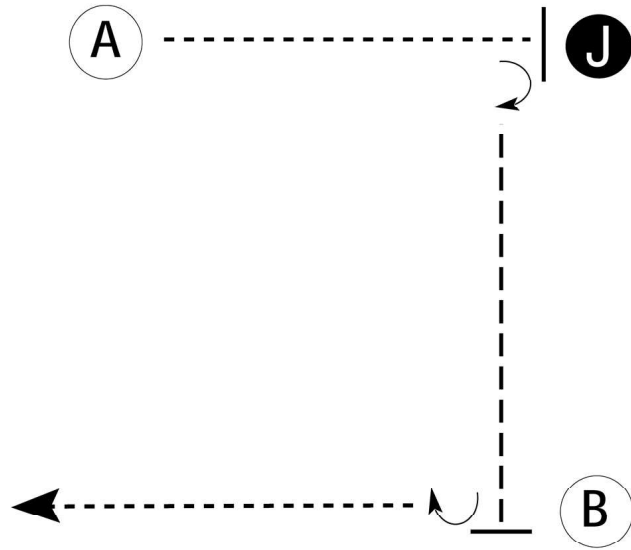
# September TSQHA

## Showmanship (Small Fry )

Show Date:

w w w . H o r s e S h o w P a t t e r n s . c o m

w w w . H o r s e S h o w P a t t e r n s . c o m



Be ready with your horse's tail to A.

1. Walk to Judge.
2. Stop and set up for inspection.
3. When dismissed, perform a 90 degree turn.
4. Trot to B.
5. Stop and perform a 90 degree turn.
6. Walk straight away.

Follow the instructions of your ring steward.

Walk	-----
Trot	- - - - -
Back	←
Marker	⊙ B
Judge	● J

[S/WT-71]

Pattern Provided by:



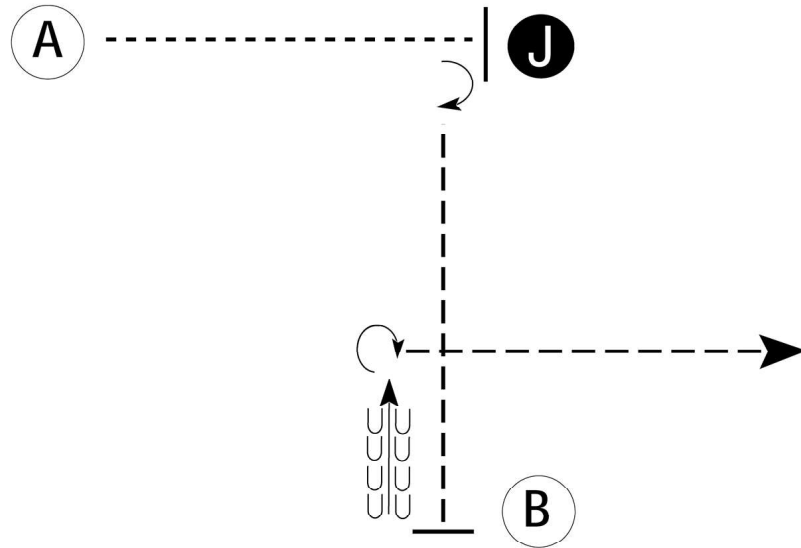
# September TSQHA

## Showmanship (All except Small Fry)

Show Date:

w w w . H o r s e S h o w P a t t e r n s . c o m

w w w . H o r s e S h o w P a t t e r n s . c o m



Be ready with your horse's tail to A.

1. Walk to Judge.
2. Stop and set up for inspection.
3. When dismissed, perform a 90 degree turn.
4. Trot to B.
5. Stop and back approximately 2 horse lengths.
6. Perform a 270 degree turn.
7. Trot straight away.

Follow the instructions of your ring steward.

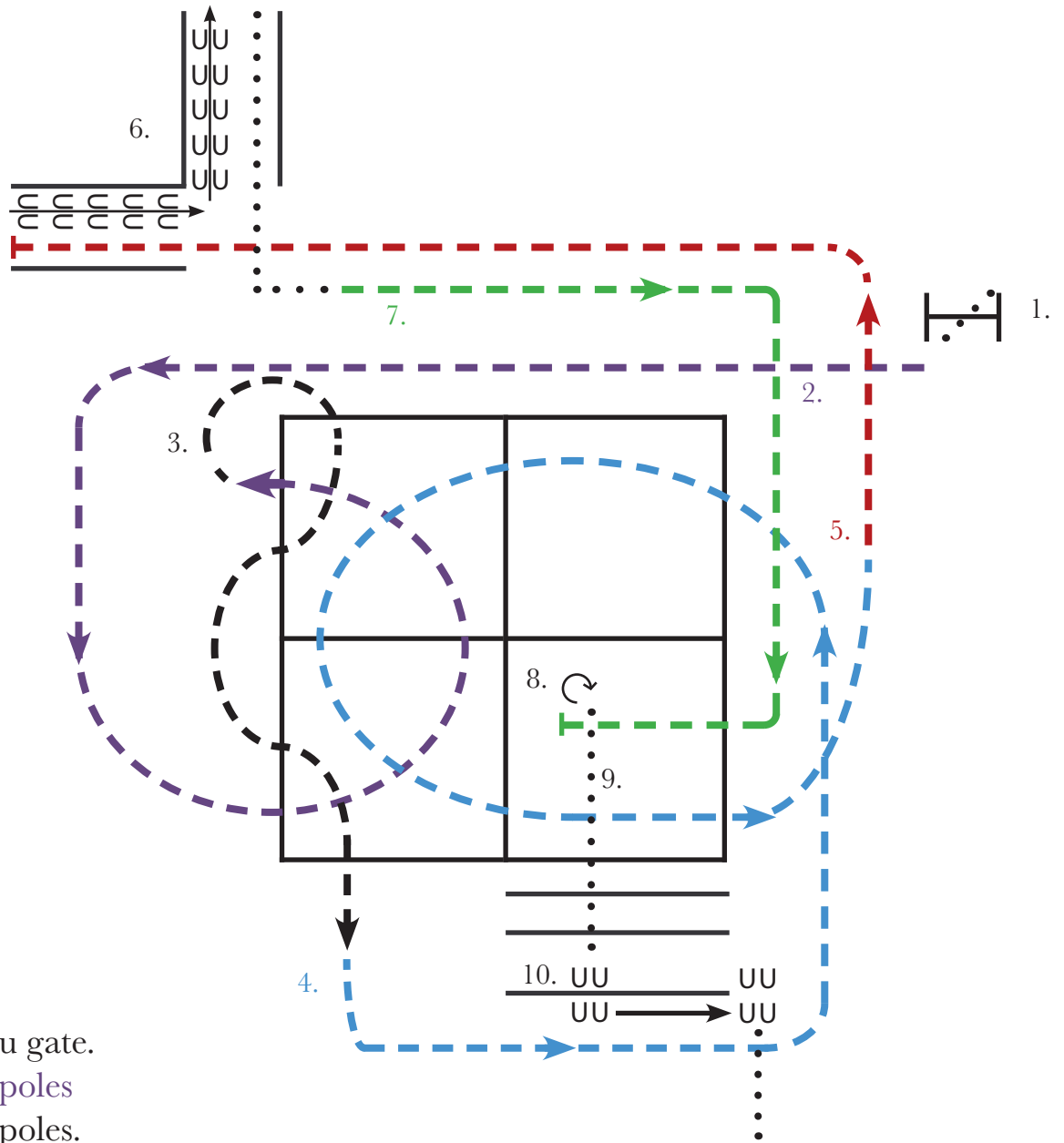
Walk	-----
Trot	- - - - -
Back	←
Marker	ⓑ
Judge	ⓙ

[S/2-71]

Pattern Provided by:



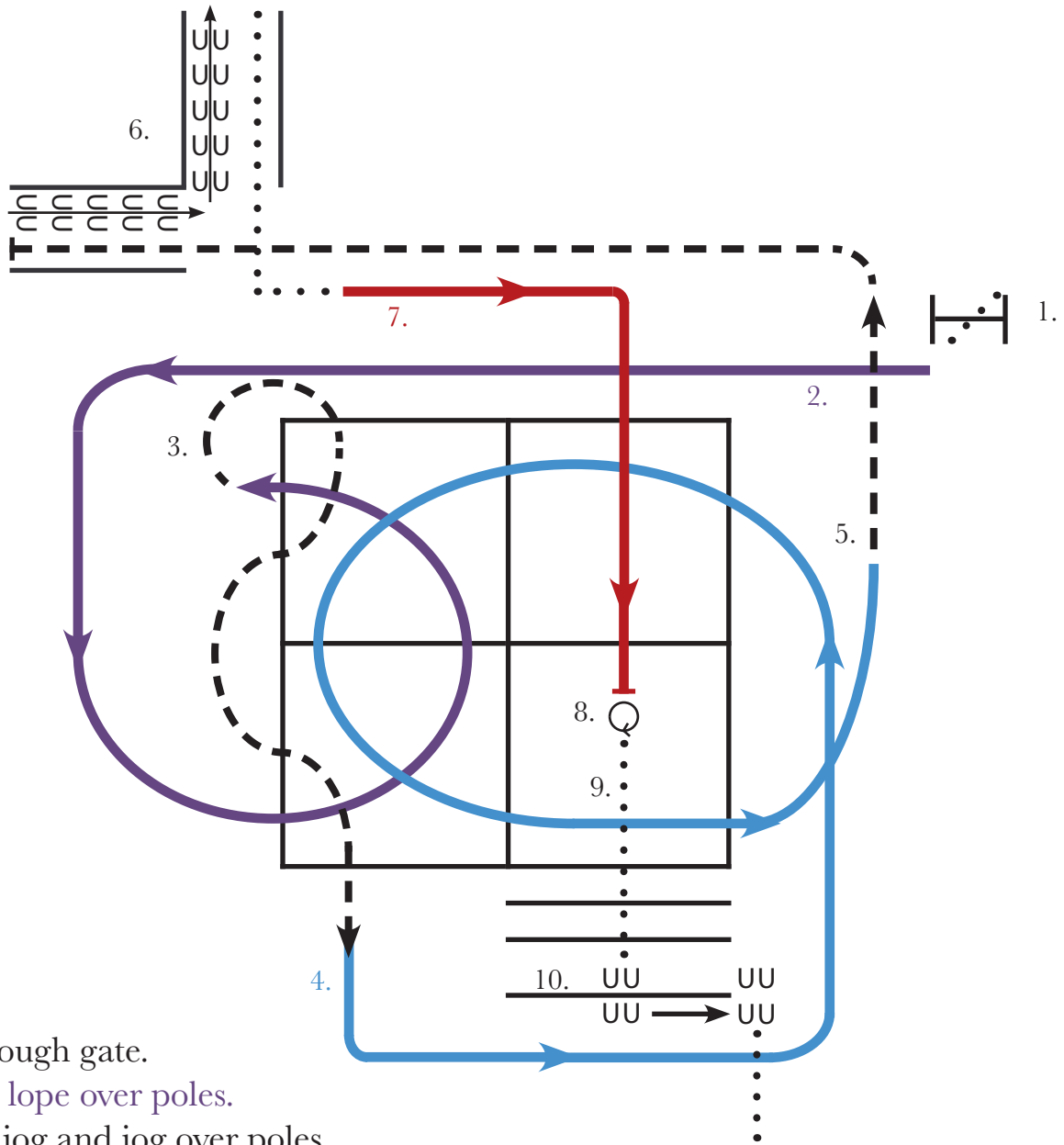
# Round 2 | All WJ Trail



1. Walk thru gate.
2. Jog over poles
3. Jog over poles.
4. Jog over poles.
5. Jog into chute.
6. Stop and back through chute. Walk out.
7. Jog over poles.
8. Stop, 270 to the right.
9. Walk over poles.
10. Stop and sidepass left. Walk away.



# Round 2 | All Trail



1. Walk through gate.
2. Left lead lope over poles.
3. Break to jog and jog over poles.
4. Left lead lope over poles.
5. Break to jog and jog into chute.
6. Stop and back through chute. Walk out.
7. Right lead lope over poles.
8. Stop, 360 turn to the right.
9. Walk over poles.
10. Stop and sidepass left. Walk away.