

# Special Thanks to The Florida Gulf Coast Sponsors:



## Pattern Book - ALL patterns

### Western Riding

Round 1 – Monday, January 4  
Green/Novice/Level 1 – L1 Pattern 7  
All Others – Regular 7  
Round 2 – Wednesday, January 6  
Green/Novice/Level 1 – L1 Pattern 9  
All Others – Regular 9

### AQHA Reining

Round 1 – Monday, January 4  
All Pattern – 5  
Round 2 – Wednesday, January 6  
All Pattern – 6

### AQHA Ranch Riding

Round 1 – Monday, January 4  
All Pattern – Pattern 2  
Round 2 – Wednesday, January 6  
All Pattern – Pattern 10

### AQHA Ranch Trail AND VRH Trail – same pattern

Round 1 – Sunday, January 3  
See pattern book  
Round 2 – Tuesday, January 5  
See Pattern Book

### VRH Riding

Round 1 – Monday, January 4  
VRH Riding – Pattern 2  
Round 2 – Wednesday, January 6  
VRH Riding – Pattern 3

### VRH Reining

Round 1 – Monday, January 4  
VRH Reining – Pattern 1  
Round 2 – Wednesday, January 6  
VRH Reining – Pattern 3

*Thank you for attending the FL Gulf Coast.  
Be sure to SHOW in your respective halter class to  
qualify for the High Point Awards.  
Champion, Reserve AND Third in EACH divisions.*

# Florida Gold & Gulf Coast

*The following classes indicate which classes count towards each high point award.*

*Please note that you must show in your respective halter class at each show to qualify.*

## Level 1/Novice Youth

Level 1/Novice Youth Showmanship  
Level 1/Novice Youth Horsemanship  
Level 1/Novice Youth Western Pleasure  
Level 1/Novice Youth Hunter Under Saddle  
Level 1/Novice Youth Equitation  
Level 1/Novice Youth Hunter Hack  
Level 1/Novice Youth Equitation Over Fences  
Level 1/Novice Youth Working Hunter  
Level 1/Novice Youth Western Riding  
Level 1/Novice Youth Trail  
Level 1/Novice Youth Ranch Riding  
Youth Geldings 3 year old, Aged OR Youth Performance Geldings  
Youth Mares 3 year old, Aged OR Youth Performance Mares

## 13 & under Youth

13 & under Showmanship  
13 & under Horsemanship  
13 & under Western Pleasure  
13 & under Equitation  
13 & under Hunter Under Saddle  
13 & under Trail  
Youth Western Riding  
Youth Working Hunter  
Youth Equitation Over Fences  
Youth Jumping  
Youth Hunter Hack  
Youth Ranch Riding  
AQHA Ranch Trail - youth  
Youth Reining  
Youth Geldings 3 year old, Aged OR Youth Performance Geldings  
Youth Mares 3 year old, Aged OR Youth Performance Mares

## 14-18 Youth

14-18 Showmanship (Level 2 OR Level 3)  
14-18 Horsemanship (Level 2 OR Level 3)  
14-18 Western Pleasure  
14-18 Equitation  
14-18 Hunter Under Saddle  
14-18 Trail  
Youth Western Riding  
Youth Working Hunter  
Youth Equitation Over Fences  
Youth Hunter Hack  
Youth Jumping  
Youth Ranch Riding  
AQHA Ranch Trail - youth  
Youth Reining  
Youth Geldings 3 year old, Aged OR Youth Performance Geldings  
Youth Mares 3 year old, Aged OR Youth Performance Mares

## Level 1/Novice Amateur

Level 1/Novice Amateur Showmanship  
Level 1/Novice Amateur Horsemanship  
Level 1/Novice Amateur Western Pleasure  
Level 1/Novice Amateur Hunter Under Saddle  
Level 1/Novice Amateur Equitation  
Level 1/Novice Amateur Hunter Hack  
Level 1/Novice Amateur Equitation Over Fences  
Level 1/Novice Amateur Working Hunter  
Level 1/Novice Amateur Western Riding

Level 1/Novice Amateur Trail  
Level 1/Novice Amateur Ranch Riding  
Amateur Geldings 3 year old, Aged OR Amateur Performance Geldings  
Amateur Mares 3 year old, Aged OR Amateur Performance Mares

## Amateur

Amateur Pleasure Driving  
Amateur Showmanship (Level 2 OR Level 3)  
Amateur Horsemanship (Level 2 OR Level 3)  
Amateur Western Pleasure  
Amateur Equitation  
Amateur Hunter Under Saddle  
Amateur Trail (Level 2 OR Level 3)  
Amateur Western Riding  
Amateur Working Hunter  
Amateur Equitation Over Fences  
Amateur Hunter Hack  
Amateur Jumping  
Amateur Ranch Riding  
AQHA Ranch Trail - Amateur  
Amateur Reining  
Amateur Stallions 3 year old, Aged OR Amateur Performance Stallions  
Amateur Geldings 3 year old, Aged OR Amateur Performance Geldings  
Amateur Mares 3 year old, Aged OR Amateur Performance Mares

## Select Amateur

Amateur Pleasure Driving  
Amateur Jumping  
Amateur Reining  
Amateur Ranch Riding  
AQHA Ranch Trail - Amateur  
Amateur Western Riding  
Select Amateur Showmanship (Level 2 OR Level 3)  
Select Amateur Horsemanship (Level 2 OR Level 3)  
Select Amateur Western Pleasure  
Select Amateur Equitation  
Select Amateur Hunter Under Saddle  
Select Amateur Trail (Level 2 OR Level 3)  
Select Amateur Working Hunter  
Select Amateur Equitation Over Fences  
Select Amateur Hunter Hack  
Amateur Stallions 3 year old, Aged OR Amateur Performance Stallions  
Amateur Geldings 3 year old, Aged OR Amateur Performance Geldings  
Amateur Mares 3 year old, Aged OR Amateur Performance Mares

## L1/Green Horse

Green Working Hunter  
Green Hunter Under Saddle  
Green Western Pleasure  
Green Western Riding  
Green Trail - Jr or Sr  
Green Ranch Riding  
Open Stallions - 3 year olds, Aged, Performance  
Open Mares - 3 year olds, Aged, Performance  
Open Geldings - 3 year olds, Aged, Performance

## Open Junior Horse

Jr Pleasure Driving  
Jr Hunter Under Saddle - Level 2 OR Level 3  
Jr Working Hunter  
Jr Hunter Hack

## Jumping

Jr Trail - Level 2 OR Level 3

Jr Western Riding - Level 2 OR Level 3

Jr Western Pleasure - Level 2 OR Level 3

Jr Ranch Riding

AQHA Ranch Trail

## Reining

Open Stallions - 3 year olds, Aged, Performance

Open Mares - 3 year olds, Aged, Performance

Open Geldings - 3 year olds, Aged, Performance

## Open Senior Horse

Sr Pleasure Driving

Sr Hunter Under Saddle - Level 2 OR Level 3

Sr Working Hunter

Sr Hunter Hack

## Jumping

Sr Trail - Level 2 OR Level 3

Sr Western Riding - Level 2 OR Level 3

Sr Western Pleasure - Level 2 OR Level 3

Sr Ranch Riding

AQHA Ranch Trail

## Reining

Open Stallions - Aged, Performance

Open Mares -Aged, Performance

Open Geldings -Aged, Performance

## Amateur VRH

VRH Reining - Amateur

VRH Ranch Riding - Amateur

VHR Trail - Amateur

VRH Conformation - Amateur

## Youth VRH

VRH Reining - Youth

VRH Ranch Riding - Youth

VHR Trail - Youth

VRH Conformation - Youth

## Open VRH

VRH Reining - Open

VRH Ranch Riding - Open

VHR Trail - Open

VRH Conformation - Open

## Small Fry

Small Fry Showmanship

Small Fry Horsemanship

Small Fry Western Pleasure

Small Fry Equitation

Small Fry Hunter Under Saddle

Small Fry Trail

## L1 Amateur Walk/Jog

L1 Amateur W/T HUS

L1 Amateur W/T Equitation

L1 Amateur W/T Trail

L1 Amateur W/T Pleasure

L1 Amateur W/T Horsemanship

## L1 Youth Walk/Jog

L1 Youth W/T HUS

L1 Youth W/T Equitation

L1 Youth W/T Trail

L1 Youth W/T Pleasure

L1 Youth W/T Horsemanship

**ALL LEVELED CLASSES** - will offer a circuit award in EACH level. Each will count towards the respective High Point Awards as well.

If a Jr/Sr class is combined into an all-age class that all-age class will count into the respective High Point divisions. If you 'jump' between Amateur & Select, your points will not move between divisions as you are making the decision to swap.

***Please note – NO high points will be tabulated till the end of the shows to insure accuracy.  
NO AWARDS will be mailed. All awards must be picked up by the end of the show.***

All conflicts will be handled. We want you to show in as many classes as you can or want. But we cannot handle a conflict if we are not aware.

You may **NOT ADD ANY NSBA** class **AT** the gate. **ALL NSBA** entries for **ALL** classes must be made directly with the show office. **All L2 classes MUST be added in the office.**

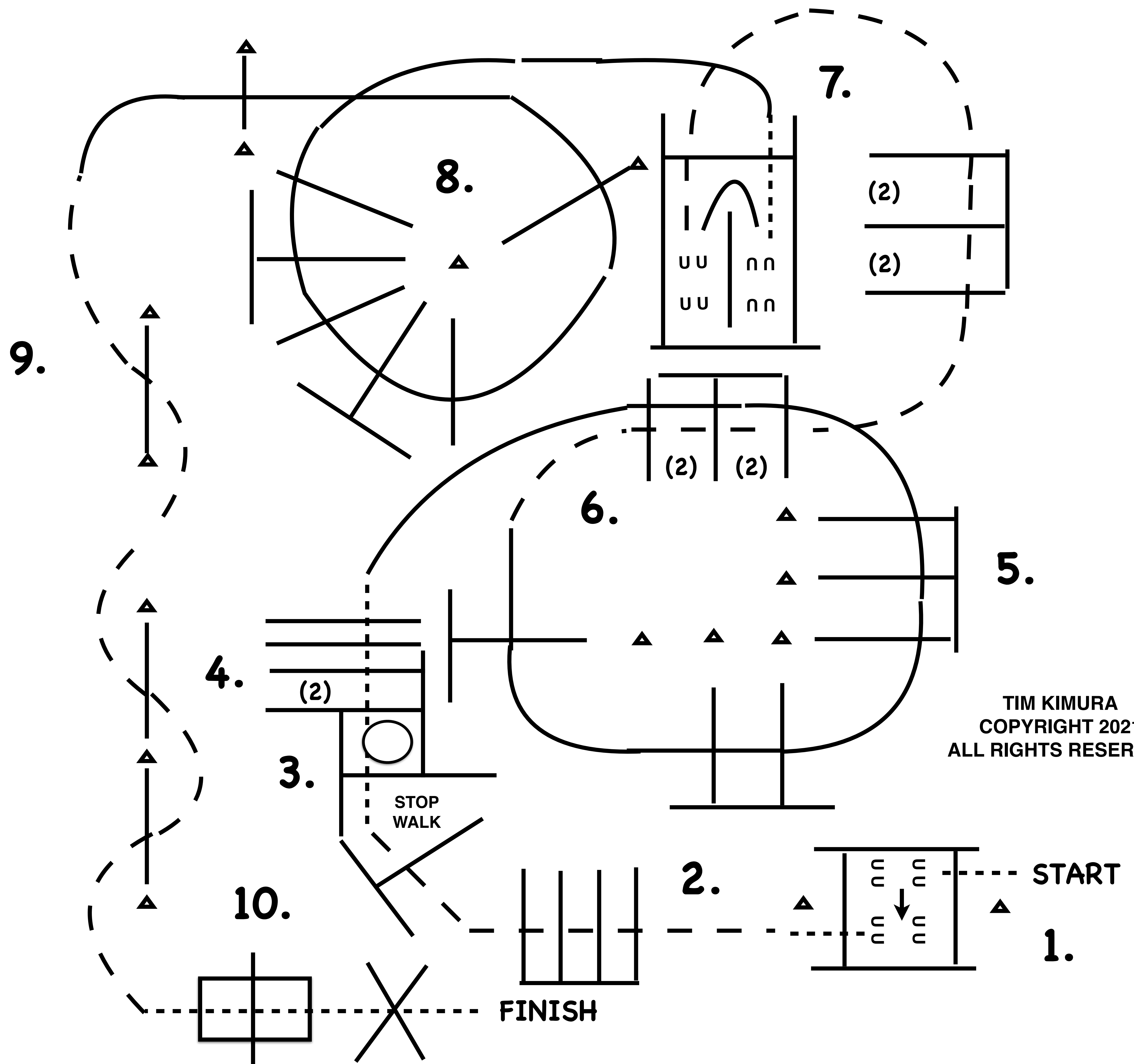
If you **ADD** to a pattern class **AFTER** the draws have been drawn, you will go **FIRST**. Please enter every class at the beginning. You can scratch with **NO** penalty.

**Draws – many of the draws for the FIRST class in the morning, will be drawn and posted the night before. Please make your entries by 5 pm. If you add after the draw is drawn, you will go first. Except on the last day, where you will go last.**

[www.HorseShowTracker.com](http://www.HorseShowTracker.com) – for the draws. There will be a copy posted at the office as well.

**2021 FLORIDA GULF COAST  
SUNDAY JAN 3RD**

YOUTH 13 & UNDER AQHA, NSBA, APHA, NSBA  
 YOUTH 14-18 AQHA, NSBA, APHA, NSBA  
 AMATEUR AQHA (L2,L3), NSBA, APHA, NSBA  
 SELECT AQHA (L2,L3), NSBA, MASTERS APHA, NSBA  
 SENIOR AQHA (L2,L3), NSBA, APHA, NSBA

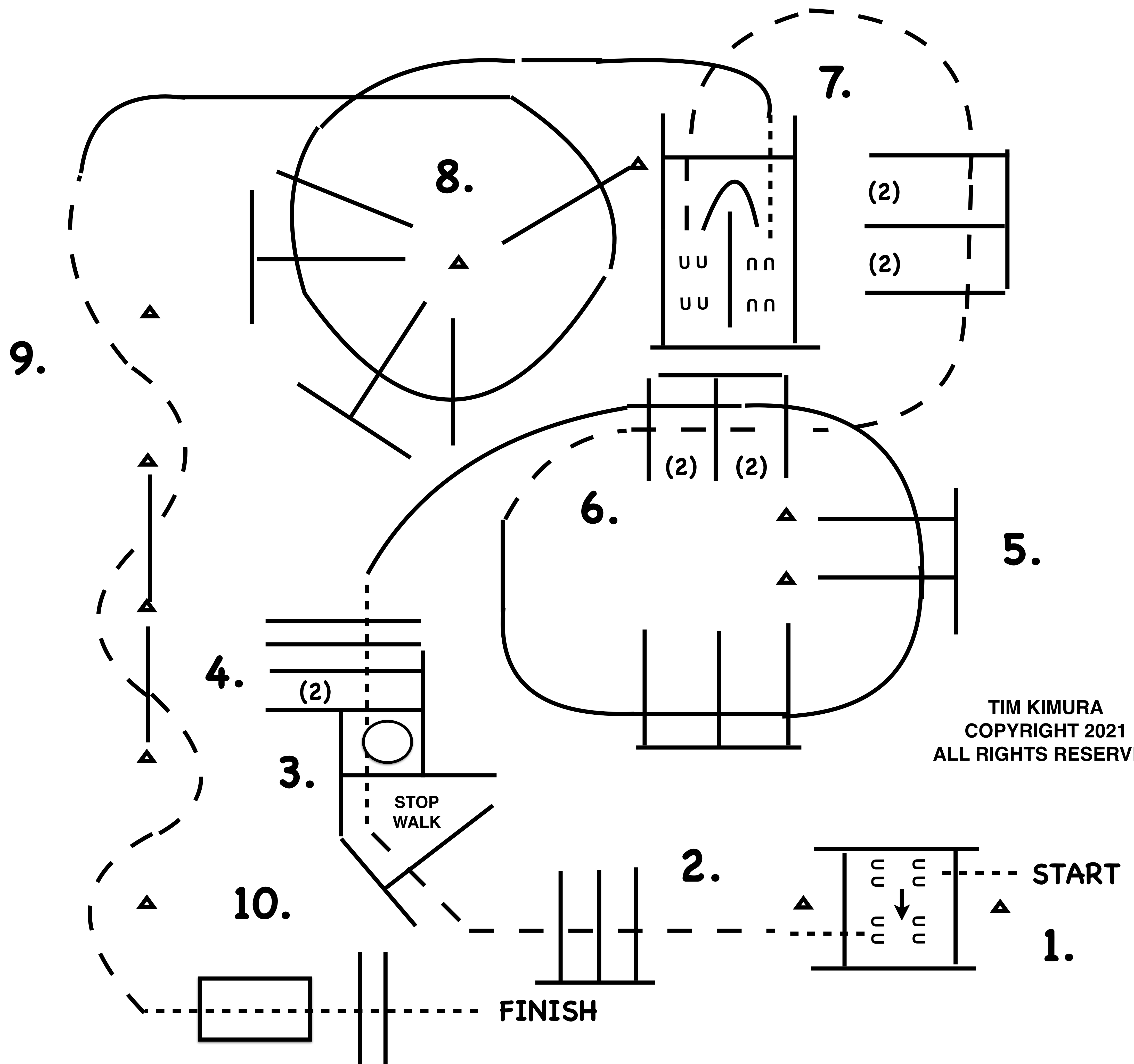


TIM KIMURA  
 COPYRIGHT 2021  
 ALL RIGHTS RESERVED

1. WALK OVER POLE, SIDE PASS LEFT, WALK OVER POLE.
2. JOG OVER 4 POLES.
3. JOG OVER POLE THEN STOP THEN WALK INTO BOX, EXECUTE A 360 TURN RIGHT, WALK OUT BOX,
4. WALK OVER POLES.
5. LOPE OVER POLES (RL).
6. BREAK TO THE JOG, JOG OVER POLES.
7. JOG INTO CHUTE, STOP, BACK A U-TURN, AND WALK OUT CHUTE.
8. LOPE OVER POLES (LL).
9. BREAK TO THE JOG, JOG THROUGH SERPENTINE, JOG OVER POLES.
10. STOP OR BREAK TO THE WALK, WALK OVER BRIDGE AND POLES AND "X".

**2021 FLORIDA GULF COAST  
SUNDAY JAN 3RD**

L1/GREEN SENIOR, L1/JUNIOR, APHA GREEN & NSBA  
JUNIOR L2,L3, APHA JUNIOR, & NSBA  
L1 AMATEUR, APHA NOVICE AMATEUR, & NSBA  
L1 YOUTH, APHA NOVICE YOUTH, & NSBA

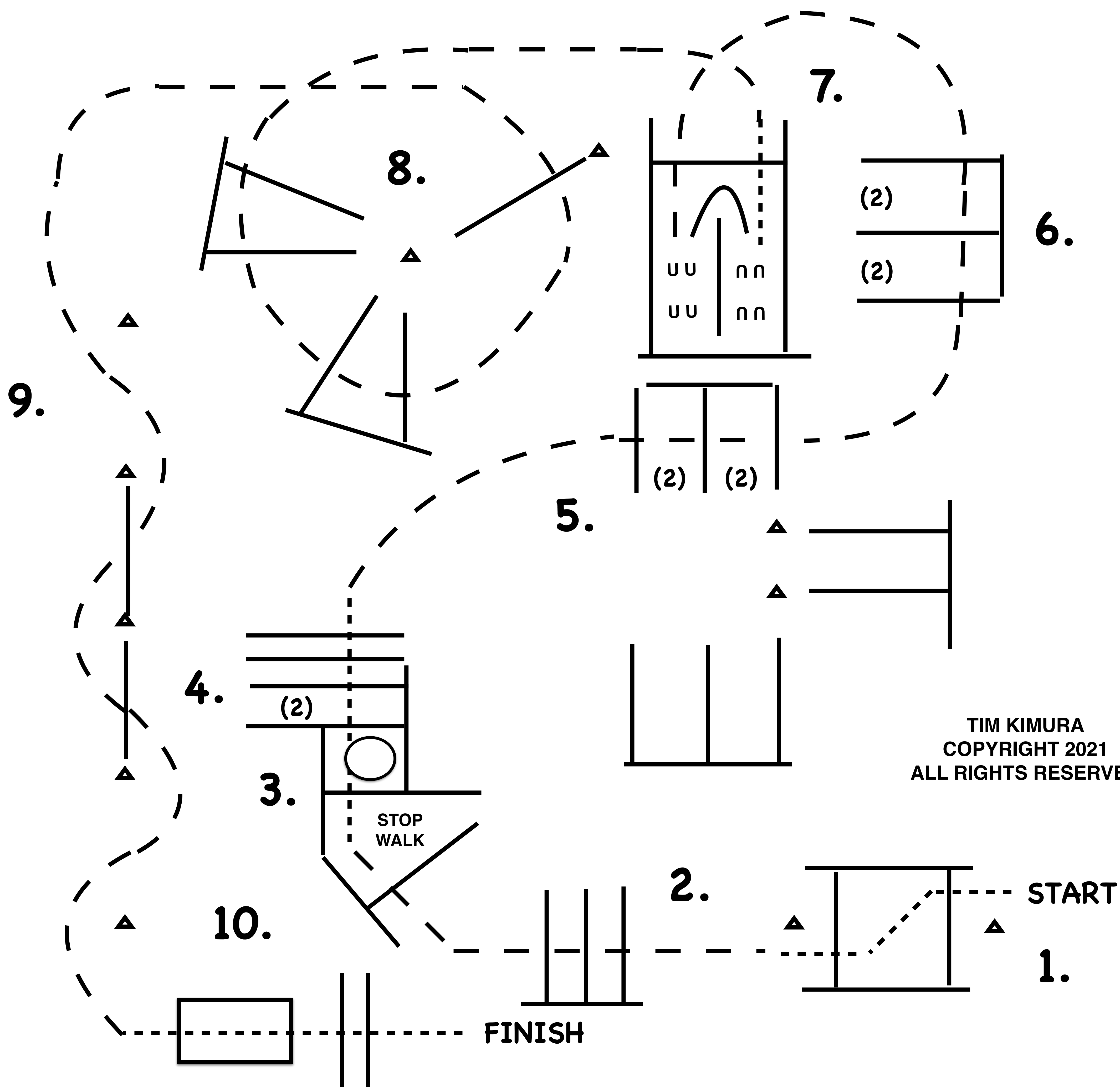


TIM KIMURA  
COPYRIGHT 2021  
ALL RIGHTS RESERVED

1. WALK OVER POLE, SIDE PASS LEFT, WALK OVER POLE.
2. JOG OVER 3 POLES.
3. JOG OVER POLE THEN STOP THEN WALK INTO BOX, EXECUTE A 360 TURN RIGHT, WALK OUT BOX,
4. WALK OVER POLES.
5. LOPE OVER POLES (RL).
6. BREAK TO THE JOG, JOG OVER POLES.
7. JOG INTO CHUTE, STOP, BACK A U-TURN, AND WALK OUT CHUTE.
8. LOPE OVER POLES (LL).
9. BREAK TO THE JOG, JOG THROUGH SERPENTINE, JOG OVER POLES.
10. STOP OR BREAK TO THE WALK, WALK OVER BRIDGE AND POLES.

**2021 FLORIDA GULF COAST  
SUNDAY JAN 3RD**

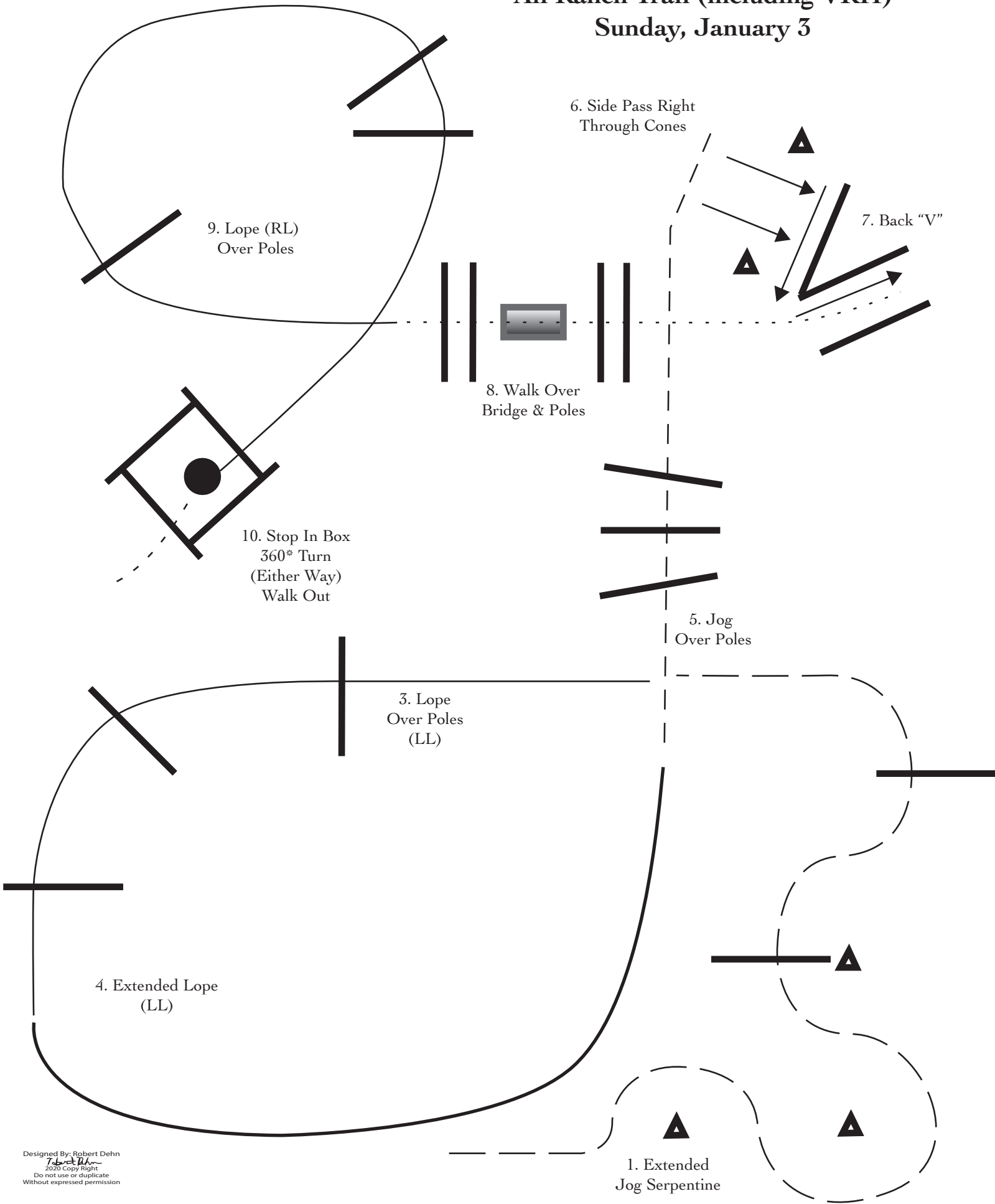
SMALL FRY TRAIL, & NSBA  
L1 AMATEUR WT, APHA NOVICE AMATEUR WT, & NSBA  
L1 YOUTH WT, APHA NOVICE YOUTH WT, & NSBA



TIM KIMURA  
COPYRIGHT 2021  
ALL RIGHTS RESERVED

1. WALK OVER POLE, WALK , WALK OVER POLE.
2. JOG OVER 3 POLES.
3. JOG OVER POLE THEN STOP THEN WALK INTO BOX, EXECUTE A 360 TURN RIGHT, WALK OUT BOX,
4. WALK OVER POLES.
5. JOG OVER 3 POLES.
6. JOG OVER 3 MORE POLES.
7. JOG INTO CHUTE, STOP, BACK A U-TURN, AND WALK OUT CHUTE.
8. JOG OVER POLES.
9. JOG THROUGH SERPENTINE, JOG OVER POLES.
10. STOP OR BREAK TO THE WALK, WALK OVER BRIDGE AND POLES.


# All Ranch Trail (including VRH) Sunday, January 3



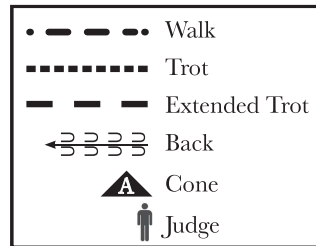


# SHOWMANSHIP

(L1/Novice Youth & L1/Novice Amateur)



1. Trot from A to B.
2. Break to a walk, walk around and past B.
3. Stop and execute a 180 degree turn.
4. Trot straight to the judge.
5. Stop and setup.
6. Inspection.
7. When dismissed excute a 1/4 turn and trot away.



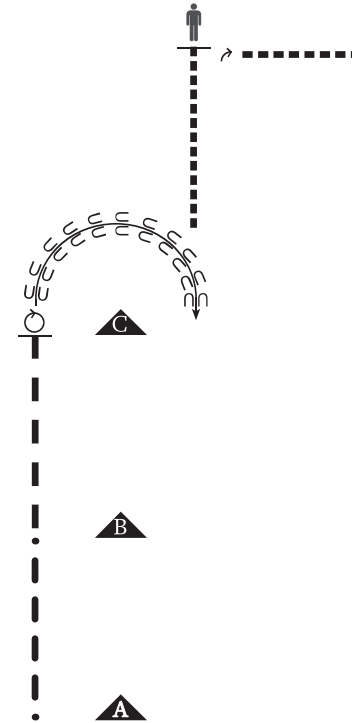
Pattern Provided by Rhonda Replogle

www.wavelengthdesign.com

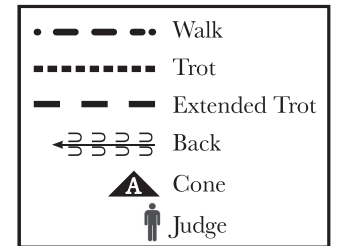


# SHOWMANSHIP

(Youth & Amateur)



1. Walk from A to B.
2. Extended trot to C and stop.
3. Execute a 1 1/2 turn to the right.
4. Back around C.
5. Trot straight to the judge.
6. Stop and setup.
7. Inspection.
8. When dismissed excute a 1/4 turn and trot away.



Pattern Provided by Rhonda Replogle

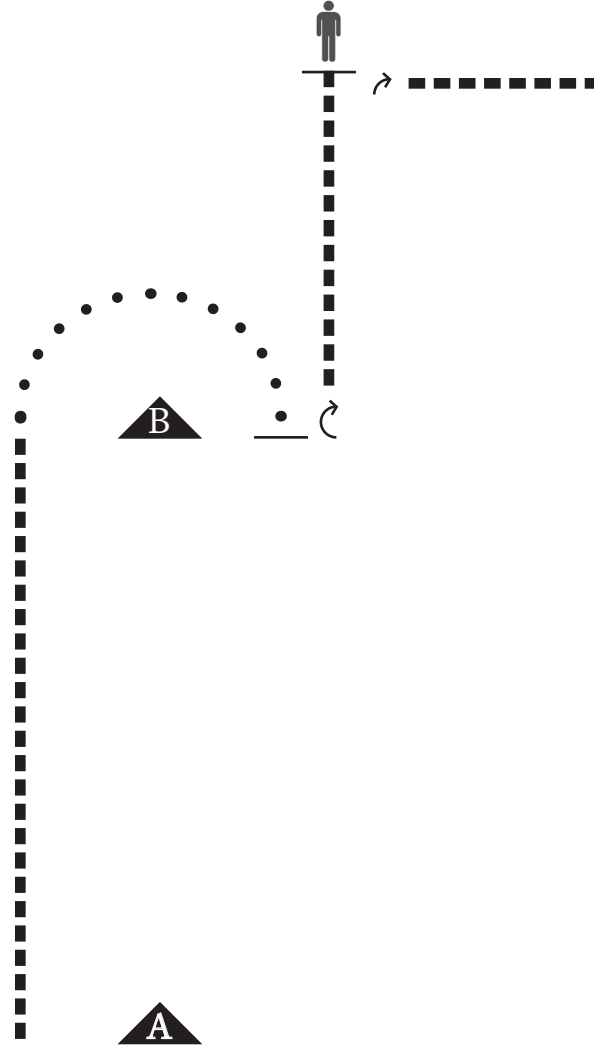
www.wavelengthdesign.com





# SHOWMANSHIP

(All Walk Trot & Small Fry)



1. Trot from A to B.
2. Break to a walk, walk around B.
3. Stop and execute a 180 degree turn.
4. Trot straight to the judge.
5. Stop and setup.
6. Inspection.
7. When dismissed excute a 1/4 turn and trot away.

.....	Walk
-----	Trot
— — —	Extended Trot
← ⊃ ⊃ ⊃ ⊃	Back
▲ A	Cone
⊃	Judge

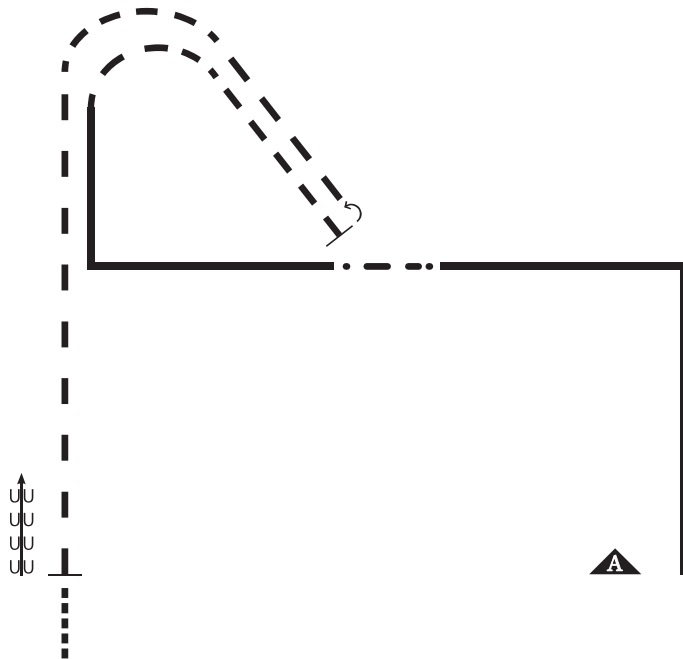
*Pattern Provided by Rhonda Replogle*



# EQUITATION

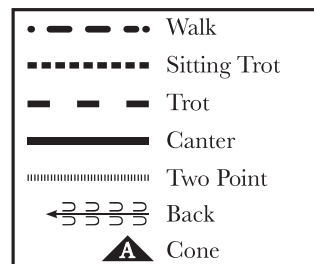
(L1/Novice Youth & L1/Novice Amateur)

Round 1



Be ready at A.

1. Canter on the left lead around the corner.
2. Walk two horse lengths.
3. Canter on the right lead around the corner.
4. Trot on the left diagonal around the curve to the center.
5. Stop and turn 180 degrees on the forehand to the left.
6. Trot on the right diagonal around the corner and until even with A.
7. Stop and back. Exit at sitting trot.



Pattern Provided by Rhonda Replogle

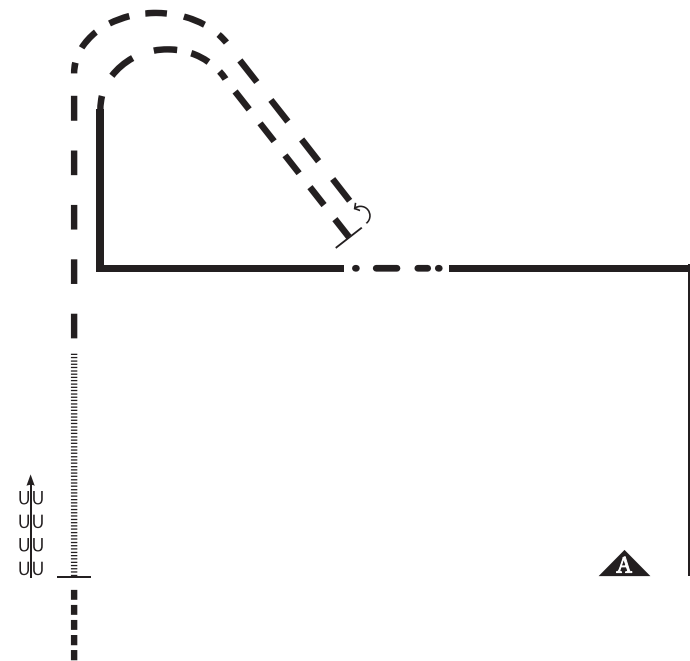
[www.wavelengthdesign.com](http://www.wavelengthdesign.com)



# EQUITATION

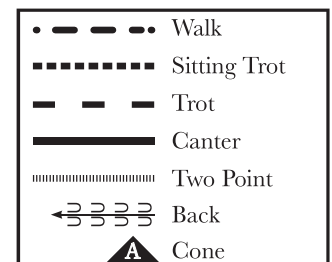
(All Youth & Amateur)

Round 1



Be ready at A.

1. Canter on the right lead and counter canter the corner.
2. Walk two horse lengths.
3. Canter on the left lead and counter canter the corner.
4. Trot on the left diagonal around the curve to the center.
5. Stop and turn 180 degrees on the forehand to the left.
6. Trot on the right diagonal around the corner and halfay down line.
7. Move into a two point position and continue trotting until even with A.
8. Stop and back. Exit at sitting trot.



Pattern Provided by Rhonda Replogle

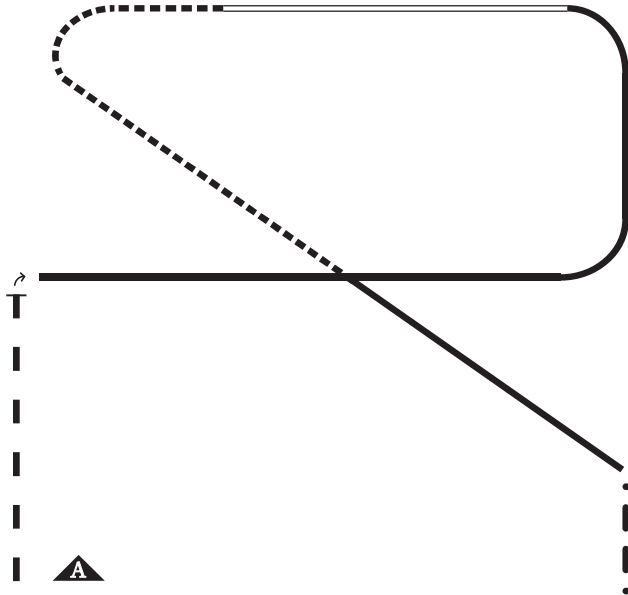
[www.wavelengthdesign.com](http://www.wavelengthdesign.com)



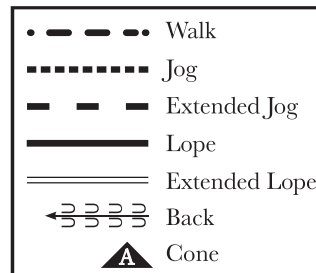
# HORSEMANSHIP

(L1/Novice Youth & L1/Novice Amateur)

Round 1



- Begin at A
1. Extend jog. Stop.
  2. 90 degree turn right.
  3. Lope left lead.
  4. Extend lope left lead.
  5. Break to jog and jog corner to center.
  6. Lope right lead.
  7. Walk until even with A.
- Pattern ends at A



Pattern Provided by Daren Wright

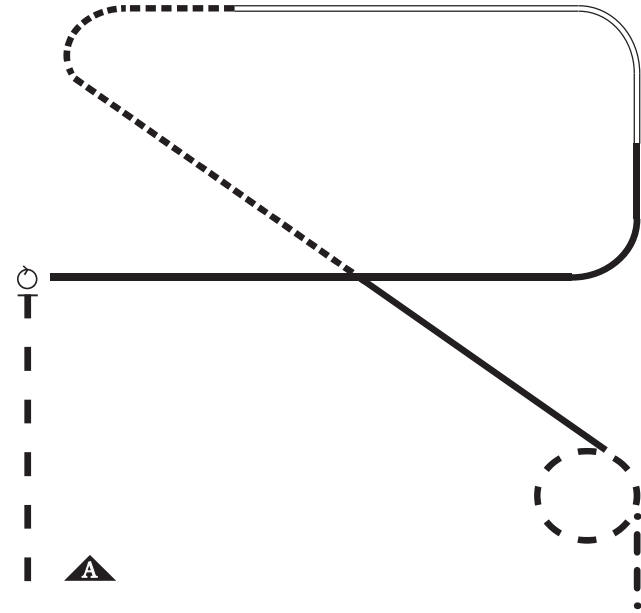
www.wavelengthdesign.com



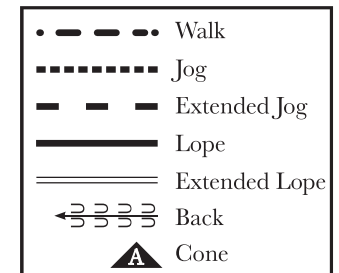
# HORSEMANSHIP

(Youth & Amateur)

Round 1



- Begin at A
1. Extend jog. Stop.
  2. 450 degree turn right.
  3. Lope left lead.
  4. Extend lope left lead.
  5. Break to jog and jog corner to center.
  6. Lope right lead.
  7. Break to jog and jog small circle to right.
  8. Walk until even with A.
- Pattern ends at A



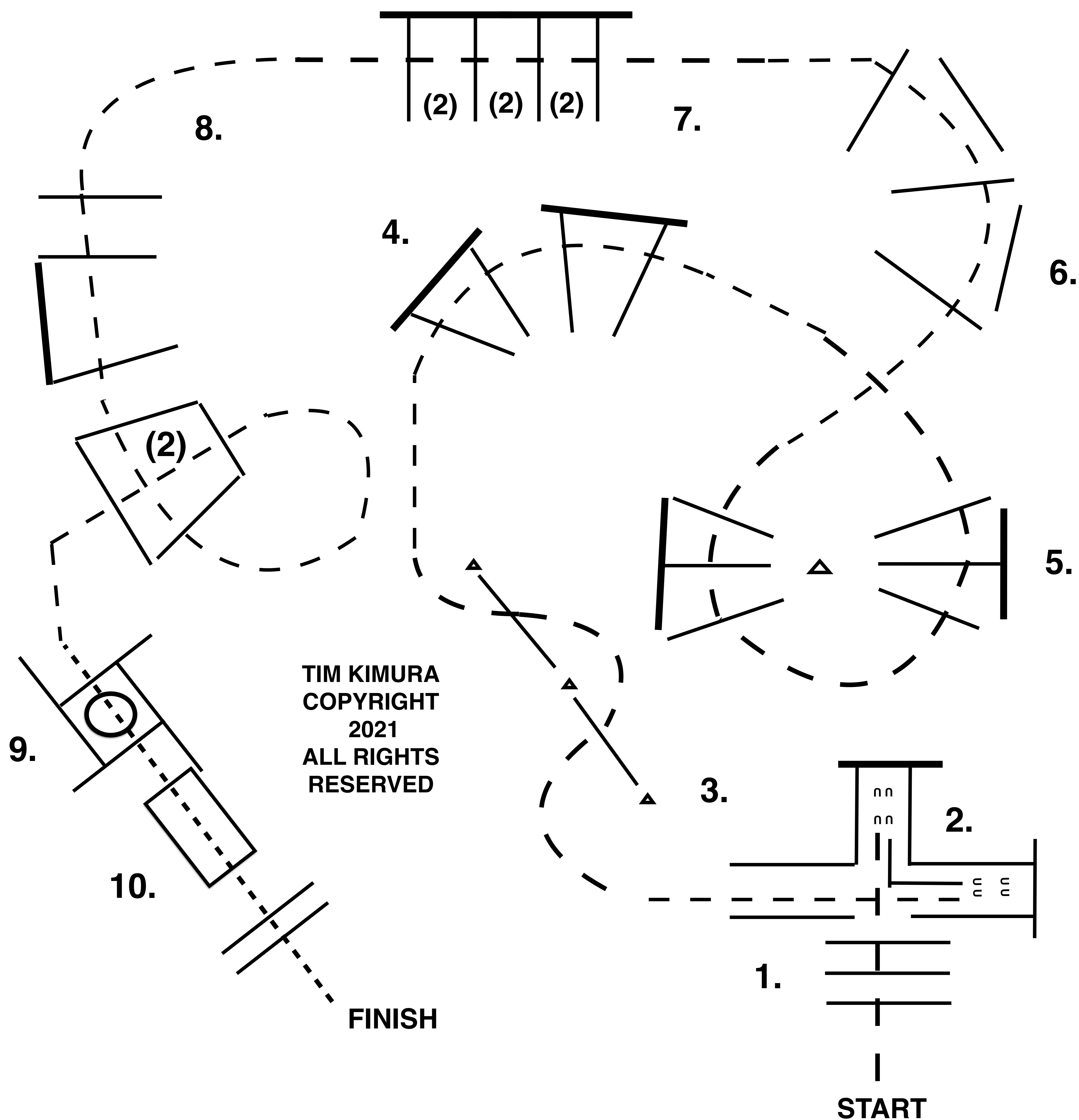
Pattern Provided by Daren Wright

www.wavelengthdesign.com



2021 FLORIDA GULF COAST  
TUESDAY JAN 5TH

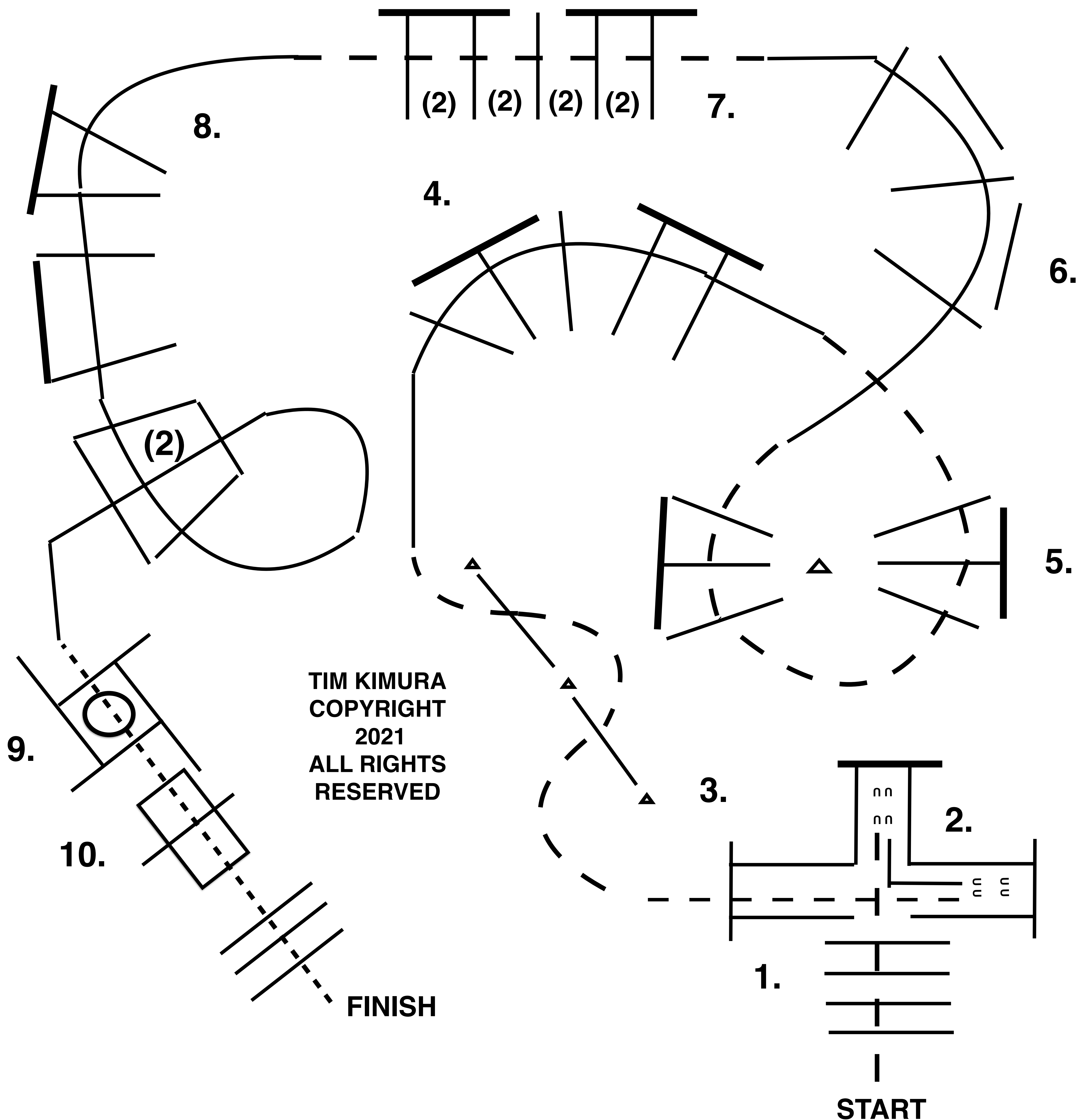
SMALL FRY TRAIL, & NSBA  
L1 AMATEUR WT, APHA NOVICE AMATEUR WT, & NSBA  
L1 YOUTH WT, APHA NOVICE YOUTH WT, & NSBA



1. JOG OVER POLES, JOG INTO AND STOP IN CHUTE.
2. BACK THROUGH "L"
3. JOG OUT CHUTE, JOG OVER POLES, JOG THROUGH SERPENTINE.
4. JOG OVER POLES.
5. JOG OVER POLES.
6. JOG OVER POLES.
7. BREAK TO THE JOG, JOG OVER POLES.
8. LOPE OVER POLES (LL).
9. STOP OR BREAK TO THE WALK, WALK INTO BOX, EXECUTE A 360 TURN EITHER DIRECTION, WALK OUT BOX.
10. WALK OVER BRIDGE, WALK OVER POLES.

**2021 FLORIDA GULF COAST  
TUESDAY JAN 5TH**

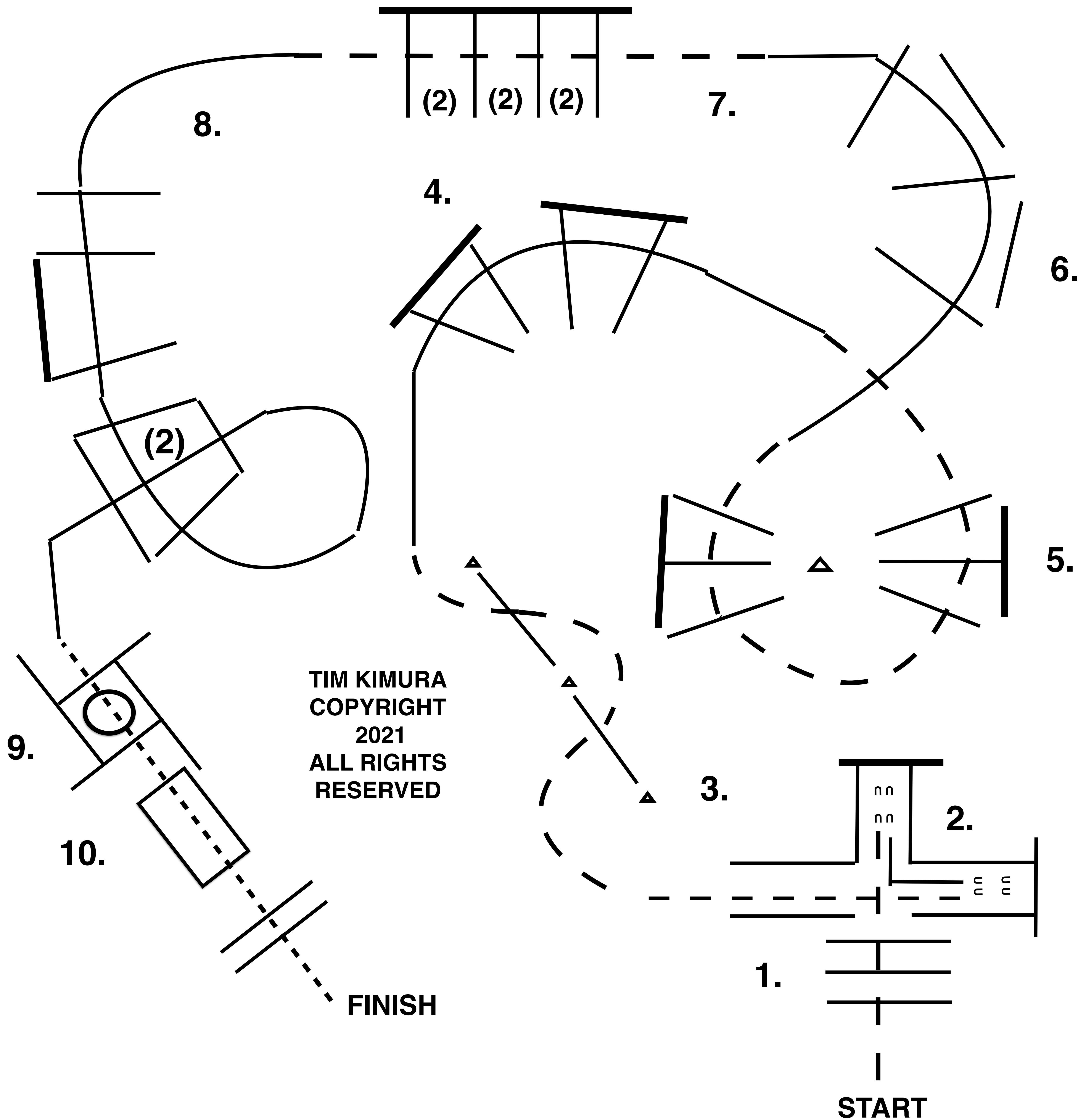
YOUTH 13 & UNDER AQHA, NSBA, APHA, NSBA  
 YOUTH 14-18 AQHA, NSBA, APHA, NSBA  
 AMATEUR AQHA (L2,L3), NSBA, APHA, NSBA  
 SELECT AQHA (L2,L3), NSBA, MASTERS APHA, NSBA  
 SENIOR AQHA (L2,L3), NSBA, APHA, NSBA



1. JOG OVER POLES, JOG INTO AND STOP IN CHUTE.
2. BACK THROUGH "L"
3. JOG OUT CHUTE, JOG OVER POLES, JOG THROUGH SERPENTINE.
4. LOPE OVER POLES (RL).
5. BREAK TO THE JOG, JOG OVER POLES.
6. LOPE OVER POLES (LL).
7. BREAK TO THE JOG, JOG OVER POLES.
8. LOPE OVER POLES (LL).
9. STOP OR BREAK TO THE WALK, WALK INTO BOX, EXECUTE A 360 TURN EITHER DIRECTION, WALK OUT BOX.
10. WALK OVER BRIDGE, WALK OVER POLES.

**2021 FLORIDA GULF COAST  
TUESDAY JAN 5TH**

L1/GREEN SENIOR, L1/JUNIOR, APHA GREEN & NSBA  
JUNIOR L2,L3, APHA JUNIOR, & NSBA  
L1 AMATEUR, APHA NOVICE AMATEUR, & NSBA  
L1 YOUTH, APHA NOVICE YOUTH, & NSBA



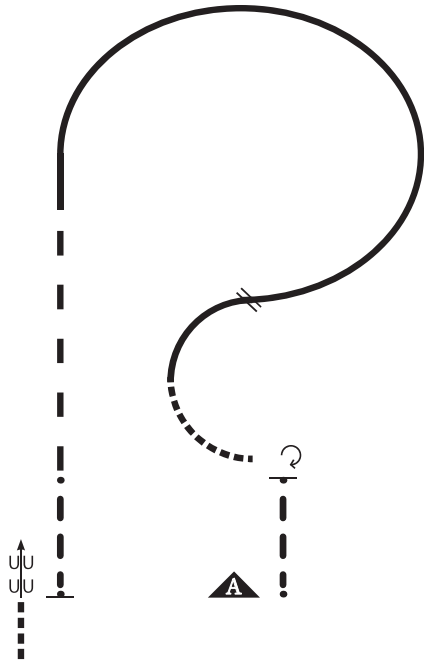
1. JOG OVER POLES, JOG INTO AND STOP IN CHUTE.
2. BACK THROUGH "L"
3. JOG OUT CHUTE, JOG OVER POLES, JOG THROUGH SERPENTINE.
4. LOPE OVER POLES (RL).
5. BREAK TO THE JOG, JOG OVER POLES.
6. LOPE OVER POLES (LL).
7. BREAK TO THE JOG, JOG OVER POLES.
8. LOPE OVER POLES (LL).
9. STOP OR BREAK TO THE WALK, WALK INTO BOX, EXECUTE A 360 TURN EITHER DIRECTION, WALK OUT BOX.
10. WALK OVER BRIDGE, WALK OVER POLES.



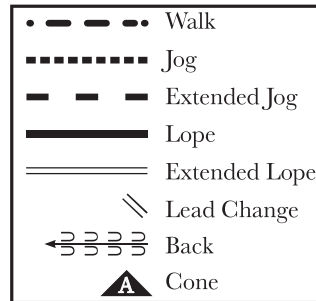
# HORSEMANSHIP

(L1/Novice Youth & L1/Novice Amateur)

Round 2



1. Walk two horse lengths and pivot 3/4 turn right.
2. Jog 1/4 circle, lope right lead 1/4 circle.
3. Change leads and begin a circle to the left.
4. Do not close circle, break to an extended jog.
5. Break to a walk and walk two horse lengths.
6. When even with cone, stop and back one horse length.
7. Exit at a jog, pattern is complete.



Pattern Provided by Gayle Lampinen

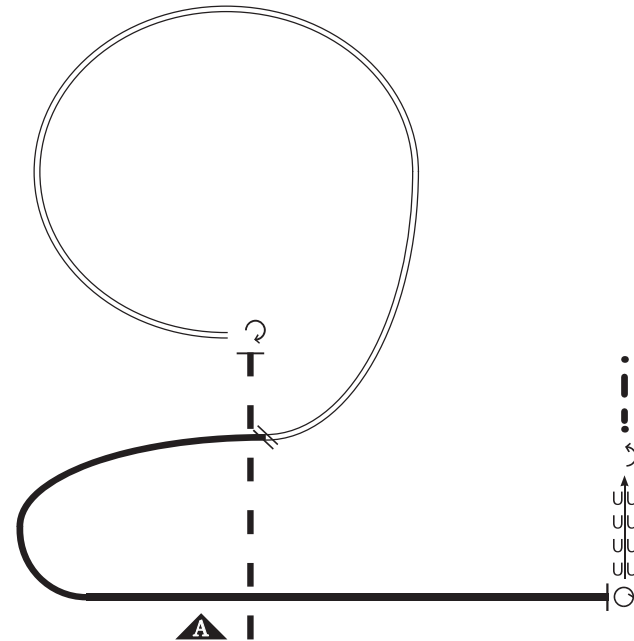
[www.wavelengthdesign.com](http://www.wavelengthdesign.com)



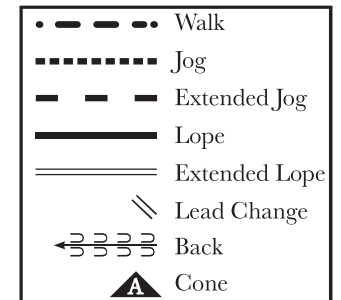
# HORSEMANSHIP

(Youth & Amateur)

Round 2



1. Extended jog to middle of pattern.
2. 270 degree turn right on haunches.
3. Right lead lope fast circle.
4. Change leads.
5. Collect the left lead lope, stop.
6. 450 degree turn right on haunches.
7. Back two horse lengths.
8. 180 degree turn left on haunches.
9. Exit at walk.



Pattern Provided by Gayle Lampinen

[www.wavelengthdesign.com](http://www.wavelengthdesign.com)

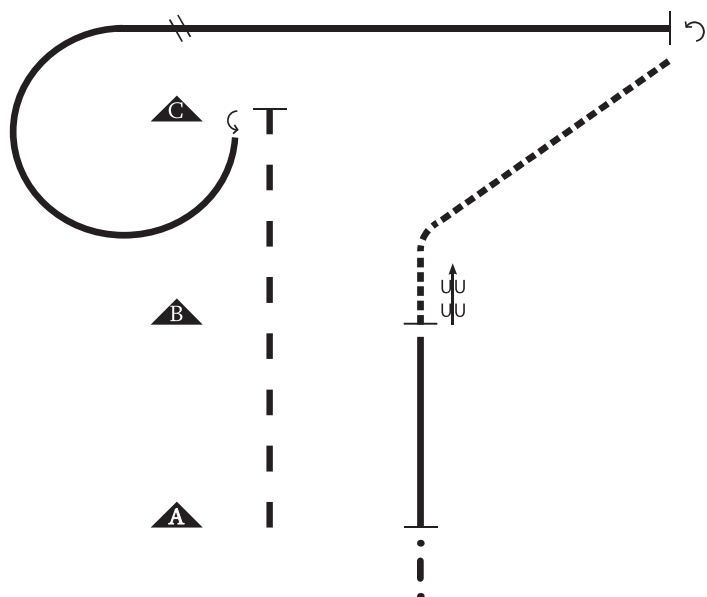




# EQUITATION

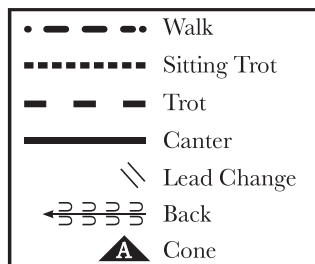
(L1/Novice Youth & L1/Novice Amateur)

Round 2



Start at A.

1. Right diagonal trot to B.
2. Change diagonals at B, left diagonal trot to C.
3. Stop, 180 degree turn left on the forehand.
4. Canter right lead 3/4 circle.
5. When even with C change leads and canter left lead straight line. **Simple or flying.**
6. Stop, 225 degree turn left on the haunches.
7. Sitting trot to B, stop and back.
8. Canter left lead to A.
9. Stop, walk to exit.



Pattern Provided by Daren Wright

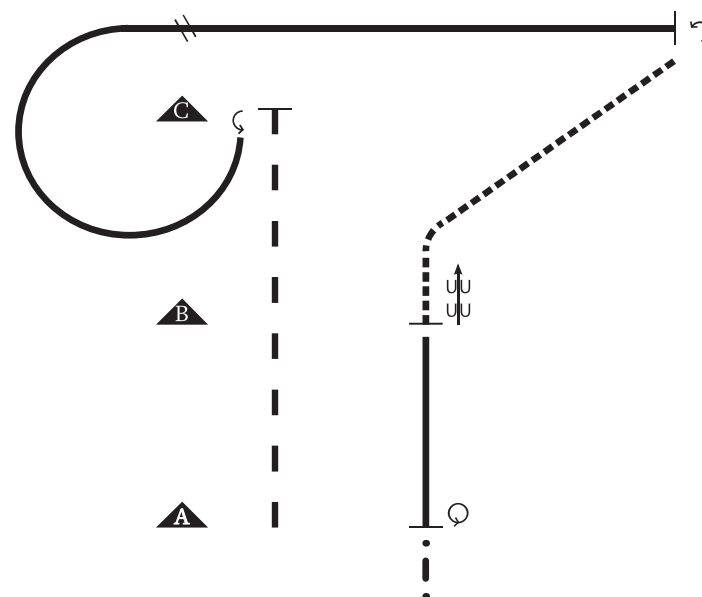
www.wavelengthdesign.com



# EQUITATION

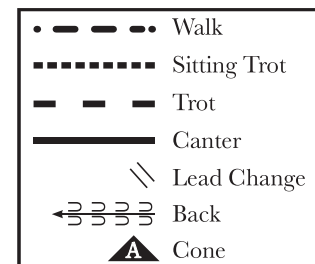
(All Youth & Amateur)

Round 2



Start at A.

1. Right diagonal trot to B.
2. Change diagonals at B, left diagonal trot to C.
3. Stop, 180 degree turn left on the forehand.
4. Canter right lead 3/4 circle.
5. When even with C change leads and canter left lead straight line. **Simple or flying.**
6. Stop, 225 degree turn left on the haunches.
7. Sitting trot to B, stop and back.
8. Canter left lead to A.
9. Stop, 360 degree turn right on the forehand. Walk to exit.



Pattern Provided by Daren Wright

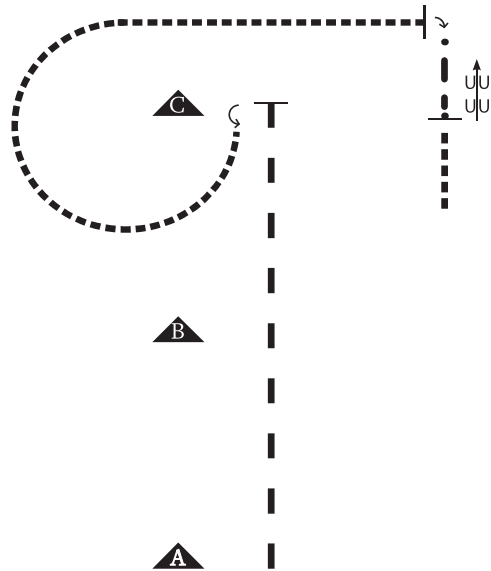
www.wavelengthdesign.com



# EQUITATION

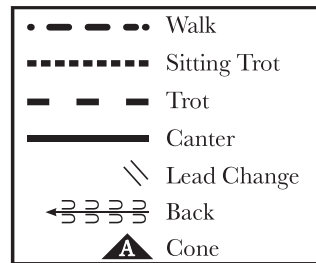
(All Walk Trot & Small Fry)

Round 2



Start at A.

1. Right diagonal trot to B.
2. Change diagonals at B, left diagonal trot to C.
3. Stop, 180 degree turn left on the haunches.
4. Sitting trot 3/4 circle and straight line.
5. Stop, 90 degree turn right on the forehand.
6. Walk to C, stop and back.
7. Exit at sitting trot.



Pattern Provided by Daren Wright

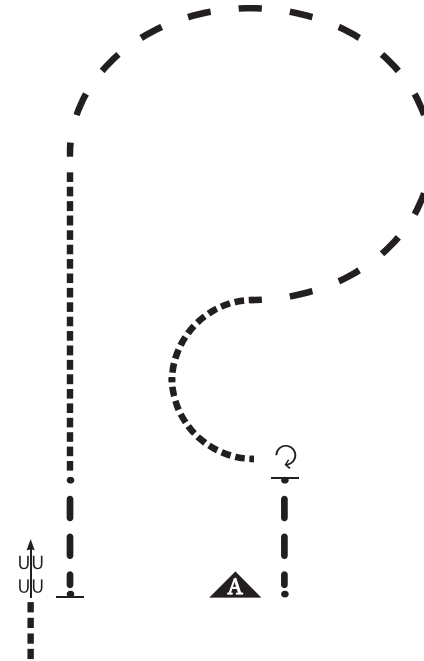
[www.wavelengthdesign.com](http://www.wavelengthdesign.com)



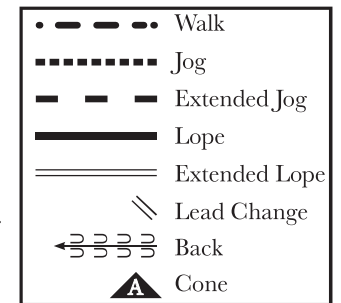
# HORSEMANSHIP

(All Walk Trot & Small Fry)

Round 2



1. Walk two horse lengths and pivot 3/4 turn right.
2. Jog 1/2 circle.
3. Extended jog and begin circle to the left.
4. Do not close circle, slow to a jog.
5. Break to a walk and walk two horse lengths.
6. When even with cone, stop and back one horse length.
7. Exit at a jog, pattern is complete.



Pattern Provided by Gayle Lampinen

[www.wavelengthdesign.com](http://www.wavelengthdesign.com)

# All Ranch Trail (including VRH)

## Tuesday, January 5

