

THE Madness

PRESENTED BY SOQHA

May 7-16, 2021
World Equestrian Center
Wilmington, OH
 10 AQHA Shows - 3 NSBA D/A Shows
 AQHA, NSBA, SOQHA, OQHA Approved

Special Thank You To Our Major Sponsors:



Pattern book - all divisions

Western Riding	All L1/Green/Novice	All Others
Round 1 – May 8	Green 2	Regular 9
Round 2 – May 13	Green 4	Regular 7
Round 3 – May 16	Green 1	Regular 1

Youth Reining – Pattern 11

Special thank you to our show sponsors:

- | | | |
|--------------------------------------|---------------------------------|---------------------------------|
| The Pony Express Veterinary Hospital | Ryan Cottingim Show Horses | Noiseux Show Horses |
| Courtsey Promotions | Masterson Farms | DeGraff Stables |
| Powder Brook Farms | Laurie Hickok/Beal Quarter | Chris Gray Performance Horses |
| Bernatowicz Show Horses | Horses/Oliver Farms | Rosie Sheffer – Rose Haven Farm |
| Carbide Probes | Rusty Green Show Horses | Puthoff Performance Horses |
| Wade Black Quarter Horses | RV Quarter horses | Mathis Show Horses |
| Blake Britton Show Horses | Baker Show Horses | Triple Challenge Futurity |
| Gil Galyean Show Horses | Zuidema Pleasure Horses | Thyfault Quarter Horses |
| JL Robinson Quarter Horses | Florida Georgia Line | Mil Max Training Center |
| Trein Training Center | Espuela Ranch – Mike Hachtel | Jess Berganzel Show Horses |
| Piper Performance Horses | Hutchinson Performance Horses | Jones Performance Horses |
| Parrish Quarter Horses | Jeff Greaves Performance Horses | |

2021 SOQHA The Madness

The following classes indicate which classes count towards each high point award.

Please note that you must show in your respective halter class each time it is offered to qualify. WJ is excluded.

Level 2 & Level 3 count into your respective high point awards.

Small Fry

Small Fry Showmanship
Small Fry Horsemanship
Small Fry Western Pleasure
Small Fry Equitation
Small Fry Hunter Under Saddle
Small Fry Trail

L1 Amateur Walk/Jog

L1 Amateur W/T HUS
L1 Amateur W/T Equitation
L1 Amateur W/T Trail
L1 Amateur W/T Pleasure
L1 Amateur W/T Horsemanship

L1 Youth Walk/Jog

L1 Youth W/T HUS
L1 Youth W/T Equitation
L1 Youth W/T Trail
L1 Youth W/T Pleasure
L1 Youth W/T Horsemanship

L1/Novice Youth

Novice Youth Showmanship
Novice Youth Horsemanship
Novice Youth Hunter Under Saddle
Novice Youth Equitation
Novice Youth Western Riding
Novice Youth Trail
Youth 3 year old, Aged or Perf Geldings
Youth 3 year old, Aged or Performance Mares

13 & under Youth

13 & under Showmanship
13 & under Horsemanship
13 & under Western Pleasure
13 & under Equitation
13 & under Hunter Under Saddle
Youth Trail (L2/3)
Youth Western Riding
Youth Barrels
Youth Poles
Youth Stake Race
Youth Reining
Youth Geldings 3 & over OR Youth Performance Geldings
Youth Mares 3 & over OR Youth Performance Mares

L3 14-18 Youth

L3 14-18 Showmanship
L3 14-18 Horsemanship
14-18 Western Pleasure
L3 14-18 Equitation
14-18 Hunter Under Saddle
L3 Youth Trail
Youth Western Riding
Youth Barrels
Youth Poles
Youth Stake Race

Youth Reining

Youth Geldings 3 & over OR Youth Performance Geldings
Youth Mares 3 & over OR Youth Performance Mares

L2 14-18 Youth

L2 14-18 Showmanship
L2 14-18 Horsemanship
14-18 Western Pleasure
L2 14-18 Equitation
14-18 Hunter Under Saddle
L2 Youth Trail
Youth Western Riding
Youth Barrels
Youth Poles
Youth Stake Race
Youth Reining
Youth Geldings 3 & over OR Youth Performance Geldings
Youth Mares 3 & over OR Youth Performance Mares

L1/Novice Amateur

Novice Amateur Showmanship
Novice Amateur Horsemanship
Novice Amateur Western Pleasure
Novice Amateur Hunter Under Saddle
Novice Amateur Equitation
Novice Amateur Western Riding
Novice Amateur Trail
Amateur 3 year old, Aged or Perf Geldings
Amateur 3 year old, Aged or Perf Mares

L3 Amateur

Amateur Pleasure Driving
L3 Amateur Showmanship
L3 Amateur Horsemanship
Amateur Western Pleasure
L3 Amateur Equitation
Amateur Hunter Under Saddle
L3 Amateur Trail
Amateur Western Riding
Amateur 3 year old, Aged or OR Amateur Performance Stallions
Amateur 3 year old, Aged or OR Amateur Performance Geldings
Amateur 3 year old, Aged or OR Amateur Performance Mares

L2 Amateur

Amateur Pleasure Driving
L2 Amateur Showmanship
L2 Amateur Horsemanship
Amateur Western Pleasure
L2 Amateur Equitation
Amateur Hunter Under Saddle
L2 Amateur Trail
Amateur Western Riding
Amateur 3 year old, Aged or OR Amateur Performance Stallions
Amateur 3 year old, Aged or OR Amateur Performance Geldings
Amateur 3 year old, Aged or OR Amateur Performance Mares

L3 Select Amateur

Amateur Pleasure Driving
L3 Select Amateur Showmanship
L3 Select Amateur Horsemanship
Select Amateur Western Pleasure
Select Amateur Equitation
Select Amateur Hunter Under Saddle
L3 Select Amateur Trail
Select Amateur Western Riding
Amateur 3 year old, Aged or OR Amateur Performance Stallions
Amateur 3 year old, Aged or OR Amateur Performance Geldings
Amateur 3 year old, Aged or OR Amateur Performance Mares

L2 Select Amateur

Amateur Pleasure Driving
L2 Select Amateur Showmanship
L2 Select Amateur Horsemanship
Select Amateur Western Pleasure
Select Amateur Equitation
Select Amateur Hunter Under Saddle
L2 Select Amateur Trail
Select Amateur Western Riding
Amateur 3 year old, Aged or OR Amateur Performance Stallions
Amateur 3 year old, Aged or OR Amateur Performance Geldings
Amateur 3 year old, Aged or OR Amateur Performance Mares

L1/Green Horse

Green Hunter Under Saddle
Green Western Pleasure
Green Western Riding - Junior or Senior
Green Trail - Junior or Senior
Open Stallions - 3 year olds, Aged, Performance
Open Mares - 3 year olds, Aged, Performance
Open Geldings - 3 year olds, Aged, Performance

L3 Open Horse - Junior AND Senior offered

Pleasure Driving
L3 Hunter Under Saddle - Jr or Sr
L3 Trail - Jr or Sr
L3 Sr OR Junior Western Riding
L3 Western Pleasure - Jr or Sr
Open Stallions - 3 year olds, Aged, Performance
Open Mares - 3 year olds, Aged, Performance
Open Geldings - 3 year olds, Aged, Performance

L2 Open Horse - Junior AND Senior offered

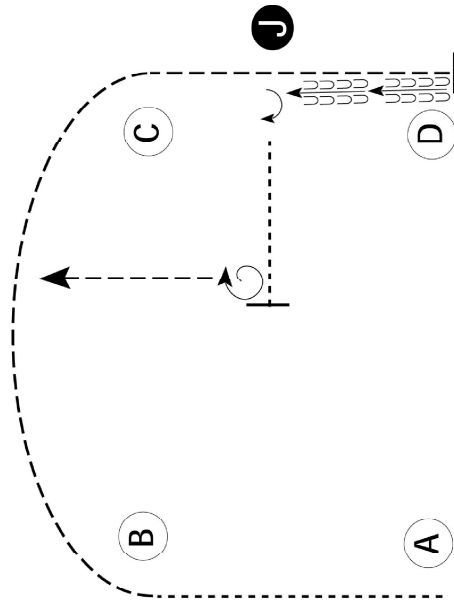
Pleasure Driving
L2 Hunter Under Saddle - Jr or Sr
L2 Trail - Jr or Sr
L2 Sr OR Junior Western Riding
L2 Western Pleasure - Jr or Sr
Open Stallions - 3 year olds, Aged, Performance
Open Mares - 3 year olds, Aged, Performance
Open Geldings - 3 year olds, Aged, Performance

Pre Madness

Showmanship (All Novice)

Show Date:

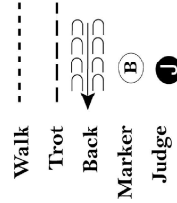
May 7, 2021



Be ready at A.

1. ~~Walk~~ B. Walk two horse lengths towards B.
2. Trot to and around C and to D.
3. Stop at D and back until even with judge.
4. Perform a 1/4 turn and set up for inspection.
5. When dismissed, walk to center of pattern.
6. Stop and perform a 1 1/4 turn. Trot to exit.

Follow the instructions of your ring steward.



[S/1]

Pattern Provided by:

Tina Anderson

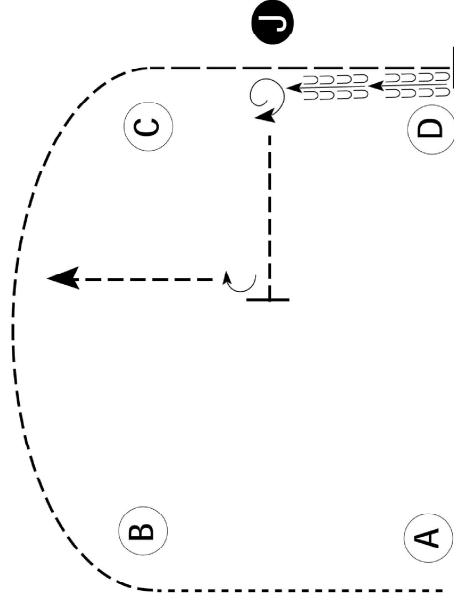
©2021 HorseShowPatterns.com. All Rights Reserved.

Pre Madness

Showmanship (Youth and Amateur, Select)

Show Date:

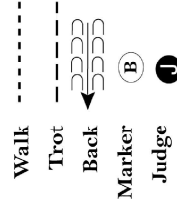
May 7, 2021



Be ready at A.

1. ~~Walk~~ B. Walk 2 horse lengths toward B.
2. Trot to C.
3. Extend the trot to D.
4. Stop at D and back until even with judge.
5. Perform a 1 1/4 turn and set up for inspection.
6. When dismissed, trot to center of pattern.
7. Stop and perform a 1/4 turn. Trot to exit.

Follow the instructions of your ring steward.



[S/7]

Pattern Provided by:

Tina Anderson

©2021 HorseShowPatterns.com. All Rights Reserved.

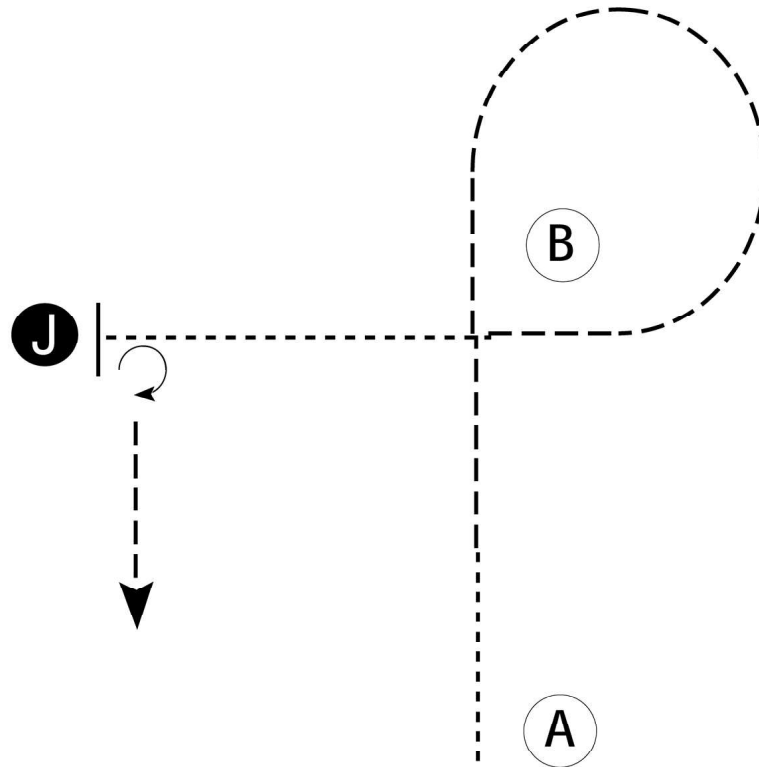
Pre Madness

Showmanship (Small Fry)

Show Date:

w w w . H o r s e S h o w P a t t e r n s . c o m

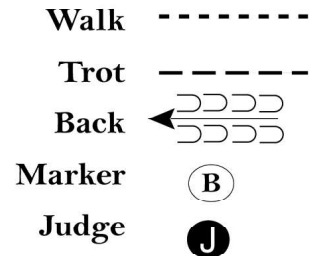
w w w . H o r s e S h o w P a t t e r n s . c o m



Be ready at A.

1. Walk halfway to B.
2. Trot to and around B as shown.
3. When just past B, walk to judge and set up for inspection.
4. When dismissed, perform a 270 degree turn and trot away.

Follow the instructions of your ring steward.



[S/1-79]

Pattern Provided by:

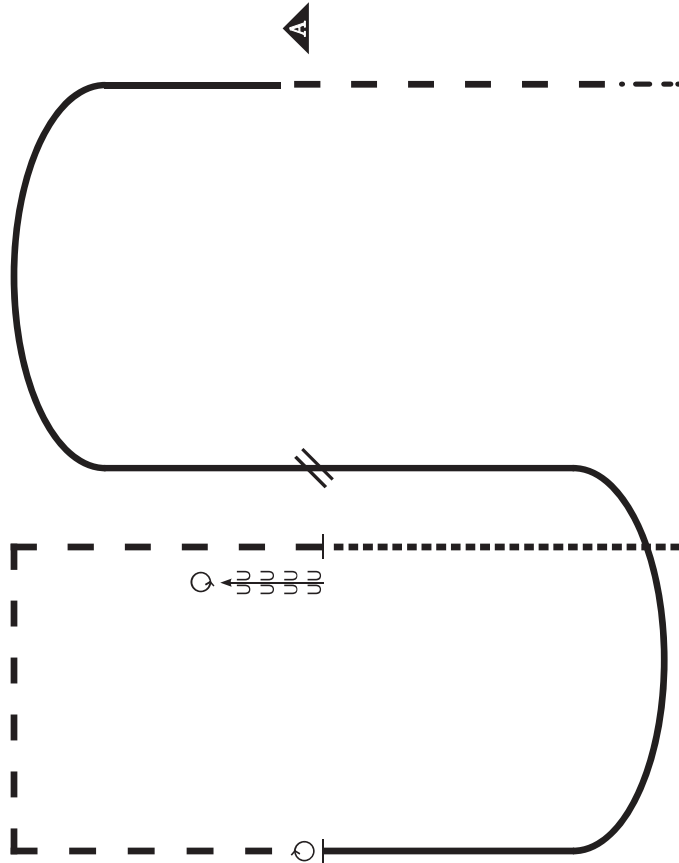
Tina Anderson



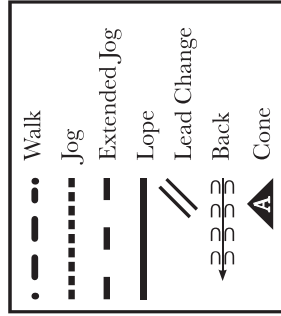
HORSEMANSHIP

(L1/Novice Youth | L1/Novice Amateur)

Pre Madness
May 9, 2021



1. Enter at walk. Extended jog to cone A.
2. Lope left lead arc. Change leads in center.
3. Lope right lead arc.
4. Stop. 360° turn right.
5. Extended jog two square corners right. Stop in center.
6. Back 5 steps. 360° turn left. Exit at jog.



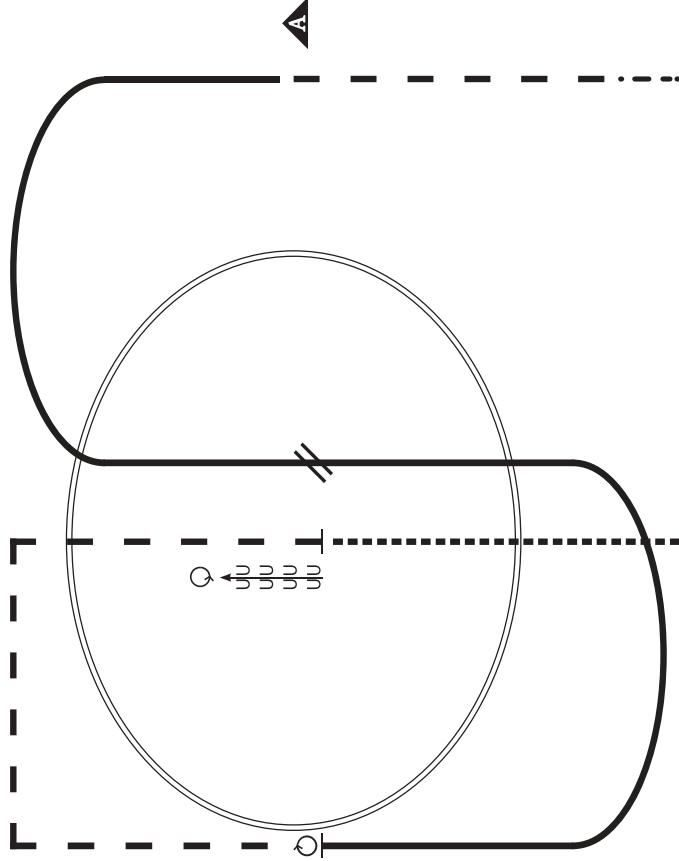
Pattern Provided by Tina Anderson



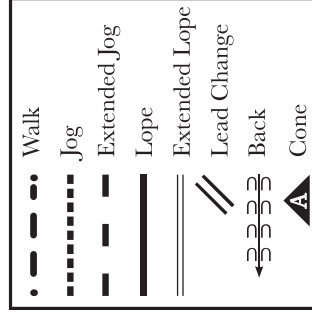
HORSEMANSHIP

(Youth 13&U | Youth 14-18 | Amateur | Select)

Pre Madness
May 9, 2021



1. Enter at walk. Extended jog to cone A.
2. Lope left lead arc. Change leads in center.
3. Lope right lead arc.
4. Stop. Drop stirrups. 360° turn right.
5. Extended lope circle to the right.
6. When complete break to extended jog. Extended jog two square corners right. Stop in center.
7. Back 5 steps. 360° turn left. Pick up stirrups. Exit at jog.



Pattern Provided by Tina Anderson

Pre Madness

Hunt Seat Equitation

May 7, 2021

Show Date:

www.HorseShowPatterns.com

Be ready at A.

1. Walk 1/2 way to B.
2. Posting trot on the left diagonal to B.
3. Sitting trot to C.
4. Posting trot on the right diagonal to D.
5. Halt at D and back approximately one horse length.

Exit at a sitting trot.

[HSE/WT-24]

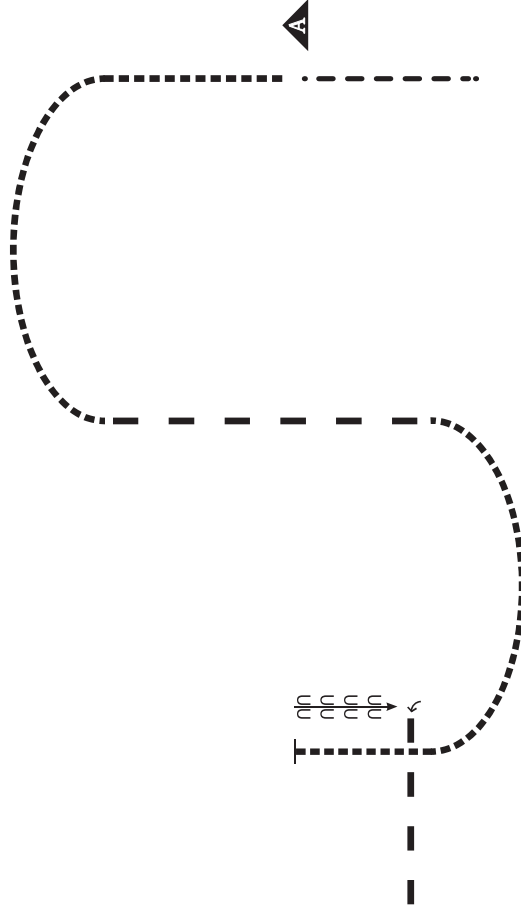
Pattern Provided by:
Tina Anderson

©2021 HorseShowPatterns.com. All Rights Reserved.



HORSEMANSHIP

(All Walk-Trot | Small Fry)
Pre Madness
May 9, 2021



1. Walk to A.
2. Jog arc to the left.
3. Extended jog line.
4. Jog arc to the right.
5. Stop. Back 5 steps.
6. 90° left. Exit at extended jog.

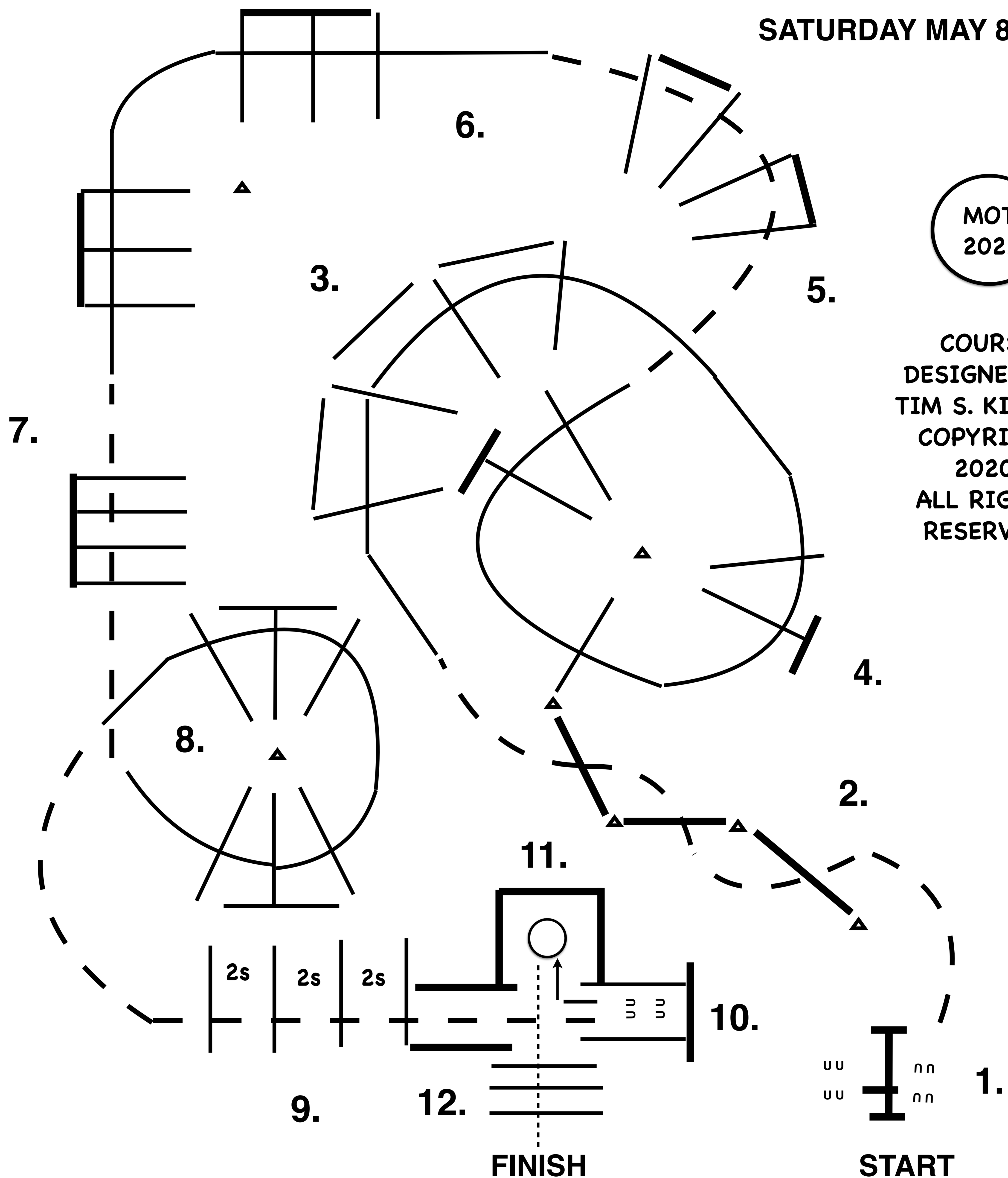
Pattern Provided by Tina Anderson



2021 THE MADNESS

AMATEUR L2,L3 AND SELECT L2,L3
YOUTH L2,L3 AND SENIOR L2,L3

SATURDAY MAY 8TH



1. SOLID GATE: LEFT HAND, OPEN RIDE
RIDE THRU AND CLOSE CLOSE.

2. JOG THROUGH SERPENTINE, JOG OVER POLES.

3. LOPE OVERS (RIGHT LEAD)

4. LOPE OVERS (RIGHT LEAD)

5. JOG OVER POLES.

6. LOPE OVERS (LEFT LEAD)

7. BREAK TO THE JOG
JOG OVER POLES.

8. LOPE OVERS (LEFT LEAD).

9. BREAK TO THE JOG,
JOG OVERS POLES
JOG INTO CHUTE.

10. BACK AROUND CORNER BETWEEN POLES.

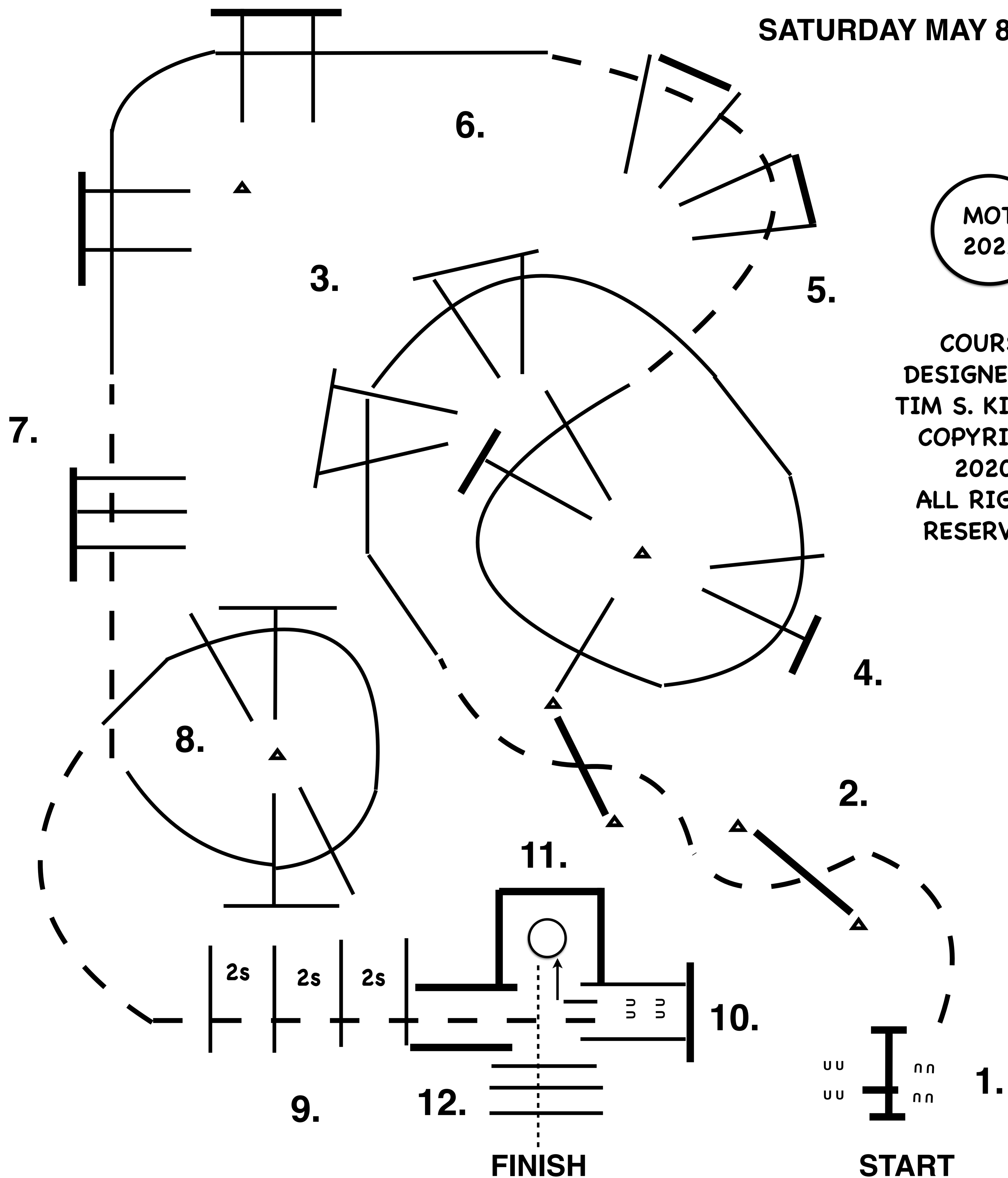
11. BOX: EXECUTE A 360 TURN EITHER WAY.

12. WALK OVER POLES.

2021 THE MADNESS

JUNIOR L1,L2,L3 - SENIOR L1
AMATEUR L1 - YOUTH L1

SATURDAY MAY 8TH



1. ROPE GATE: LEFT HAND, OPEN WALK OVER
POLE CLOSE CLOSE.

2. JOG THROUGH SERPENTINE, JOG OVER POLES.

3. LOPE OVERS (RIGHT LEAD)

4. LOPE OVERS (RIGHT LEAD)

5. JOG OVER POLES.

6. LOPE OVERS (LEFT LEAD)

7. BREAK TO THE JOG
JOG OVER POLES.

8. LOPE OVERS (LEFT LEAD).

9. BREAK TO THE JOG,
JOG OVERS POLES
JOG INTO CHUTE.

10. BACK AROUND CORNER BETWEEN POLES.

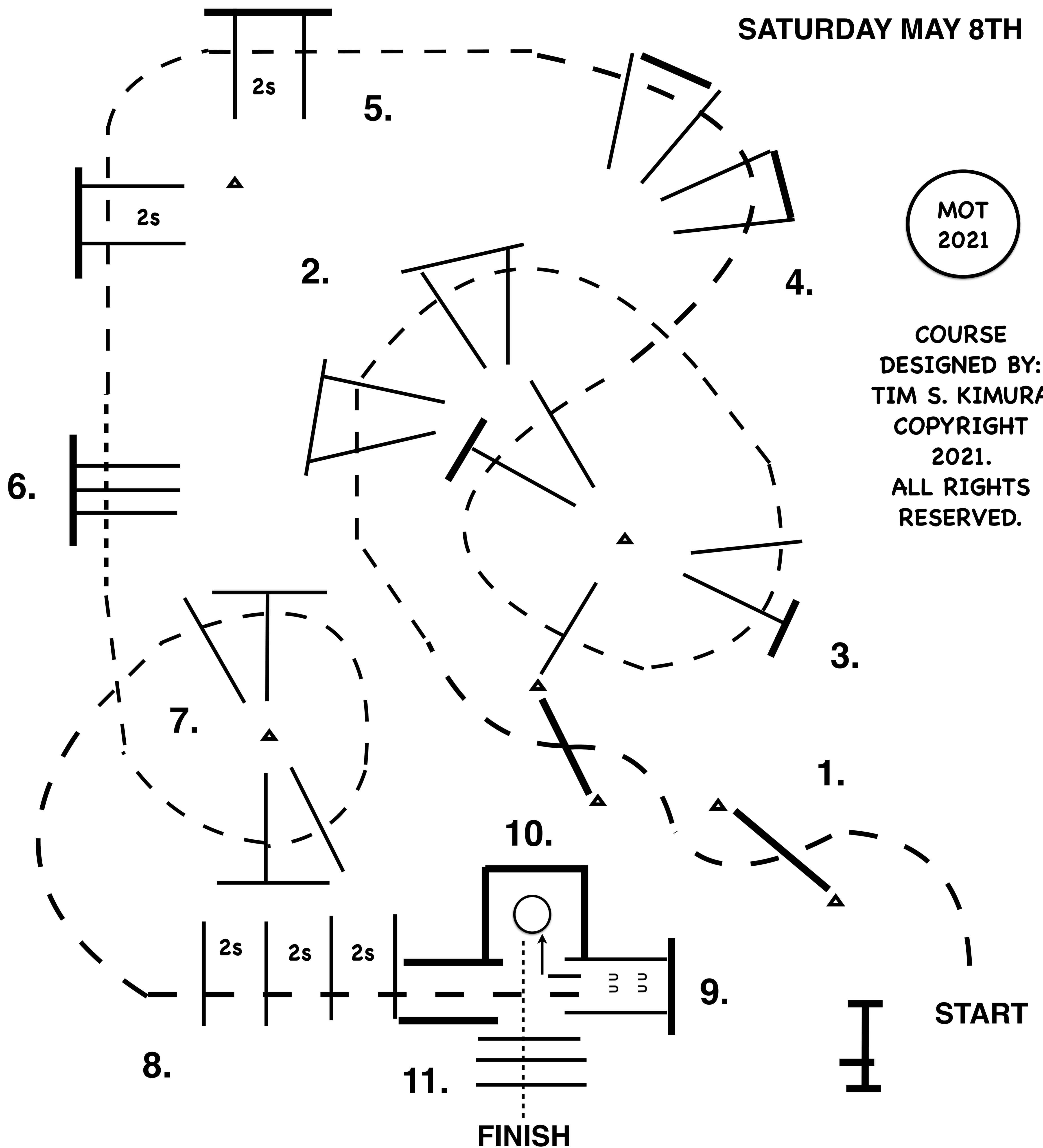
11. BOX: EXECUTE A 360 TURN EITHER WAY.

12. WALK OVER POLES.

2021 THE MADNESS

SMALL FRY L1 AMATEUR/YOUTH WT

SATURDAY MAY 8TH



1. JOG THROUGH SERPENTINE, JOG OVER POLES.
2. JOG OVER POLES.
3. JOG OVER POLES
4. JOG OVER POLES.
5. JOG OVER POLES.

6. STOP OR BREAK TO THE WALK
WALK OVER POLES.
7. JOG OVERS POLES.
8. JOG OVERS POLES
JOG INTO CHUTE.
9. BACK AROUND CORNER BETWEEN POLES.
10. BOX: EXECUTE A 360 TURN EITHER WAY.
11. WALK OVER POLES.

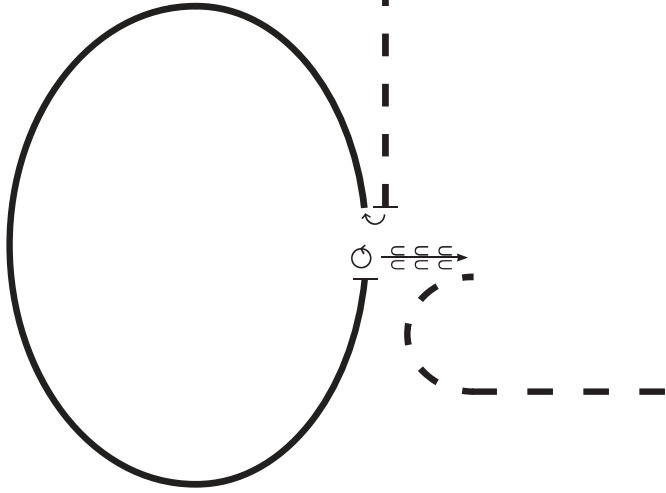


HORSEMANSHIP

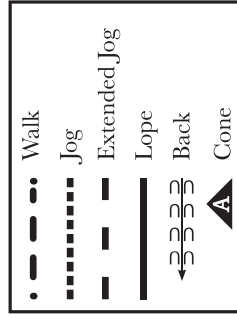
(L1/Novice Youth | L1 Novice Amateur)

Round 1

May 13, 2021



1. Begin at A, walk forward then move into extended trot executing a square corner to center of pattern.
2. Stop, 180° turn right.
3. Lope left lead circle.
4. Stop. Perform a 1 1/4 left.
5. Back at least 1 horse length.
6. Continue and extend the jog forward executing a tight u-turn and extended jog to finish.



Pattern Provided by Holly Hoyer

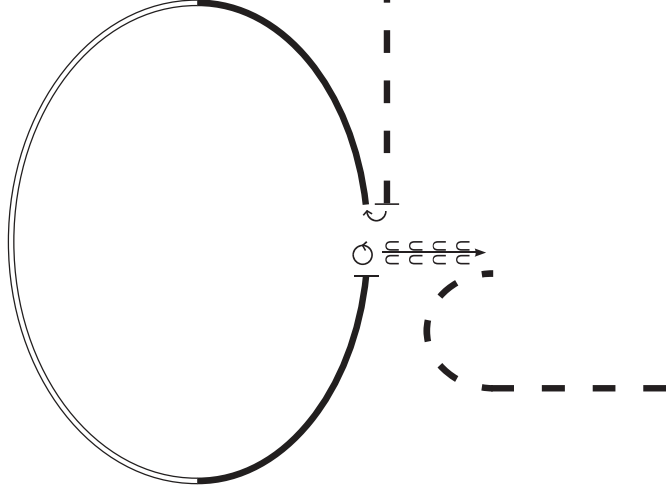


HORSEMANSHIP

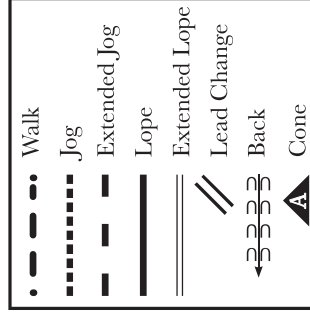
(Youth 13&U | Youth 14-18 | Amateur | Select)

Round 1

May 13, 2021



1. Begin at A, walk forward then move into extended trot executing a square corner to center of pattern.
2. Stop, roll back right.
3. Lope a quarter circle left lead, move into the extended lope for half circle, collect to lope to complete circle.
4. Stop. Perform a 1 1/4 left.
5. Back at least 2 horse lengths.
6. Continue and extend the jog forward executing a tight u-turn and extended jog to finish.



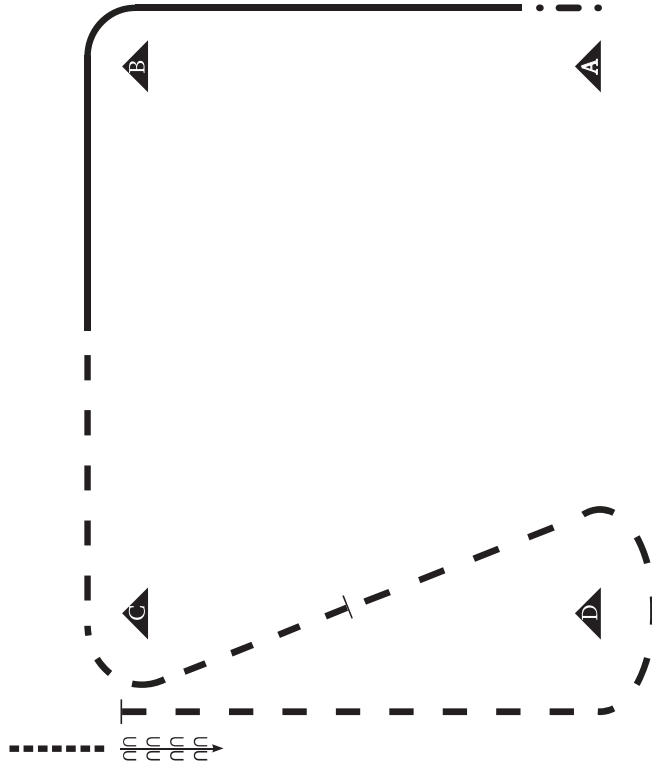
Pattern Provided by Holly Hoyer



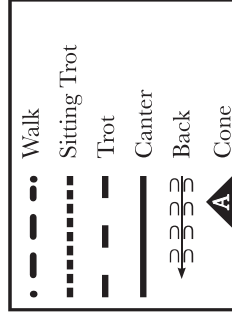


EQUITATION
(L1 Youth | L1 Amateur)
Round 1

May 11, 2021



1. Begin at A and walk forward moving into the right lead canter around B.
2. Posting trot right diagonal to the middle of C and D.
3. Halt.
4. Posting trot left diagonal around D and continue to C.
5. Halt and back.
6. Exit at sitting trot.

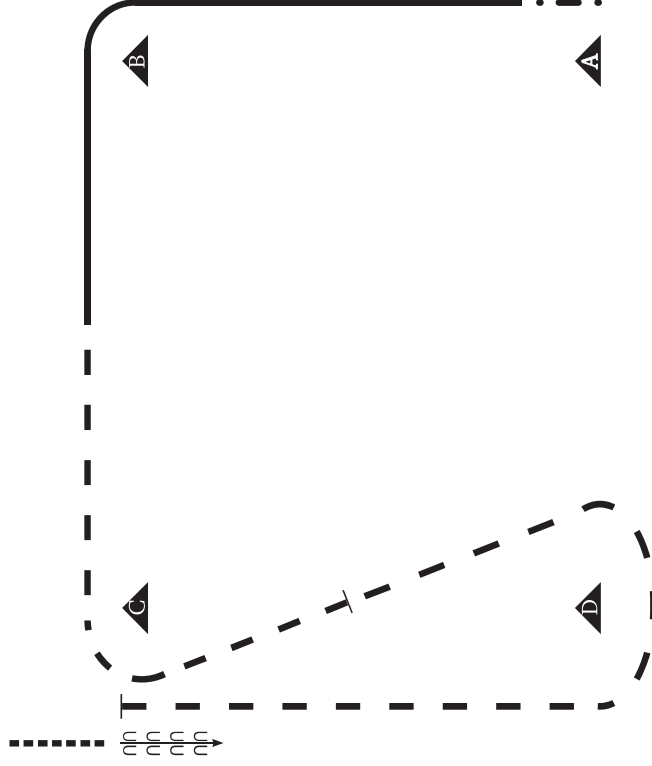


Pattern Provided by Holly Hoyer

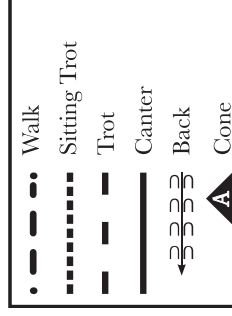


EQUITATION
(Youth 13&U | Youth 14-18 | Amateur | Select)
Round 1

May 11, 2021



1. Begin at A and walk forward moving into the right lead canter around B.
2. Posting trot right diagonal to the middle of C and D.
3. Halt, drop irons (may cross).
4. Posting trot left diagonal around D and continue to C.
5. Halt and back.
6. Exit at sitting trot.



Pattern Provided by Holly Hoyer

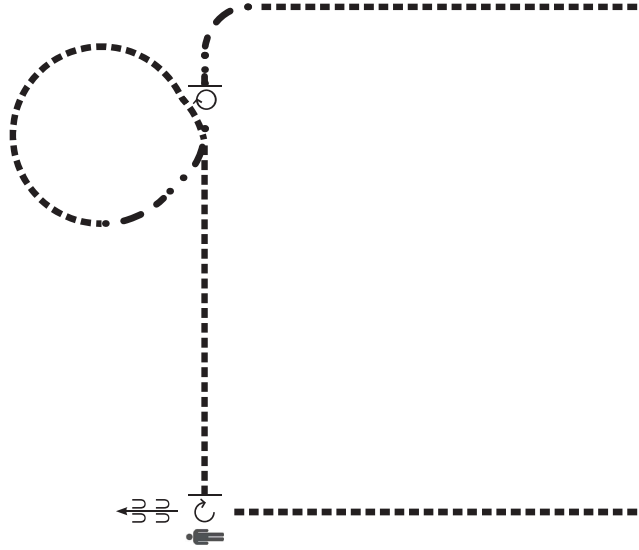




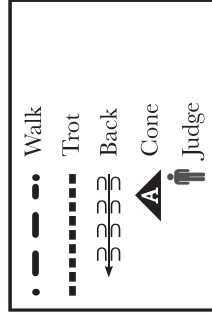
SHOWMANSHIP
(L1 Youth | L1 Amateur)
Round 1
May 11, 2021



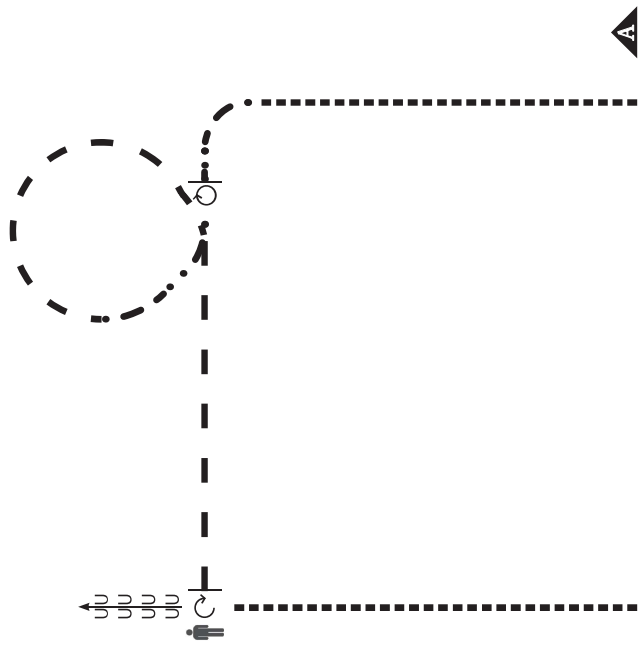
SHOWMANSHIP
(Youth 13&U | Youth 14-18 | Amateur | Select)
Round 1
May 11, 2021



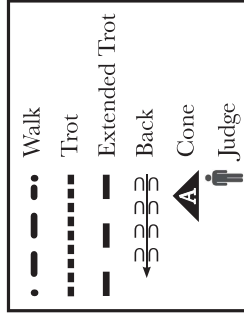
1. Begin at A and trot as shown.
2. Walk the corner and stop.
3. Perform a 360° turn.
4. Walk 1/4 circle then complete the circle in a trot and continue straight to judge.
5. Stop and set up.
6. Inspection.
7. Perform a 270° turn. Back 1 horse length.
8. Trot to finish.



Pattern Provided by Holly Hoyer

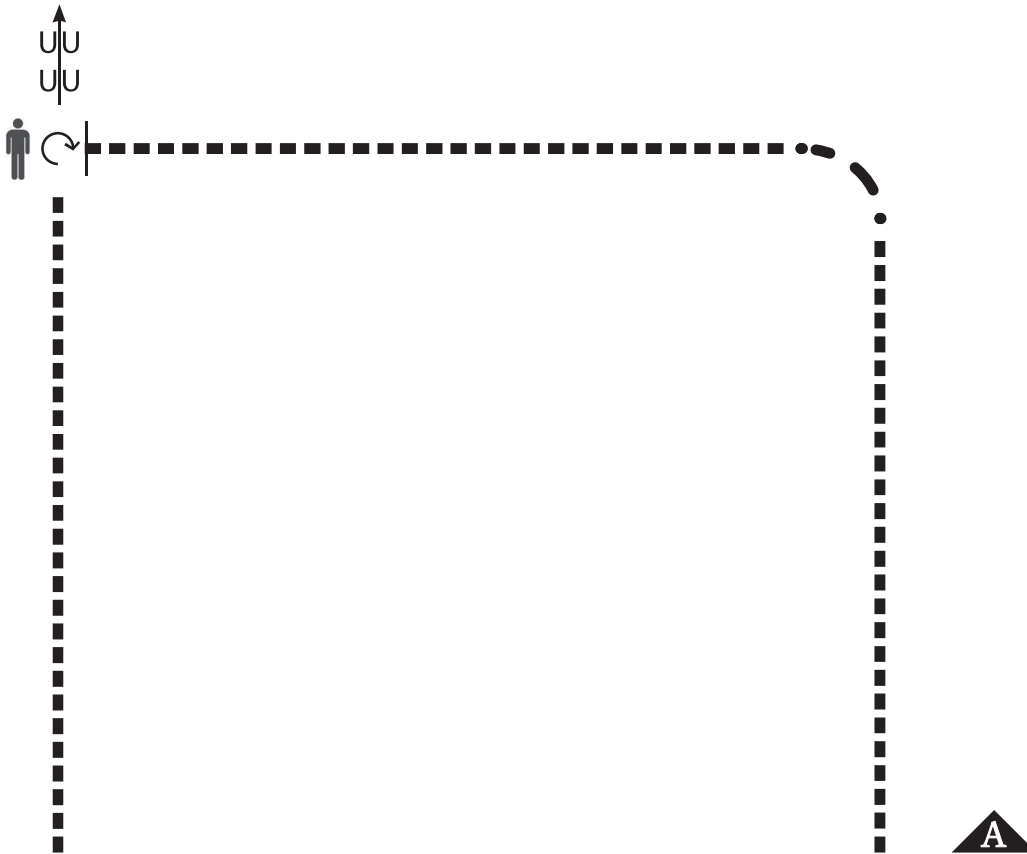


1. Begin at A and trot as shown.
2. Walk the corner and stop.
3. Perform a 360° turn.
4. Walk 1/4 circle then complete the circle in a brisk trot and continue straight to judge.
5. Stop and set up.
6. Inspection.
7. Perform a 270° turn. Back 2 horse lengths.
8. Trot to finish.

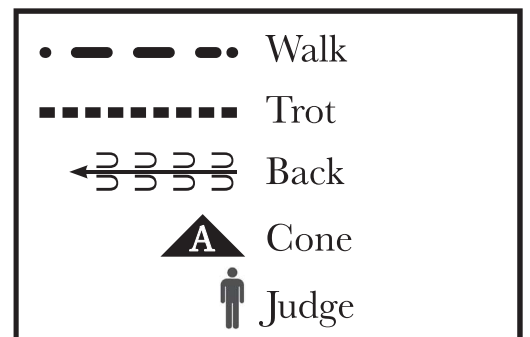


Pattern Provided by Holly Hoyer

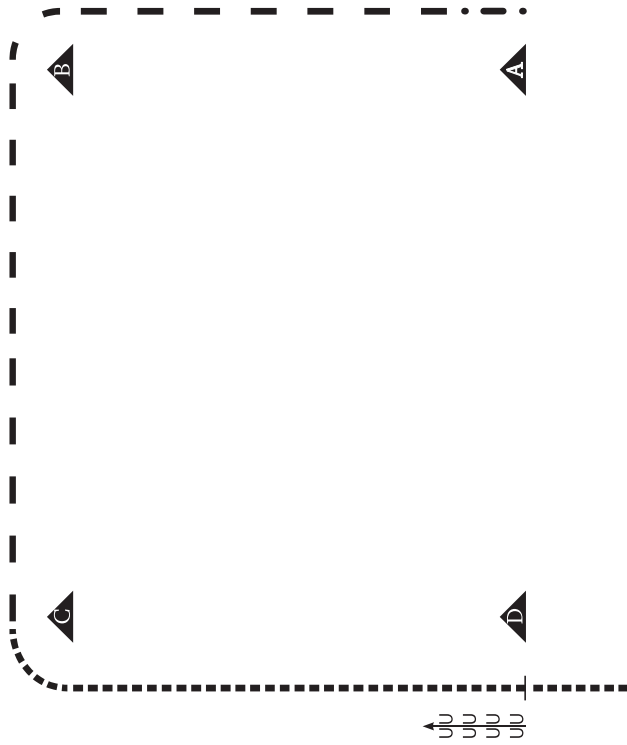




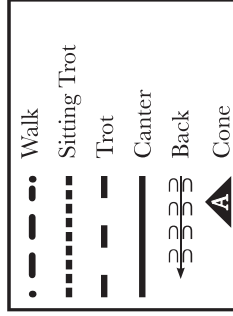
1. Begin at A and trot as shown.
2. Walk the corner.
3. Trot to judge.
4. Stop and set up.
5. Inspection.
6. Perform a 270° turn. Back 1 horse length.
7. Trot to finish.



May 11, 2021



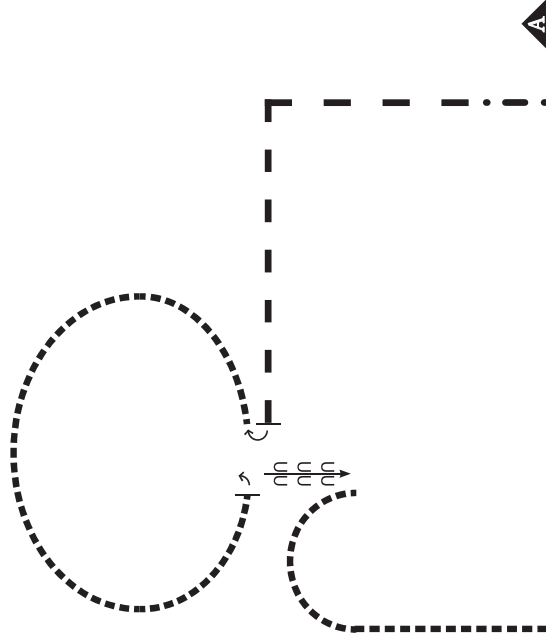
1. Begin at A and walk forward moving into the posting trot right diagonal around B.
2. Switch diagonals in the middle of B and C. Continue posting trot left diagonal to C.
3. Sitting trot around C to D.
4. Halt and back.
5. Exit at sitting trot.



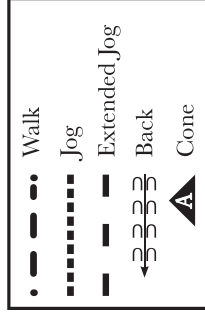
Pattern Provided by Holly Hoyer



All Walk/Trot - May 13, 2021



1. Begin at A, walk forward then move into extended trot executing a square corner to center of pattern.
2. Stop, 180° turn right.
3. Trot circle to the left.
4. Stop. Perform a 90° turn left.
5. Back 1 horse length.
6. Continue and jog forward executing a tight u-turn. Jog to exit.



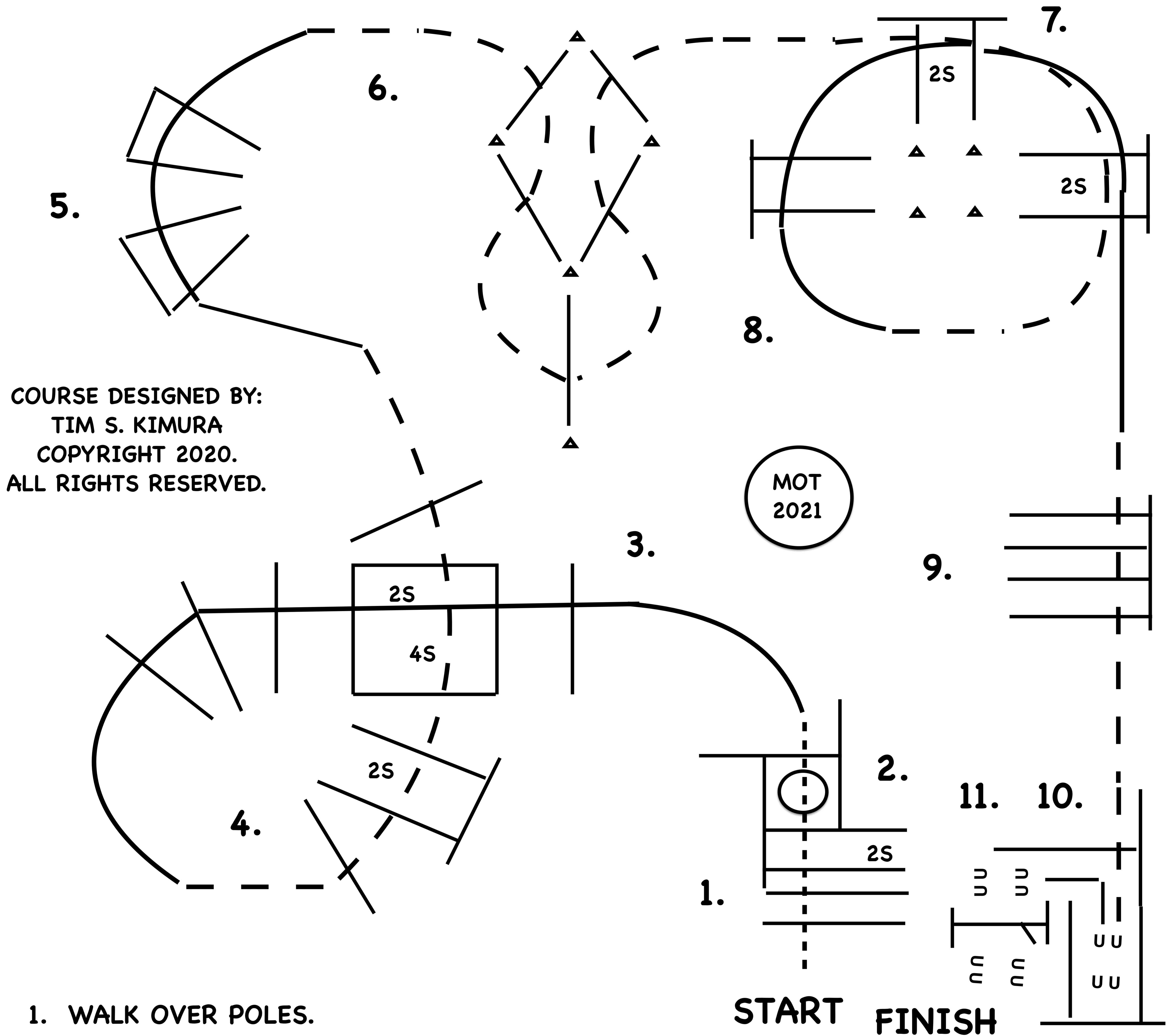
Pattern Provided by Holly Hoyer



2021 THE MADNESS

AMATEUR L2,L3 AND SELECT L2,L3
YOUTH L2,L3 AND SENIOR L2,L3

WEDNESDAY MAY 12



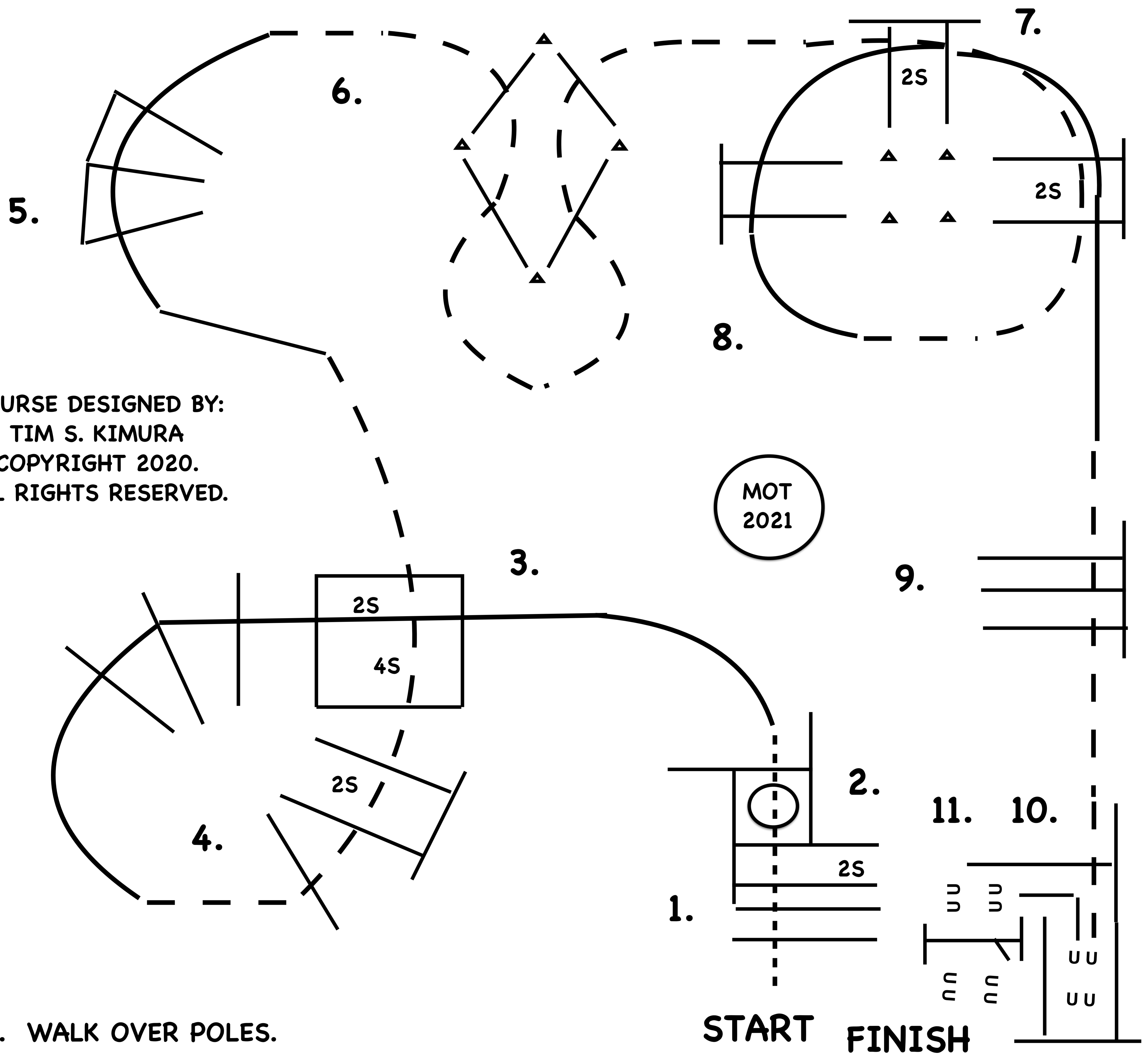
1. WALK OVER POLES.
2. WALK INTO BOX, EXECUTE A 360 TURN EITHER WAY, WALK OUT.
3. LOPE OVER POLES (LL).
4. BREAK TO THE JOG, JOG OVER POLES.
5. LOPE OVER POLES (RL).
6. JOG OVER POLES, JOG AROUND CONES.
7. JOG OVER POLES.

8. LOPE OVER POLES (RL)
9. BREAK TO THE JOG, JOG OVER POLES.
10. JOG OVER POLE, JOG INTO CHUTE BACK AROUND CORNER UP TO GATE.
11. ROPE GATE: RIGHT HAND OPEN, WALK OVER POLE, CLOSE GATE.

2021 THE MADNESS

JUNIOR L1,L2,L3 - SENIOR L1
AMATEUR L1 - YOUTH L1

WEDNESDAY MAY 12



COURSE DESIGNED BY:
TIM S. KIMURA
COPYRIGHT 2020.
ALL RIGHTS RESERVED.

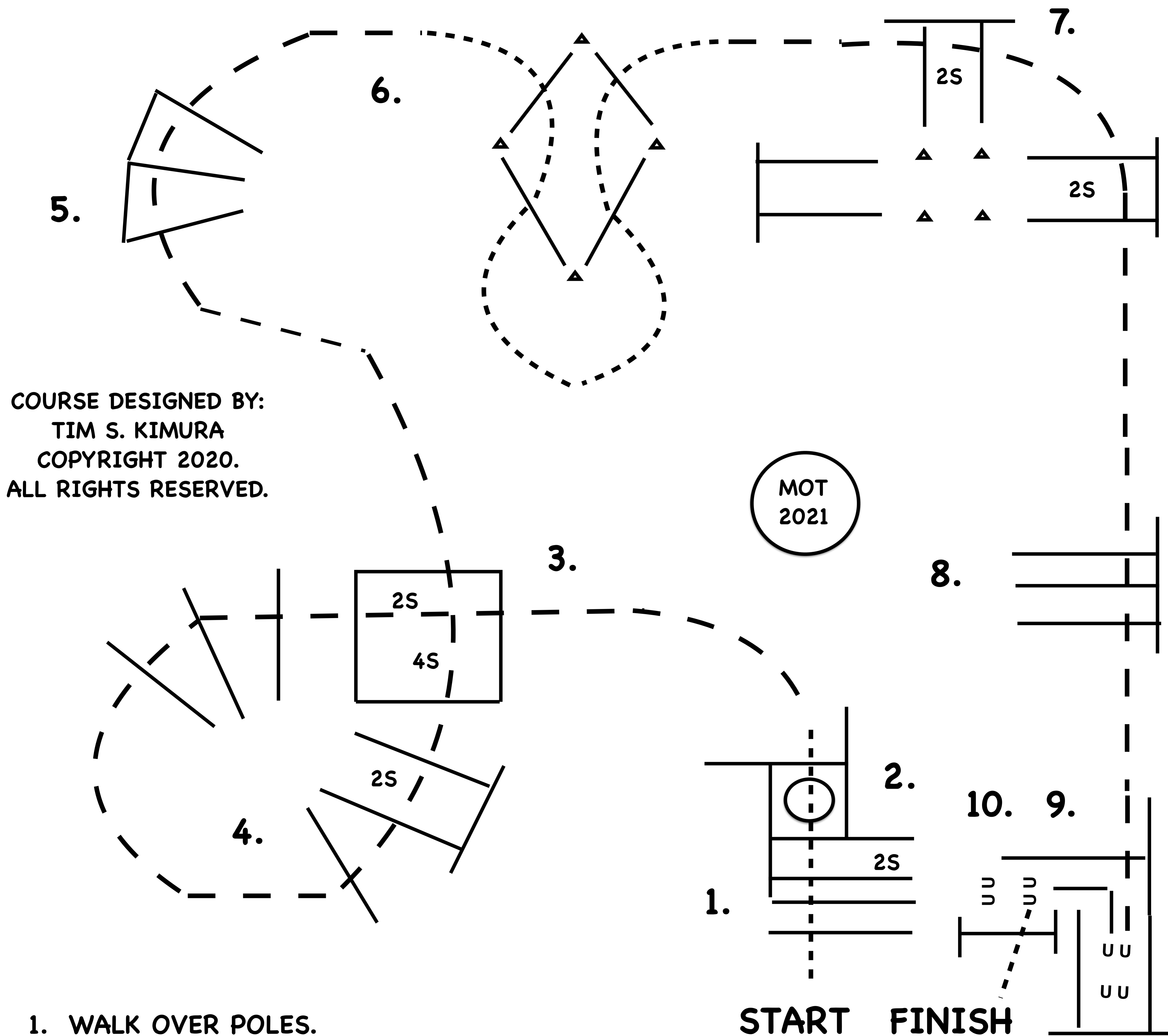
1. WALK OVER POLES.
2. WALK INTO BOX, EXECUTE A 360 TURN EITHER WAY, WALK OUT.
3. LOPE OVER POLES (LL).
4. BREAK TO THE JOG, JOG OVER POLES.
5. LOPE OVER POLES (RL).
6. JOG OVER POLES, JOG AROUND CONES.
7. JOG OVER POLES.

8. LOPE OVER POLES (RL)
9. BREAK TO THE JOG, JOG OVER POLES.
10. JOG OVER POLE, JOG INTO CHUTE BACK AROUND CORNER UP TO GATE.
11. ROPE GATE: RIGHT HAND OPEN, WALK OVER POLE, CLOSE GATE.

2021 THE MADNESS

JUNIOR L1,L2,L3 - SENIOR L1
AMATEUR L1 - YOUTH L1

WEDNESDAY MAY 12



COURSE DESIGNED BY:
TIM S. KIMURA
COPYRIGHT 2020.
ALL RIGHTS RESERVED.

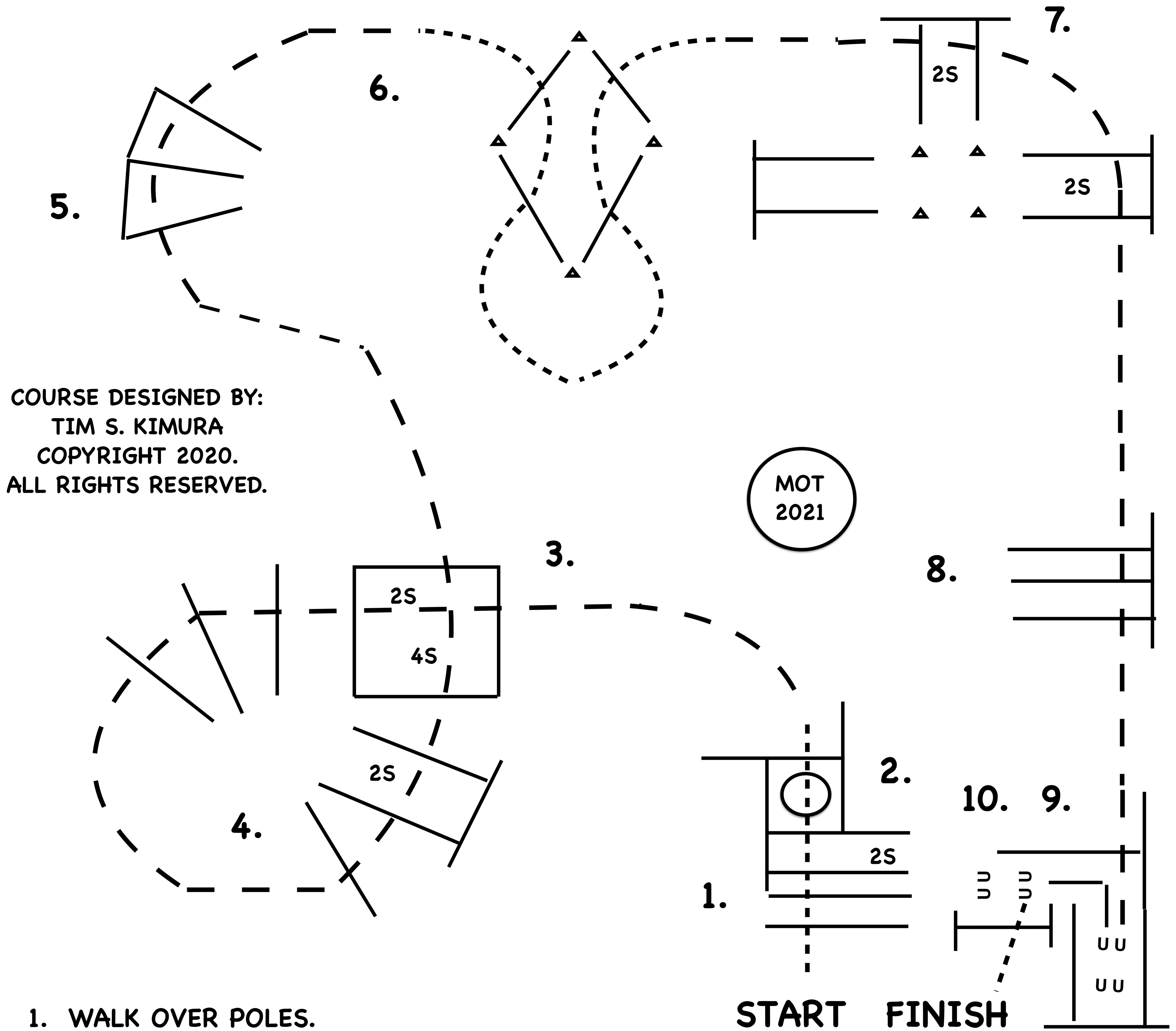
1. WALK OVER POLES.
2. WALK INTO BOX, EXECUTE A 360 TURN EITHER WAY, WALK OUT.
3. JOG OVER POLES.
4. JOG OVER POLES.
5. JOG OVER POLES.
6. WALK OVER POLES, WALK AROUND CONES.
7. JOG OVER POLES.

8. JOG OVER POLES.
9. JOG OVER POLE, JOG INTO CHUTE BACK AROUND CORNER UP TO GATE.
10. GATE: NO ROPE, WALK OVER POLE.

2021 THE MADNESS

SMALL FRY L1 AMATEUR/YOUTH WT

WEDNESDAY MAY 12



COURSE DESIGNED BY:
TIM S. KIMURA
COPYRIGHT 2020.
ALL RIGHTS RESERVED.

1. WALK OVER POLES.
2. WALK INTO BOX, EXECUTE A 360 TURN EITHER WAY, WALK OUT.
3. JOG OVER POLES.
4. JOG OVER POLES.
5. JOG OVER POLES.
6. WALK OVER POLES, WALK AROUND CONES.
7. JOG OVER POLES.

8. JOG OVER POLES.
9. JOG OVER POLE, JOG INTO CHUTE BACK AROUND CORNER UP TO GATE.
10. GATE: NO ROPE, WALK OVER POLE.

2021 The Madness

Horsemanship (All Level 1)

Show Date:

May 16, 2021

Be ready before A.

1. Begin at a jog and build to an extended jog by the time you reach A. Extend the jog through A, B and C as shown.
2. At the top of C, slow to a jog and jog a half circle.
3. Right lead lope around A as shown.
4. Simple lead change between A and B.
5. Lope left lead in a half circle around C.
6. When even with C, extend the jog until even with A and stop.
7. Back approximately one horse length.
8. Jog to exit.

Walk
Jog
Extended Jog
Lope
Lead Change
Back
Marker

WWW.HORSESHOWPATTERNS.COM

Pattern Provided by:

Mike Edwards

©2021 HorseShowPatterns.com. All Rights Reserved.

2021 The Madness

Horsemanship (All Youth, Amateur, Select)

Show Date:

May 16, 2021

Be ready before A.

1. Begin at a jog and build to an extended jog by the time you reach A. Extend the jog through A, B and C as shown.
2. At the top of C, slow to a jog and jog a half circle.
3. Right lead lope around A as shown.
4. Change leads between A and B.
5. Lope left lead then extend the lope in a half circle around C.
6. When even with C, extend the jog until even with A and stop.
7. Perform a full turn right then back approximately one horse length.
8. Jog to exit.

Walk
Jog
Extended Jog
Lope
Lead Change
Back
Marker

WWW.HORSESHOWPATTERNS.COM

Pattern Provided by:

Mike Edwards

©2021 HorseShowPatterns.com. All Rights Reserved.

2021 The Madness

Equitation (All Level 1)

Show Date: May 14, 2021

Be ready at A.

1. Trot right diagonal then left diagonal in equal distances before turning right and continuing to center.
2. Halt and perform a 180 degree forehand turn to the right.
3. Canter on the right lead in 3/4 circle and begin diagonal line canter.
4. Change leads (simple or flying) in the middle.
5. Continue canter for 1/2 circle and continue in a straight line.
6. Halt and perform a 180 degree turn to the left over the haunches.
7. Left diagonal trot until even with A. Halt and back approximately one horse length.
8. Pattern is complete. Exit at a sitting trot.

Walk
Trot
Extended Trot
Canter
Leg Yield
Lead Change Back
Marker
Sidepass
Hand Gallop

Pattern Provided by:

Mike Edwards

©2021 HorseShowPatterns.com. All Rights Reserved.

[HSE/2-80]

2021 The Madness

Equitation (Youth, Amateur, Select)

Show Date: May 14, 2021

Be ready at A.

1. Trot right diagonal then left diagonal in equal distances before turning right and continuing to center.
2. Halt and perform a 180 degree forehand turn to the right.
3. Canter on the right lead in 1/2 circle.
4. Hand gallop 1/4 circle and continue in a diagonal line across the center of the pattern and change leads (simple or flying) in the middle.
5. Collect the canter for 1/2 circle and continue in a straight line.
6. Halt and perform a 180 degree turn to the left over the haunches.
7. Left diagonal trot until even with A. Halt and back approximately one horse length.
8. Pattern is complete. Exit at a sitting trot.

Walk
Trot
Extended Trot
Canter
Leg Yield
Lead Change Back
Marker
Sidepass
Hand Gallop

Pattern Provided by:

Mike Edwards

©2021 HorseShowPatterns.com. All Rights Reserved.

[HSE/3-80]

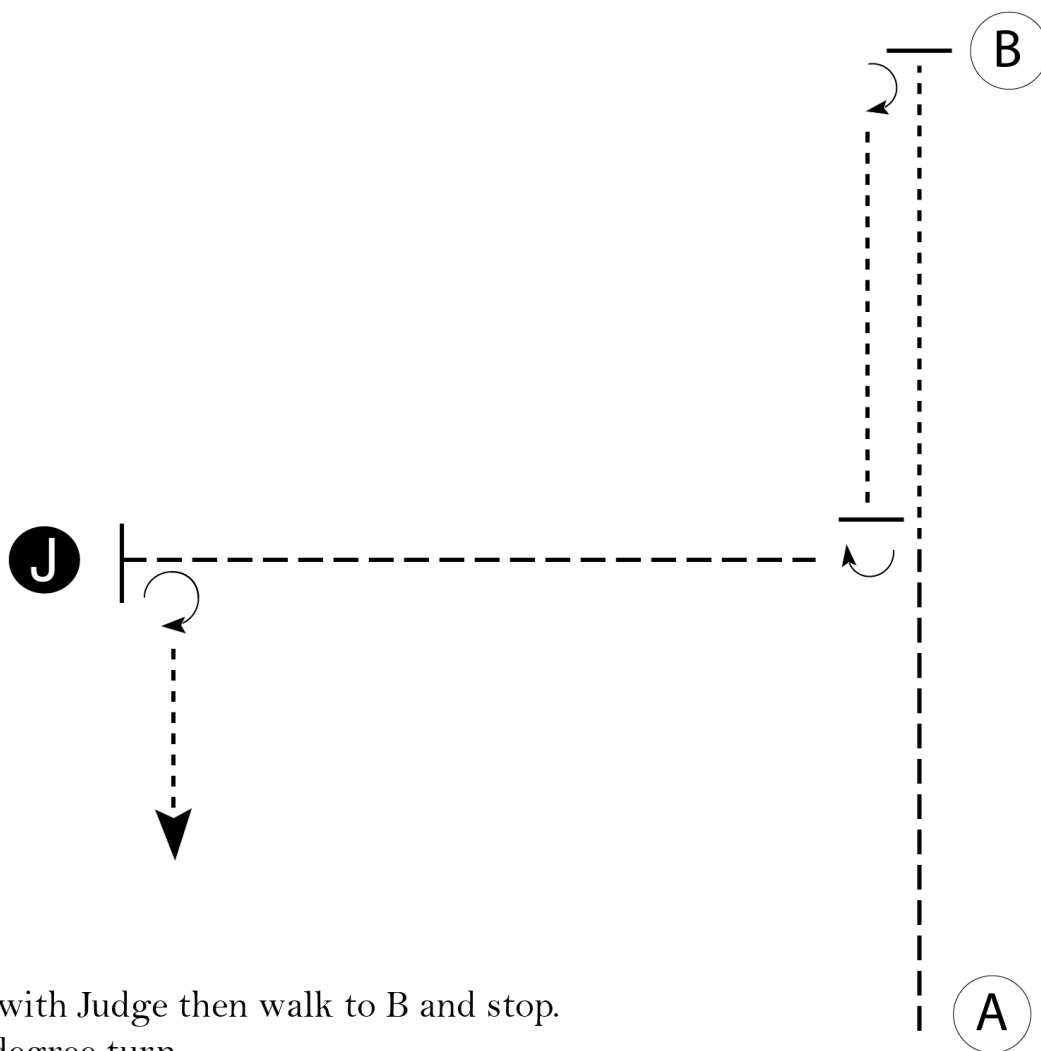
2021 The Madness

Showmanship (Small Fry)

Show Date:

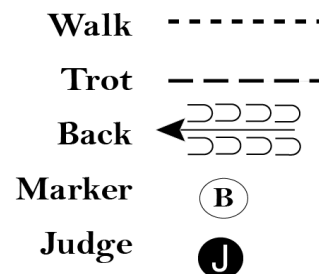
w w w . H o r s e S h o w P a t t e r n s . c o m

w w w . H o r s e S h o w P a t t e r n s . c o m



Be ready at A.

1. Trot until even with Judge then walk to B and stop.
2. Perform a 180 degree turn.
3. Walk until your horse's hip is even with Judge.
4. Perform a 1/4 turn.
5. Trot to Judge.
6. Set up.
7. Inspection. When dismissed, perform a 270 degree turn and walk to exit.



[S/WT-120]

Pattern Provided by:

Mike Edwards

2021 The Madness

Showmanship (All Level 1)

Show Date:

May 14, 2021

Be ready at A.

1. Trot until even with Judge then walk to B and stop.
2. Back one horse length then perform a 180 degree turn.
3. Walk until your horse's hip is even with Judge.
4. Perform a 1/4 turn.
5. Trot to Judge.
6. Set up.
7. Inspection: When dismissed, perform a 270 degree turn and trot to exit.

Walk
Trot
Back
Marker
Judge

[S/2-120]

Pattern Provided by:

Mike Edwards

2021 The Madness

Showmanship (Youth, Amateur, Select)

Show Date:

May 14, 2021

Be ready at A.

1. Trot until even with Judge then walk to B and stop.
2. Back one horse length then perform a 180 degree turn.
3. Walk until your horse's hip is even with Judge.
4. Perform a 1/4 turn.
5. Trot to Judge.
6. Set up.
7. Inspection: When dismissed, perform a 270 degree turn and trot to exit.

Walk
Trot
Back
Marker
Judge

[S/3-120]

Pattern Provided by:

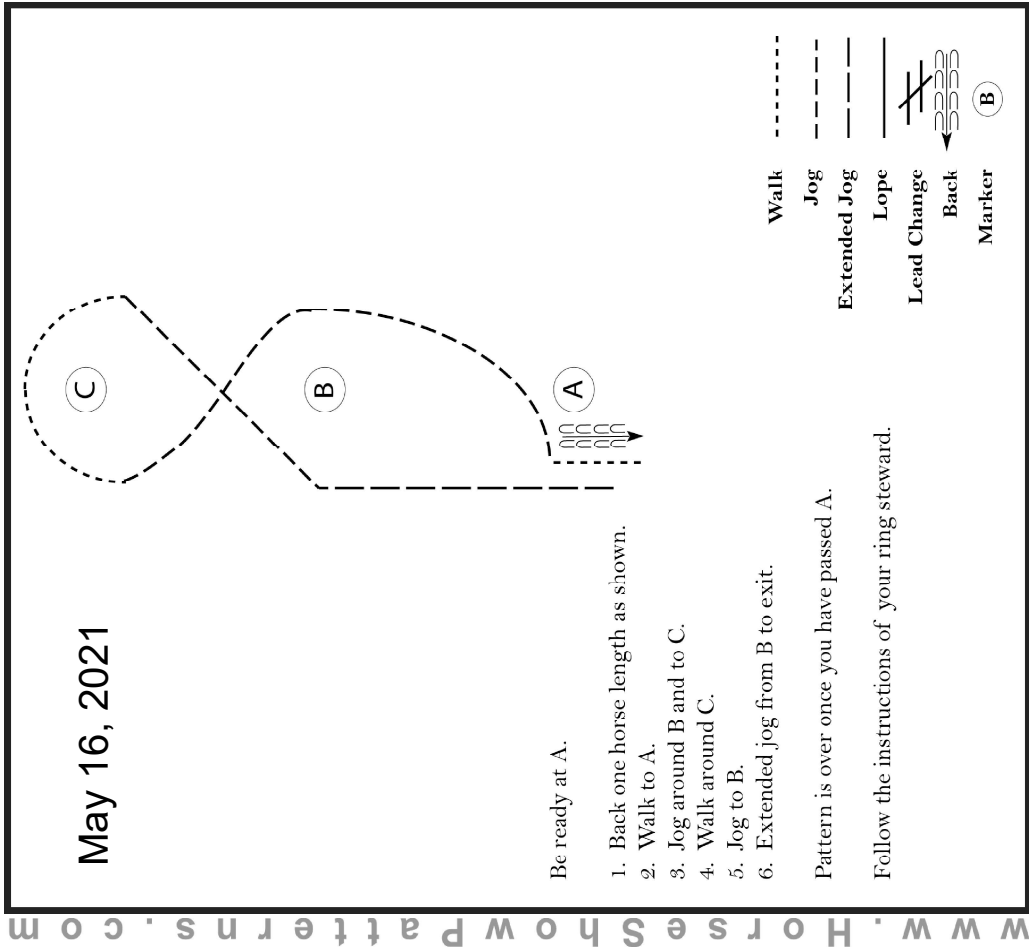
Mike Edwards

2021 The Madness

Horsemanship (All Walk/trot)

Show Date:

May 16, 2021

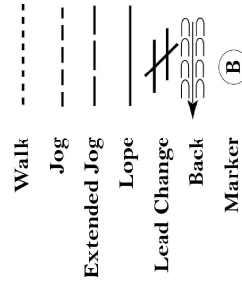


Be ready at A.

1. Back one horse length as shown.
2. Walk to A.
3. Jog around B and to C.
4. Walk around C.
5. Jog to B.
6. Extended jog from B to exit.

Pattern is over once you have passed A.

Follow the instructions of your ring steward.



[WH/WT-93]

Pattern Provided by:

Mike Edwards

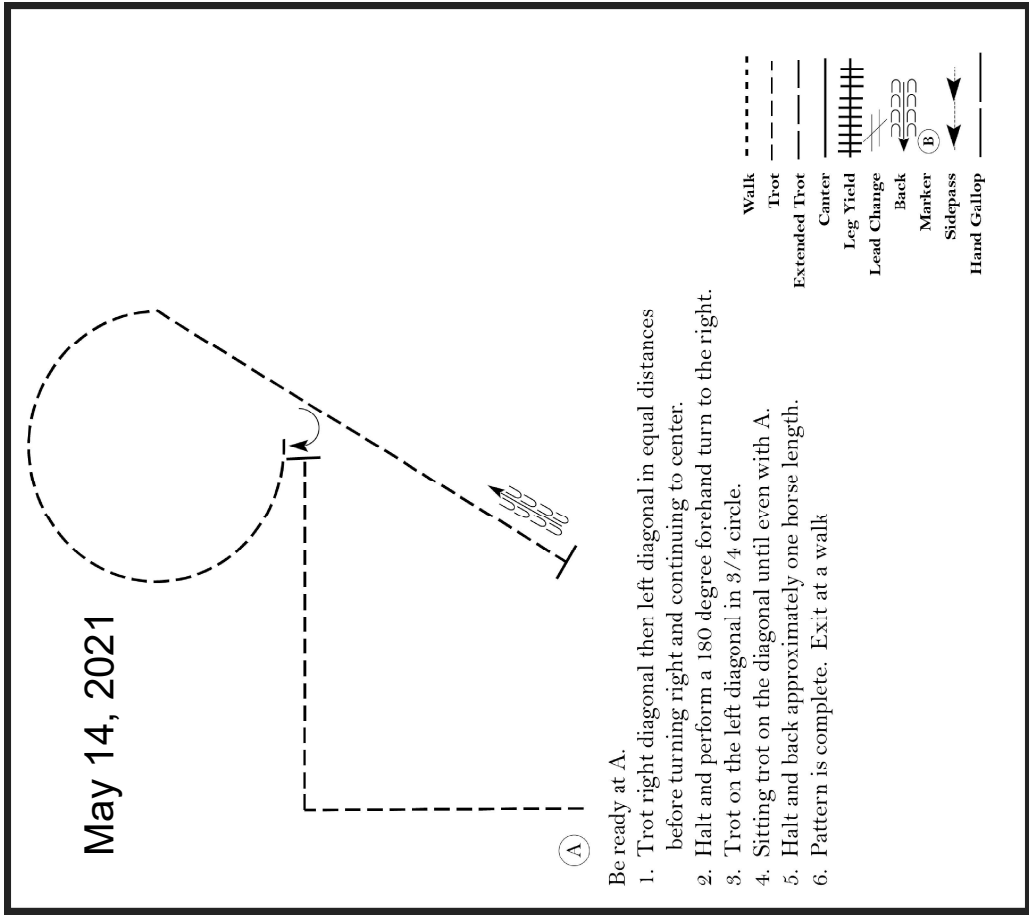
©2021 HorseShowPatterns.com. All Rights Reserved.

2021 The Madness

Equitation (All Walk/trot)

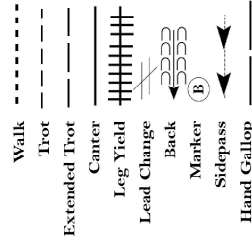
Show Date:

May 14, 2021



Be ready at A.

1. Trot right diagonal then left diagonal in equal distances before turning right and continuing to center.
2. Halt and perform a 180 degree forehand turn to the right.
3. Trot on the left diagonal in 3/4 circle.
4. Sitting trot on the diagonal until even with A.
5. Halt and back approximately one horse length.
6. Pattern is complete. Exit at a walk



[HSE/WT-80]

Pattern Provided by:

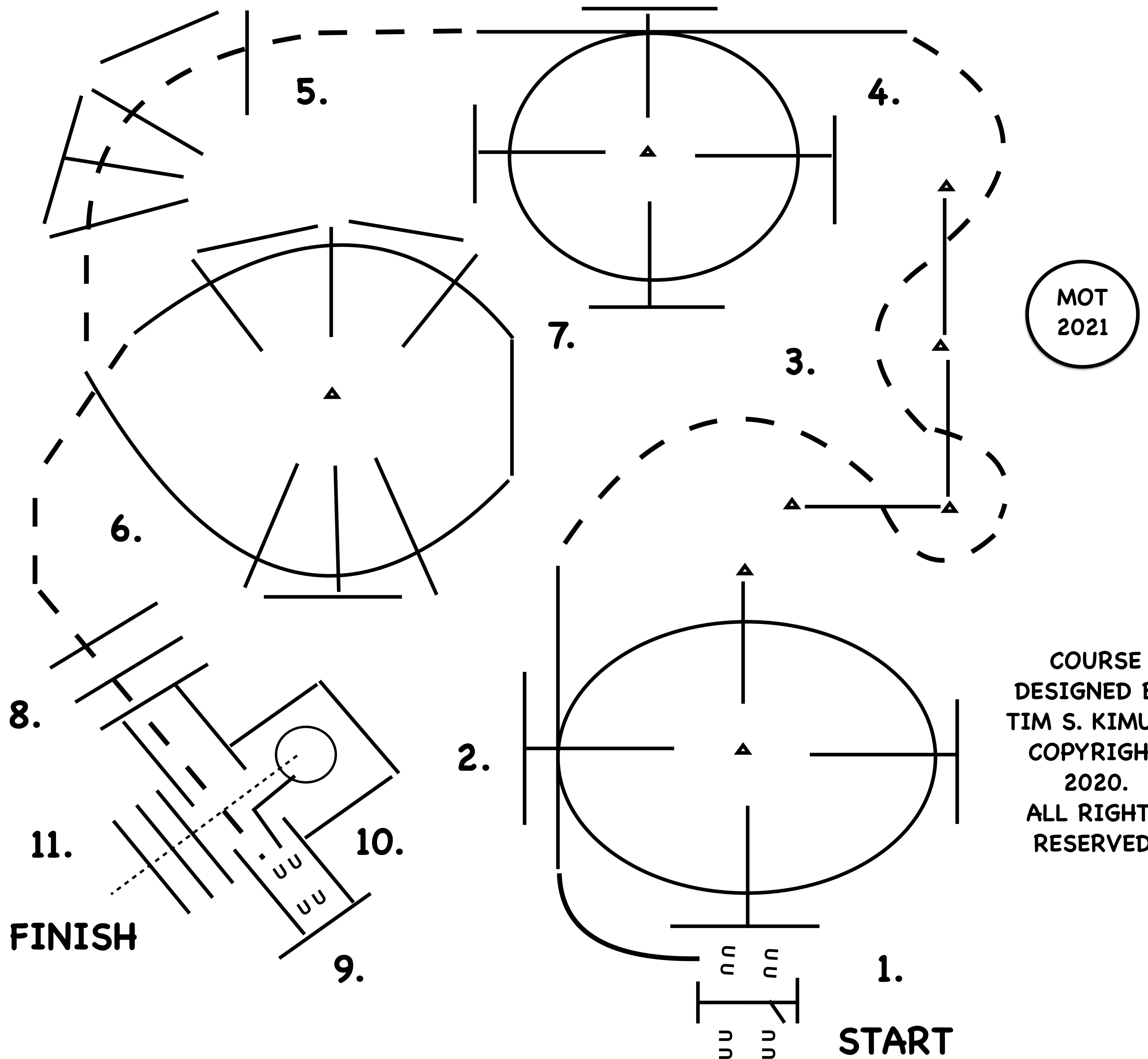
Mike Edwards

©2021 HorseShowPatterns.com. All Rights Reserved.

2021 THE MADNESS

JUNIOR L1,L2,L3 - SENIOR L1
AMATEUR L1 - YOUTH L1

SATURDAY MAY 15TH

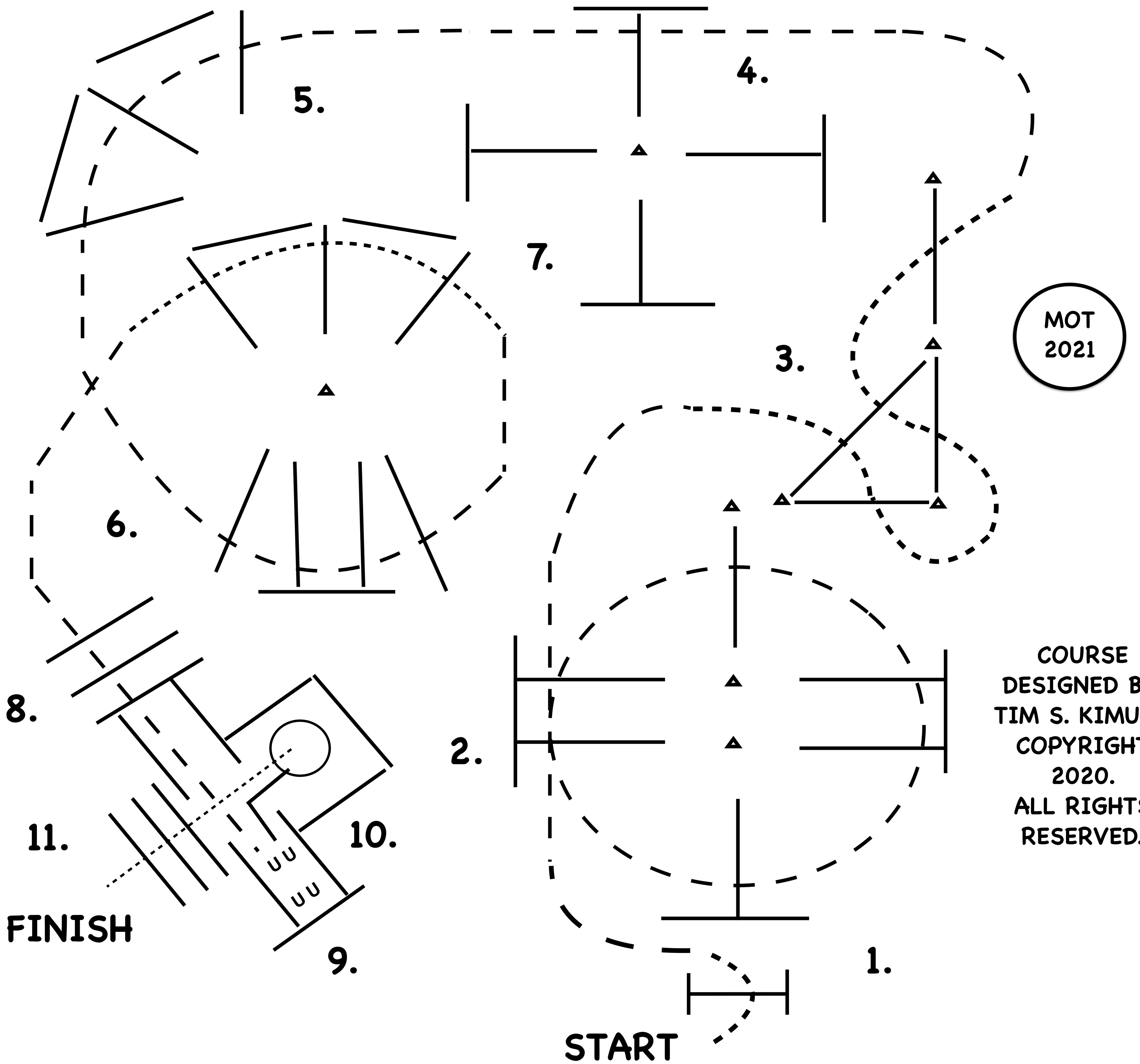


1. ROPE GATE: LEFT HAND OPEN, WALK OVER POLE CLOSE GATE
2. LOPE OVER POLES (RL)
3. BREAK TO THE JOG, JOG THROUGH TRIANGLE, JOG OVER POLES.
4. LOPE OVER POLES (LL).
5. BREAK TO THE JOG, JOG OVER POLES.
6. LOPE OVER POLES (LL).
7. LOPE OVER POLES (LL).
8. BREAK TO THE JOG, JOG OVER POLES, JOG INTO AND STOP IN CHUTE.
9. BACK BETWEEN POLES, BACK INTO BOX.
10. EXECUTE A 360 DEGREE (TURN RIGHT). THEN WALK OUT BOX.
11. WALK OVER POLES.

2021 THE MADNESS

SMALL FRY L1 AMATEUR/YOUTH WT

SATURDAY MAY 15TH



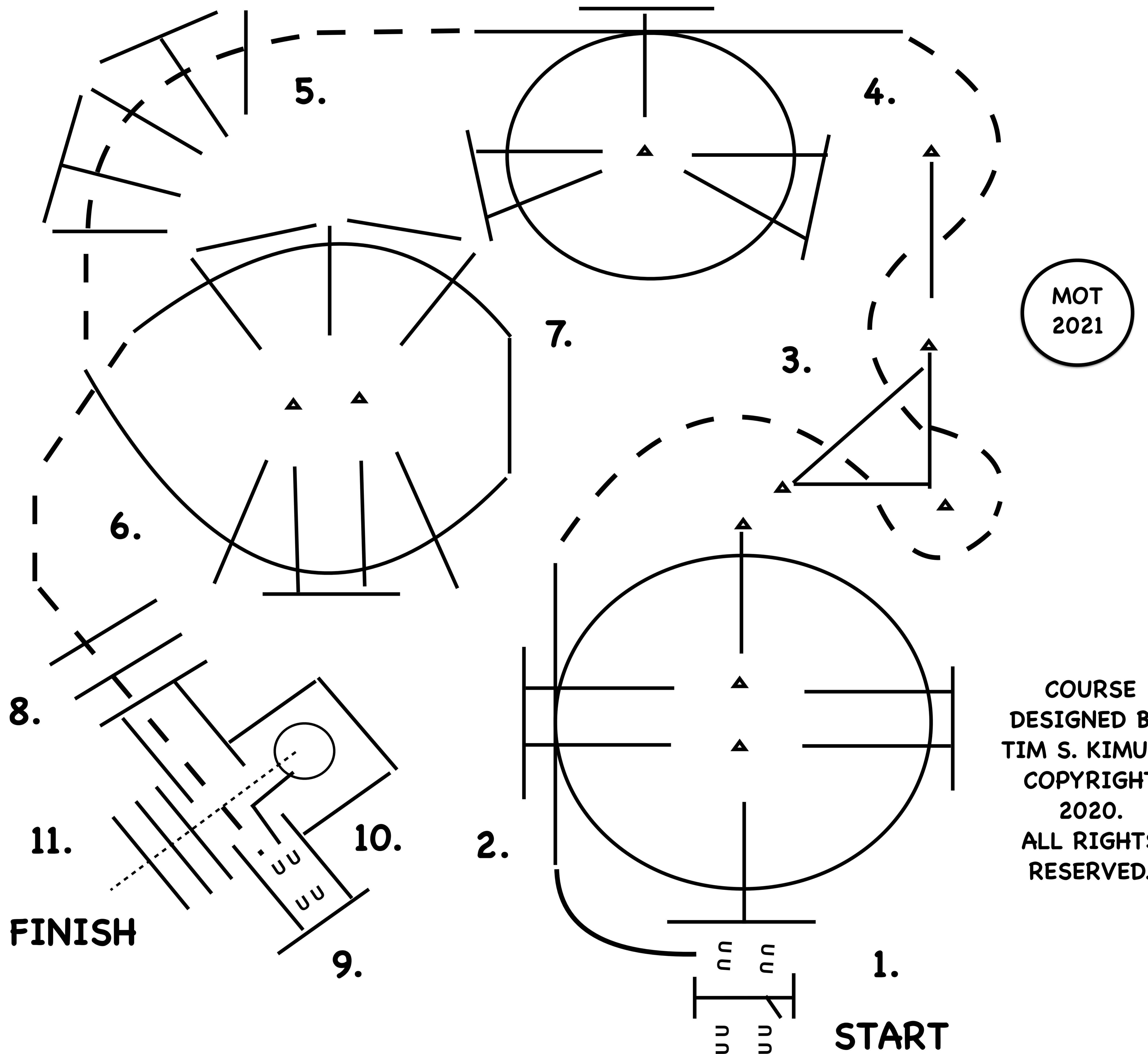
1. NO ROPE, GATE: JUST WALK OVER POLE AND TURN LEFT AND GO ON.
2. JOG OVER POLES.
3. BREAK TO THE WALK, WALK THROUGH TRIANGLE, WALK OVER POLES.
4. JOG OVER POLE.
5. JOG OVER POLES.
6. JOG OVER POLES.

7. BREAK TO THE WALK
WALK OVER POLES.
8. JOG OVER POLES,
JOG INTO AND STOP IN CHUTE.
9. BACK BETWEEN POLES, BACK INTO BOX.
10. EXECUTE A 360 DEGREE (TURN RIGHT).
THEN WALK OUT BOX.
11. WALK OVER POLES.

2021 THE MADNESS

AMATEUR L2,L3 AND SELECT L2,L3
YOUTH L2,L3 AND SENIOR L2,L3

SATURDAY MAY 15TH



1. ROPE GATE: LEFT HAND OPEN, WALK OVER POLE CLOSE GATE
2. LOPE OVER POLES (RL)
3. BREAK TO THE JOG, JOG THROUGH TRIANGLE, JOG OVER POLES.
4. LOPE OVER POLES (LL).
5. BREAK TO THE JOG, JOG OVER POLES.
6. LOPE OVER POLES (LL).
7. LOPE OVER POLES (LL).
8. BREAK TO THE JOG, JOG OVER POLES, JOG INTO AND STOP IN CHUTE.
9. BACK BETWEEN POLES, BACK INTO BOX.
10. EXECUTE A 360 DEGREE (TURN RIGHT). THEN WALK OUT BOX.
11. WALK OVER POLES.