

GOHA
 STARS & STRIPES
 AND ★★
Big A
 ★★

Pattern Book - all divisions

Special Thanks To Our Show Sponsors!

STALLION HARRIS **HASSINGER** EQUINE SPORTS MEDICINE **CHEROKEE** FEED & SEED

HITCHING POST TACK SHOP **TREBLE CROWN** **FEED GREATNESS™** **POWER R RIDGE FARMS** *patly walker wellington, fl* **ALL THAT** **DEAN BOGART** **Clint** HORSELOGIC PROFESSIONAL *CLINT ANDERSON SHOW HORSES Drexel to Best Professional Quality Products* **Nancy Chapman**

Banks Ranch **RK** **S** STARS *Sgt. Kivley and Leggs* **Equine Sports Medicine** **Duke Williams Performance Horses** **CB** **CAV** CERTAINLY A VISION **KH** KELLY HERD **Wencely** Show Horses, LLC

IRONGATE QUARTER HORSES **GLENN WELLS** QUARTER HORSES **HOLBIN** **Greaves** Performance Horses **Dale Hamilton** QUARTER HORSES **FINCHER'S** QUARTER HORSES **Grese** QUARTER HORSES

Chris Russell **Brendon Mehochko** **Ry** *Riddle Quarter Horses Gainesville, FL* **AM** ALLISON McDONALD SHOW HORSES **JONES** PERFORMANCE HORSES **UltraCruz** SANTA CRUZ ANIMAL HEALTH **FRANK COTTRELL** **GINBY REDDISH** QUARTER HORSES

PineTree Quarter Horses **Sweetwater Farm** **Turning Points** **CARMEN** SHOW HORSES LLC **Parrish** QUARTER HORSES, INC.

BREAMS *pure breeds, colors and designs* quarter horses **Mark Sunham** QUARTER HORSES **CORY OVERBEY** SHOW HORSES **Queen Horse Bedding** **Calypso PARMENTER** PHOTOGRAPHY **Kendalls** Western Hats, Inc.

2021 Stars & Stripes & Big A High Point Awards

The following classes indicate which classes count towards each high point award.

*Please note that you **must** show in your respective halter class at each show to qualify. (Except WJ divisions.)*

Small Fry

Small Fry Showmanship
Small Fry Horsemanship
Small Fry Western Pleasure
Small Fry Equitation
Small Fry Hunter Under Saddle
Small Fry Trail
Small Fry Cross Rails
Small Fry Equitation Over Fences

14-18 Trail (Level 2 OR Level 3)
Youth Western Riding (Level 2 OR Level 3)
Youth Working Hunter
Youth Equitation Over Fences
Youth Hunter Hack
Youth Jumping
Youth Working Hunter Under Saddle
Youth Ranch Riding
Youth Reining
Youth Geldings 3 year old, Aged **OR** Youth Performance Geldings
Youth Mares 3 year old, Aged **OR** Youth Performance Mares

L1 Amateur Walk/Jog

L1 Amateur W/T HUS
L1 Amateur W/T Equitation
L1 Amateur W/T Trail
L1 Amateur W/T Pleasure
L1 Amateur W/T Horsemanship

Level 1/Novice Amateur

Level 1/Novice Amateur Showmanship
Level 1/Novice Amateur Horsemanship
Level 1/Novice Amateur Western Pleasure
Level 1/Novice Amateur Hunter Under Saddle
Level 1/Novice Amateur Equitation
Level 1/Novice Amateur Hunter Hack
Level 1/Novice Amateur Equitation Over Fences
Level 1/Novice Amateur Working Hunter
Level 1/Novice Amateur Western Riding
Level 1/Novice Amateur Trail
Level 1/Novice Amateur Ranch Riding
Amateur Geldings 3 year old, Aged **OR** Amateur Performance Geldings
Amateur Mares 3 year old, Aged **OR** Amateur Performance Mares

L1 Youth Walk/Jog

L1 Youth W/T HUS
L1 Youth W/T Equitation
L1 Youth W/T Trail
L1 Youth W/T Pleasure
L1 Youth W/T Horsemanship

Level 1/Novice Youth

Level 1/Novice Youth Showmanship
Level 1/Novice Youth Horsemanship
Level 1/Novice Youth Western Pleasure
Level 1/Novice Youth Hunter Under Saddle
Level 1/Novice Youth Equitation
Level 1/Novice Youth Hunter Hack
Level 1/Novice Youth Equitation Over Fences
Level 1/Novice Youth Working Hunter
Level 1/Novice Youth Western Riding
Level 1/Novice Youth Trail
Level 1/Novice Youth Ranch Riding
Youth Geldings 3 year old, Aged **OR** Youth Performance Geldings
Youth Mares 3 year old, Aged **OR** Youth Performance Mares

Amateur

Amateur Pleasure Driving
Amateur Showmanship (Level 2 OR Level 3)
Amateur Horsemanship (Level 2 OR Level 3)
Amateur Western Pleasure
Amateur Equitation
Amateur Hunter Under Saddle
Amateur Trail (Level 2 OR Level 3)
Amateur Western Riding (Level 2 OR Level 3)
Amateur Working Hunter
Amateur Equitation Over Fences
Amateur Hunter Hack
Amateur Jumping
Amateur Working Hunter Under Saddle
Amateur Ranch Riding
Amateur Reining
Amateur Stallions 3 year old, Aged **OR** Amateur Performance Stallions
Amateur Geldings 3 year old, Aged **OR** Amateur Performance Geldings
Amateur Mares 3 year old, Aged **OR** Amateur Performance Mares

13 & under Youth

13 & under Showmanship
13 & under Horsemanship
13 & under Western Pleasure
13 & under Equitation
13 & under Hunter Under Saddle
13 & under Trail (Level 2 OR Level 3)
Youth Western Riding (Level 2 OR Level 3)
Youth Working Hunter
Youth Equitation Over Fences
Youth Jumping
Youth Hunter Hack
Youth Working Hunter Under Saddle
Youth Ranch Riding
Youth Reining
Youth Geldings 3 year old, Aged **OR** Youth Performance Geldings
Youth Mares 3 year old, Aged **OR** Youth Performance Mares

Select Amateur

Amateur Pleasure Driving
Amateur Jumping
Amateur Reining
Amateur Ranch Riding
Select Amateur Showmanship (Level 2 OR Level 3)
Select Amateur Horsemanship (Level 2 OR Level 3)
Select Amateur Western Pleasure
Select Amateur Equitation
Select Amateur Hunter Under Saddle
Select Amateur Trail (Level 2 OR Level 3)
Select Amateur Western Riding (Level 2 OR Level 3)
Select Amateur Working Hunter
Select Amateur Equitation Over Fences
Select Amateur Hunter Hack
Amateur Working Hunter Under Saddle
Amateur Stallions 3 year old, Aged **OR** Amateur Performance Stallions
Amateur Geldings 3 year old, Aged **OR** Amateur Performance Geldings
Amateur Mares 3 year old, Aged **OR** Amateur Performance Mares

14-18 Youth

14-18 Showmanship (Level 2 OR Level 3)
14-18 Horsemanship (Level 2 OR Level 3)
14-18 Western Pleasure
14-18 Equitation
14-18 Hunter Under Saddle

Youth FENCE

Youth Working Hunter
Youth Equitation Over Fences
Youth Hunter Hack
Youth Jumping
Youth Geldings 3 year old, Aged **OR** Performance Geldings
Youth Mares 3 year old, Aged **OR** Youth Performance Mares

Amateur FENCE

Amateur Working Hunter
Amateur Equitation Over Fences
Amateur Hunter Hack
Amateur Jumping
Amateur Stallions 3 year old, Aged **OR** Amateur Performance Stallions
Amateur Geldings 3 year old, Aged **OR** Amateur Performance Geldings
Amateur Mares 3 year old, Aged **OR** Amateur Performance Mares

Select FENCE

Amateur Jumping
Select Amateur Working Hunter
Select Amateur Equitation Over Fences
Select Amateur Hunter Hack
Amateur Stallions 3 year old, Aged **OR** Amateur Performance Stallions
Amateur Geldings 3 year old, Aged **OR** Amateur Performance Geldings
Amateur Mares 3 year old, Aged **OR** Amateur Performance Mares

Green Horse

Green Working Hunter
Green Hunter Under Saddle
Green Western Pleasure
Green Western Riding
Green Trail – Jr or Sr
Green Hunter Hack
Open Stallions – 3 year olds, Aged, Performance
Open Mares – 3 year olds, Aged, Performance
Open Geldings – 3 year olds, Aged, Performance

Open FENCE Horse

ALL LEVELED CLASSES - will offer a circuit award in EACH level. Each will count towards the respective High Point Awards as well.

JOINT CIRCUITS

* **High Point Halter Horse** - Open & Am. Stallion, Mare & Gelding, Youth Mare & Gelding

*Please note - **NO** high points will be tabulated till the end of the shows to insure accuracy.*

***NO AWARDS** will be mailed. All awards must be picked up by the end of the show.*

All conflicts will be handled. We want you to show in as many classes as you can or want. But we cannot handle a conflict if we are not aware.

You may **NOT ADD ANY NSBA** class **AT** the gate. **ALL NSBA** entries for **ALL** classes must be made directly with the show office.

You may **NOT ADD ANY L2 class** class **AT** the gate. **ALL L2** entries for **ALL** classes must be made directly with the show office. If you add at the gate, you will be entered into L3.

If you **ADD** to a pattern class **AFTER** the draws have been drawn, you will go **FIRST**. (Except the last day when you will go last.) Please enter every class at the beginning. You can scratch with **NO** penalty.

Draws – many of the draws for the FIRST class in the morning, will be drawn and posted the night before. Please make your entries by 5 pm.

Working Hunter – Jr or Sr
Hunter Hack – Jr or Sr
Jumping
Open Stallions – 3 year olds, Aged, Performance
Open Mares – 3 year olds, Aged, Performance
Open Geldings – 3 year olds, Aged, Performance

Open Junior Horse

Jr Pleasure Driving
Jr Hunter Under Saddle – Level 2 OR Level 3
Jr Working Hunter
Jr Hunter Hack
Jumping
Jr Trail – Level 2 OR Level 3
Jr Western Riding – Level 2 OR Level 3
Jr Western Pleasure – Level 2 OR Level 3
Ranch Riding
Reining
Open Working Hunter Saddle
Open Stallions – 3 year olds, Aged, Performance
Open Mares – 3 year olds, Aged, Performance
Open Geldings – 3 year olds, Aged, Performance

Open Senior Horse

Sr Pleasure Driving
Sr Hunter Under Saddle – Level 2 OR Level 3
Open Working Hunter Saddle
Sr Working Hunter
Sr Hunter Hack
Jumping
Sr Trail – Level 2 OR Level 3
Sr Western Riding – Level 2 OR Level 3
Sr Western Pleasure – Level 2 OR Level 3
Ranch Riding
Reining
Open Stallions – Aged, Performance
Open Mares – Aged, Performance
Open Geldings – Aged, Performance

Western Riding

Day	Green/Level 1 Novice/Level 1 Youth Novice/Level 1 Amateur	Jr & Sr (all levels) Youth Amateur Select
Sunday, June 27	Green 9	Regular 9
Thursday, July 1	Green 1	Pattern 1
Sunday, July 4	Green 7	Regular 7

Ranch Riding

Day	ALL
Sunday, June 27	Ranch 9
Saturday, July 3	Ranch 10
Sunday, July 4	Ranch 13

Reining

Day	ALL
Sunday, June 27	Reining 3
Saturday, July 3	Reining 4
Sunday, July 4	Reining 7

All conflicts will be handled. We want you to show in as many classes as you can or want. But we cannot handle a conflict if we are not aware.

You may **NOT ADD ANY NSBA** class **AT** the gate. **ALL NSBA** entries for **ALL** classes must be made directly with the show office.

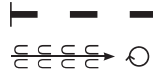
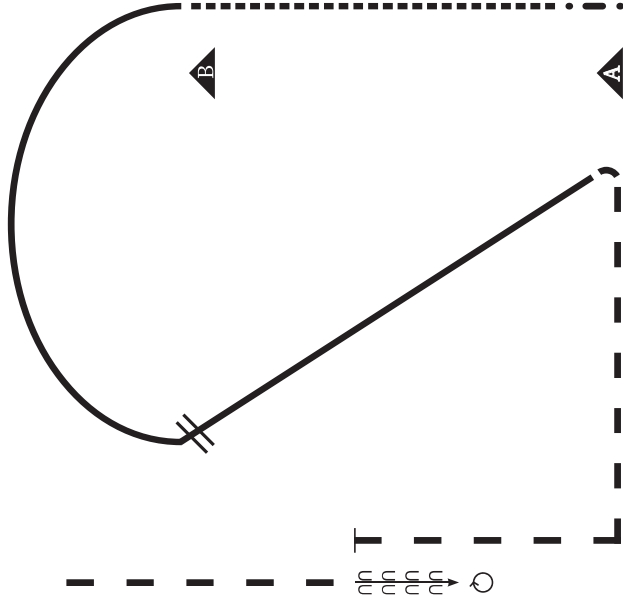
If you **ADD** to a pattern class **AFTER** the draws have been drawn, you will go **FIRST**. (Except last days – you will go last.) Please Enter every class at the beginning. You can scratch with **NO** penalty. The Futurity classes have a different scratch policy.



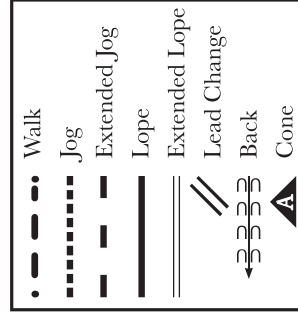
HORSEMANSHIP

(Level 1 Youth, Level 1 Amateur)

Stars & Stripes



1. Walk one horse length.
2. Jog to cone B.
3. Lope left lead half circle.
4. Change leads.
5. Lope right lead until even with cone A.
6. Extended jog square corner.
7. Stop and back.
8. 360° turn to the right.
9. Exit at the extended jog.



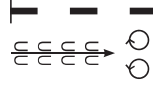
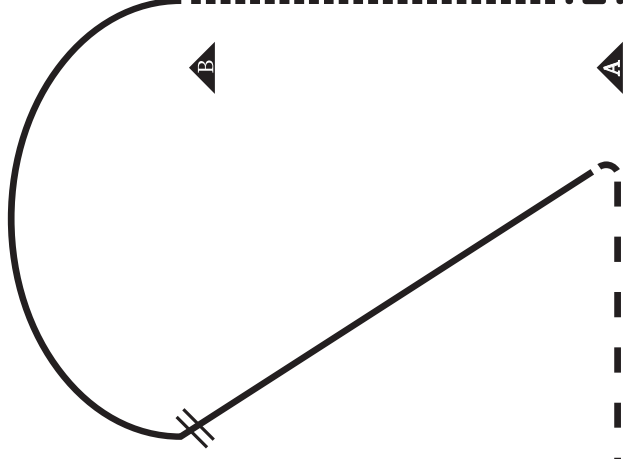
Pattern Provided by David Denniston



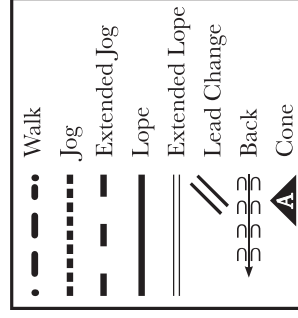
HORSEMANSHIP

(Youth 13&U, Youth 14-18, Amateur, Select)

Stars N Stripes



1. Walk one horse length.
2. Jog to cone B.
3. Lope right lead (counter canter) half circle.
4. Change leads.
5. Lope left lead until even with cone A.
6. Extended jog square corner.
7. Stop and back.
8. 360° turn both directions.
9. Exit at the extended jog.



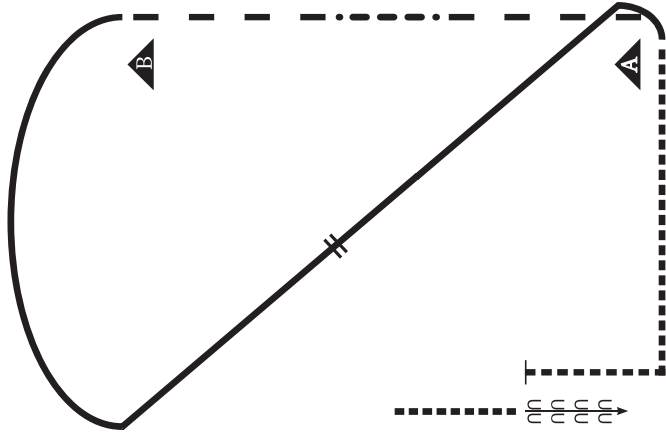
Pattern Provided by David Denniston



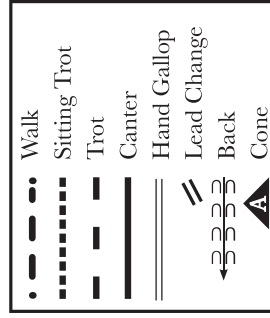
EQUITATION

(Level 1 Youth, Level 1 Amateur)

Stars N Stripes



1. Posting trot left diagonal.
2. Walk two horse lengths.
3. Posting trot right diagonal.
4. Canter left lead arc and line.
5. Change leads halfway.
6. Continue canter right lead.
7. Sitting trot square corner.
8. Stop and back. Exit at sitting trot.



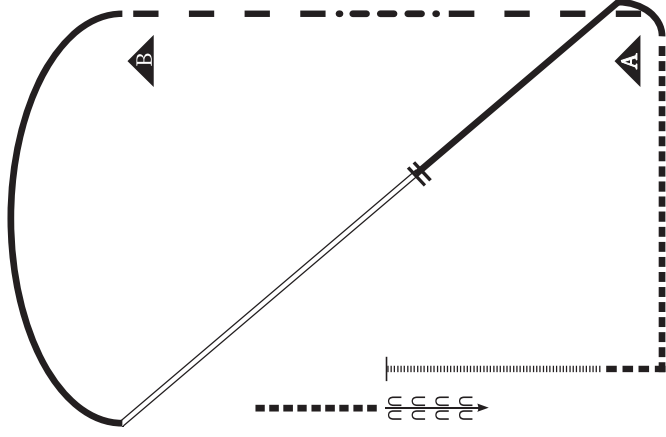
Pattern Provided by David Denniston



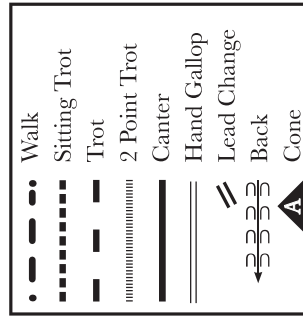
EQUITATION

(Youth 13&U | Youth 14-18 | Amateur | Select)

Stars N Stripes



1. Posting trot left diagonal.
2. Walk two horse lengths.
3. Posting trot right diagonal.
4. Canter left lead arc.
5. Hand gallop left lead.
6. Change leads, continue canter right lead.
7. Sitting trot square corner.
8. 2 point trot.
9. Stop and back. Exit at sitting trot.



Pattern Provided by David Denniston





SHOWMANSHIP

(Level 1 Youth, Level 1 Amateur)

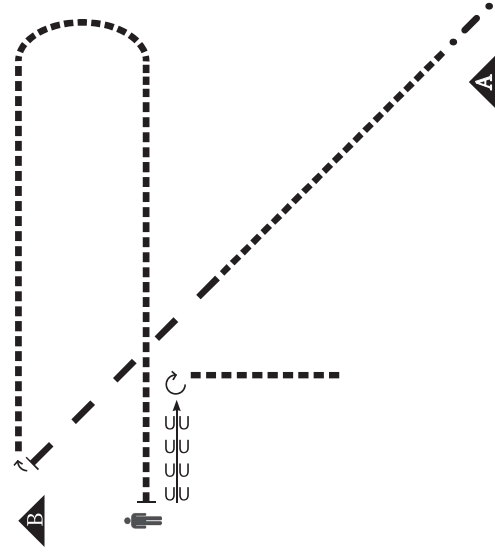
Stars & Stripes



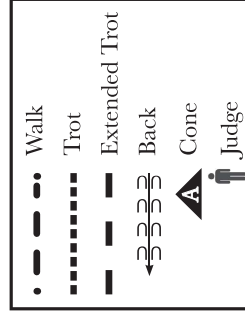
SHOWMANSHIP

(Youth 13&U, Youth 14-18, Amateur, Select)

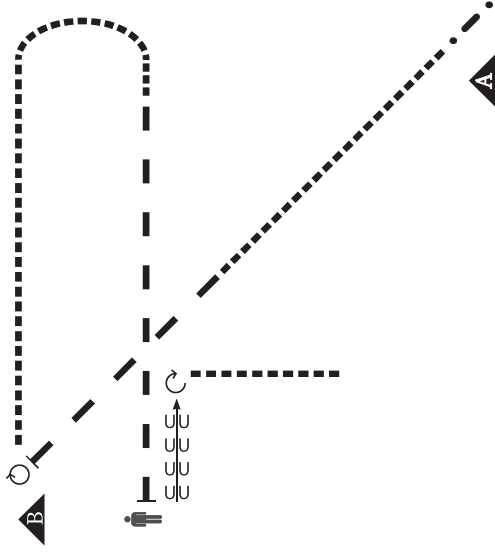
Stars & Stripes



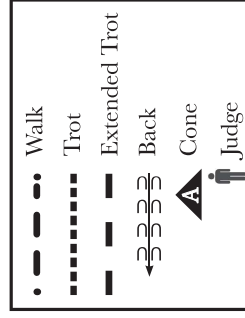
1. Walk one horse length.
2. Trot halfway.
3. Extended trot to cone B.
4. Stop, perform a 130° turn.
5. Trot line and arc.
6. Trot to judge and stop.
7. Set up.
8. Inspection.
9. Back one horse length.
10. 270° turn and exit at trot.



Pattern Provided by David Denniston



1. Walk one horse length.
2. Trot halfway.
3. Extended trot to cone B.
4. Stop, perform 405° turn.
5. Trot line and arc.
6. Extended trot to judge and stop.
7. Set up.
8. Inspection.
9. Back one horse length.
10. 270° turn and exit at trot.



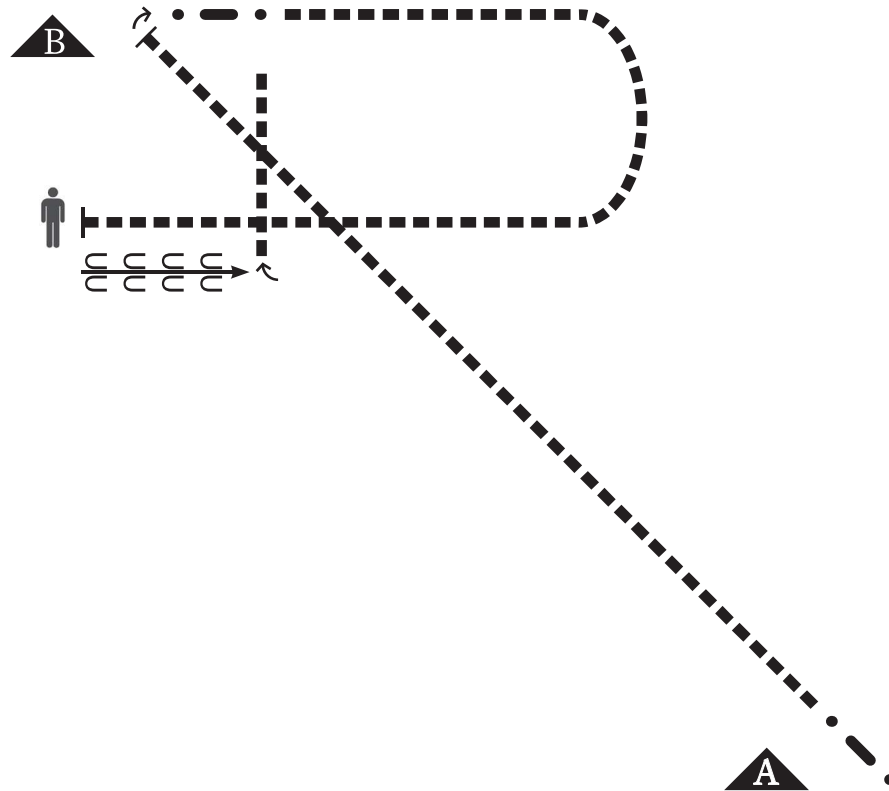
Pattern Provided by David Denniston



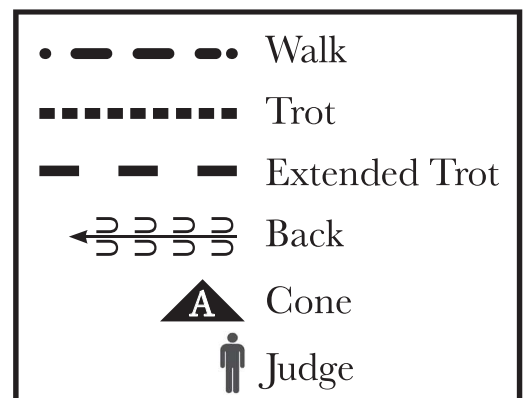
SHOWMANSHIP

(All Walk-Trot, Small Fry)

Stars & Stripes



1. Walk one horse length.
2. Trot to cone B.
3. Stop, perform a 130° turn.
4. Walk one horse length.
5. Trot arc and line to judge and stop.
6. Set up.
7. Inspection.
8. Back one horse length.
9. 270° turn and exit at trot.

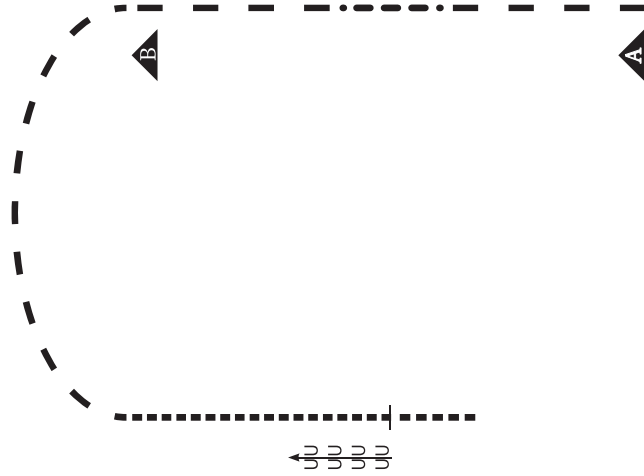


Pattern Provided by David Denniston

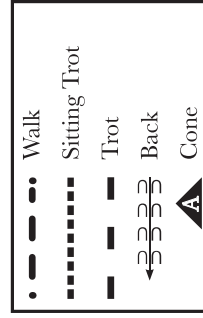


EQUITATION

(All Walk/Trot, Small Fry)
Stars N Stripes



1. Posting trot left diagonal.
2. Walk two horse lengths.
3. Posting trot right diagonal line and arc.
4. Sitting trot halfway to cone A.
5. Stop and back.
6. Exit at sitting trot.

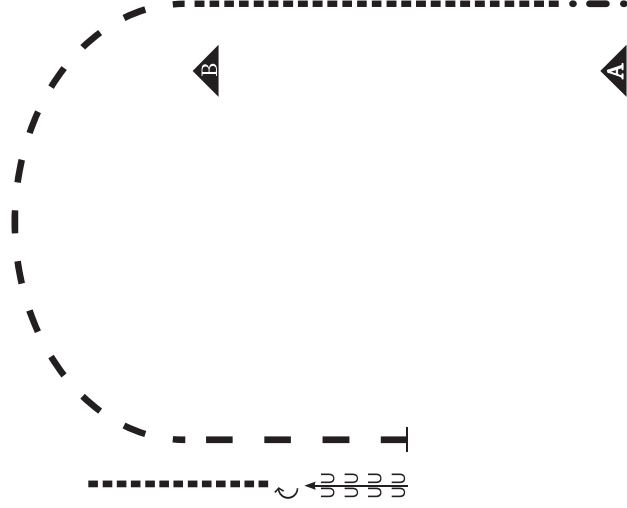


Pattern Provided by David Denniston

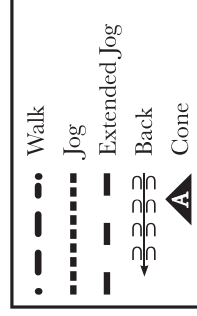


HORSEMANSHIP

(All Walk-Trot, Small Fry)
Stars & Stripes



1. Walk one horse length.
2. Jog to cone B.
3. Extended jog half circle and halfway to cone A.
4. Stop and back.
5. 180° turn right.
6. Exit at the jog.



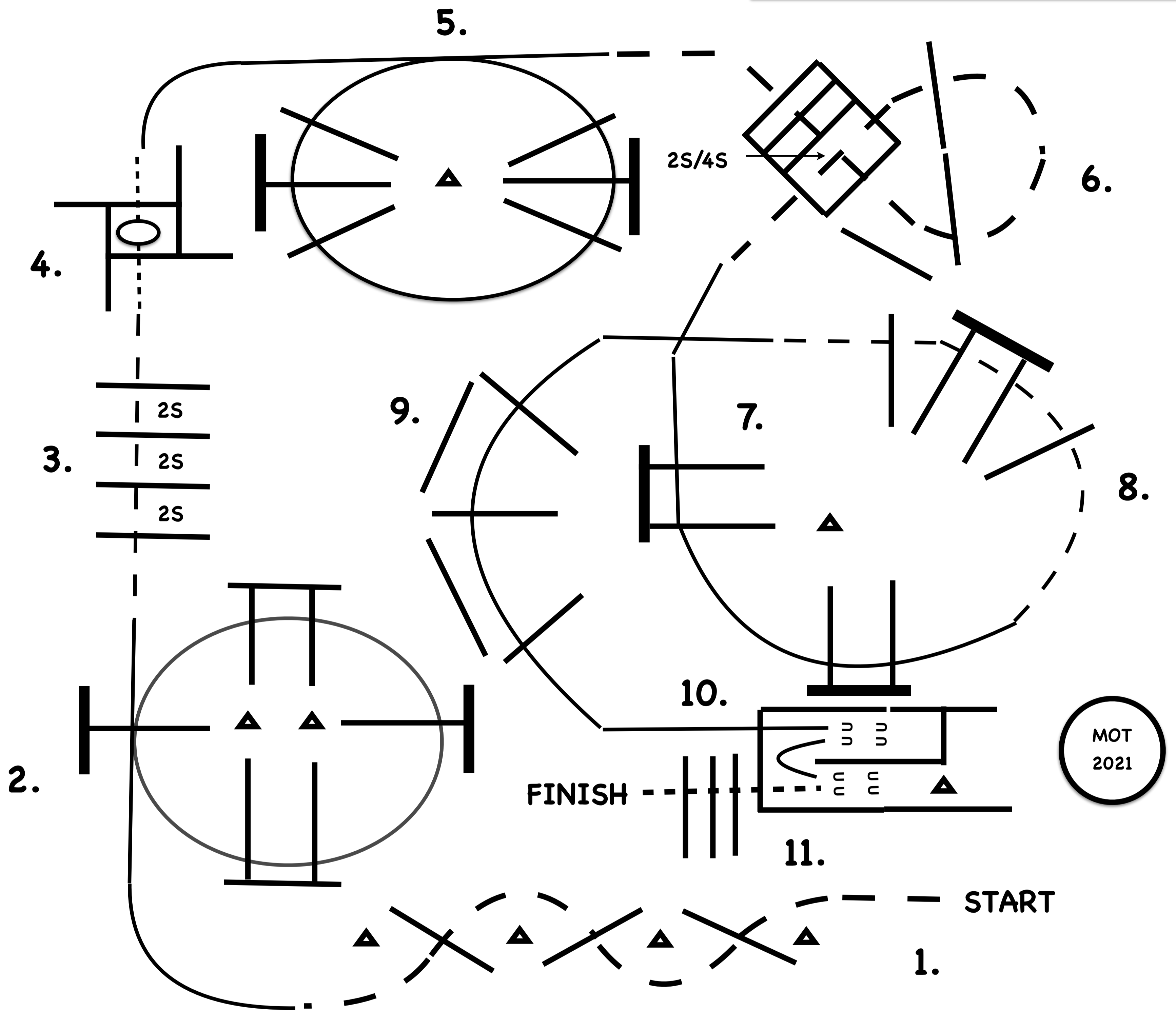
Pattern Provided by David Denniston



2021 STARS AND STRIPES

SATURDAY JUNE 26TH

AMATEUR TRAIL
SELECT TRAIL
YOUTH TRAIL 13 & UN, 14-18
SENIOR TRAIL



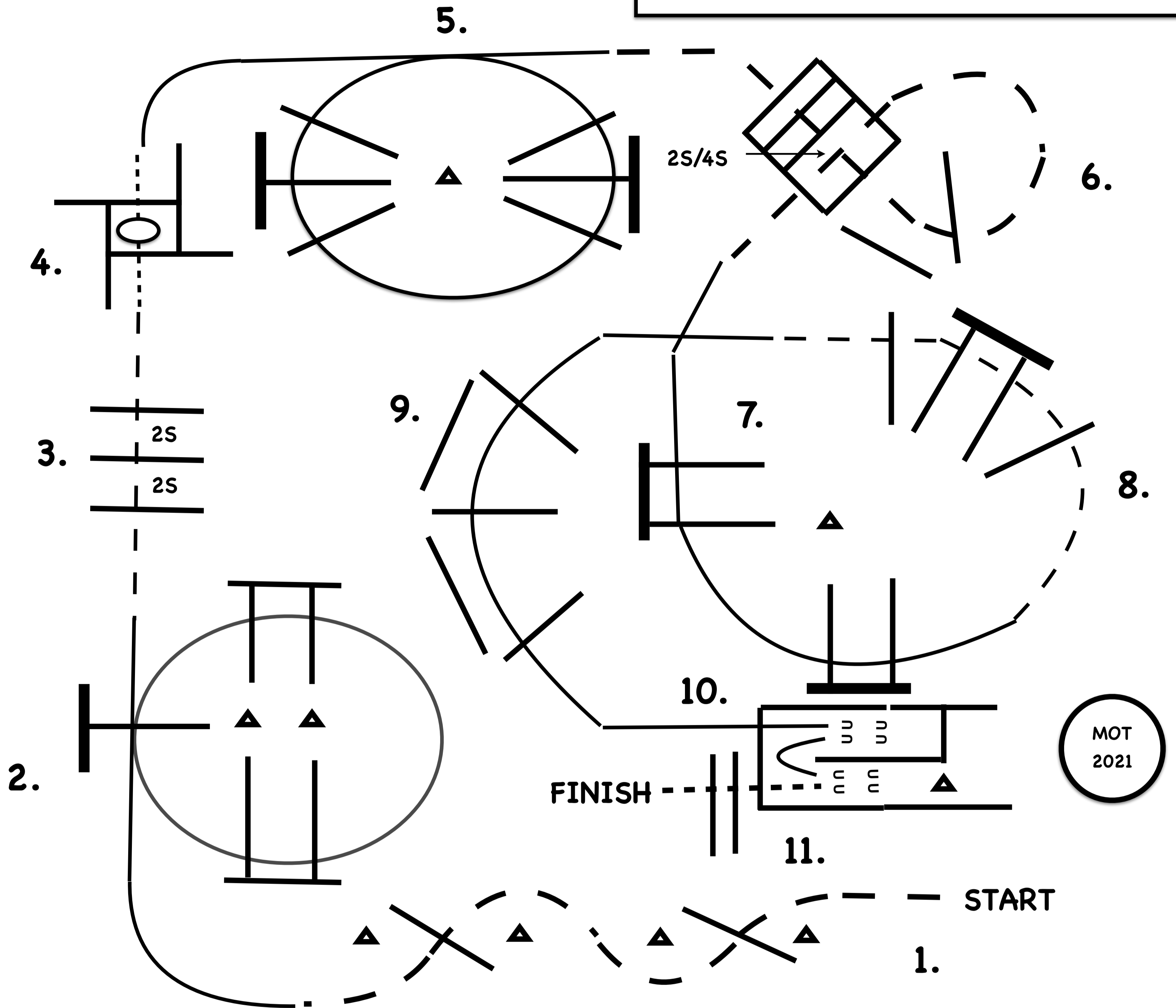
1. JOG THROUGH SERPENTINE, JOG OVER POLES.
2. LOPE OVER POLES (RIGHT LEAD).
3. BREAK TO THE JOG, JOG OVER POLES.
4. BREAK TO THE WALK, WALK INTO BOX, EXECUTE A 360 TURN EITHER WAY, WALK OUT BOX.
5. LOPE OVER POLES (RIGHT LEAD).
6. BREAK TO THE JOG, JOG OVER POLES.
7. LOPE OVER POLES (LEFT LEAD).
8. BREAK TO THE JOG, JOG OVER POLES.
9. LOPE OVER POLES (LEFT LEAD).
10. LOPE INTO CHUTE, STOP AND BACK A "U" TURN BETWEEN POLES.
11. WALK OUT CHUTE, WALK OVER POLES.

TRAIL COURSE
DESIGNED BY
TIM KIMURA
COPYRIGHT 2021
ALL RIGHTS
RESERVED

2021 STARS AND STRIPES

SATURDAY JUNE 26TH

GREEN JUNIOR/SENIOR TRAIL
JUNIOR TRAIL
LEVEL 1 NOVICE AMATEUR TRAIL
LEVEL 1 NOVICE YOUTH TRAIL



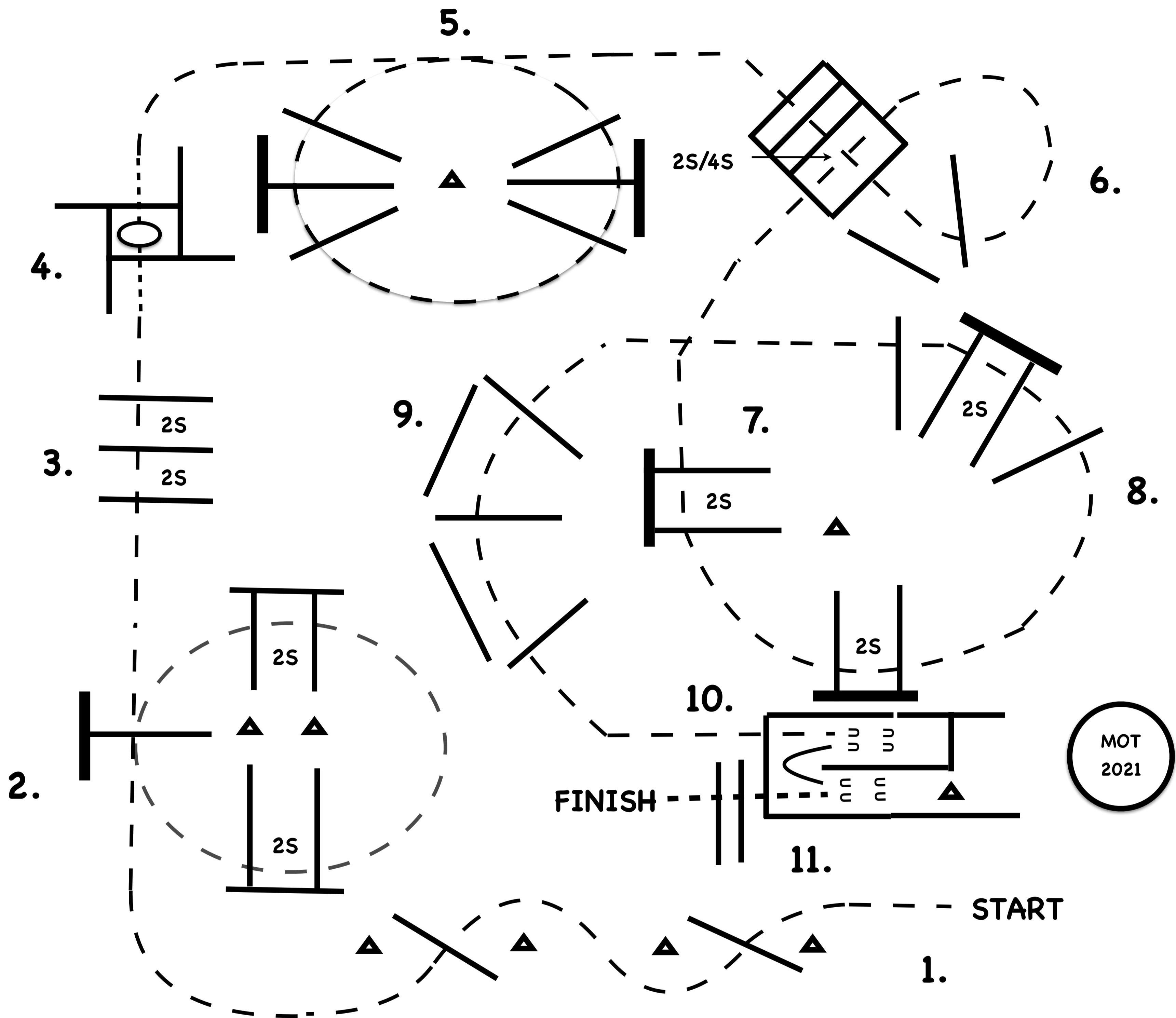
1. JOG THROUGH SERPENTINE, JOG OVER POLES.
2. LOPE OVER POLES (RIGHT LEAD).
3. BREAK TO THE JOG, JOG OVER POLES.
4. BREAK TO THE WALK, WALK INTO BOX, EXECUTE A 360 TURN EITHER WAY, WALK OUT BOX.
5. LOPE OVER POLES (RIGHT LEAD).
6. BREAK TO THE JOG, JOG OVER POLES.
7. LOPE OVER POLES (LEFT LEAD).
8. BREAK TO THE JOG, JOG OVER POLES.
9. LOPE OVER POLES (LEFT LEAD).
10. LOPE INTO CHUTE, STOP AND BACK A "U" TURN BETWEEN POLES.
11. WALK OUT CHUTE, WALK OVER POLES.

TRAIL COURSE
DESIGNED BY
TIM KIMURA
COPYRIGHT 2021
ALL RIGHTS
RESERVED

2021 STARS AND STRIPES

SATURDAY JUNE 26TH

SMALL FRY TRAIL
LEVEL 1 NOVICE AMATEUR TRAIL
LEVEL 1 NOVICE YOUTH TRAIL



1. JOG THROUGH SERPENTINE, JOG OVER POLES.
2. JOG OVER POLES (RIGHT LEAD).
3. BREAK TO THE JOG, JOG OVER POLES.
4. BREAK TO THE WALK, WALK INTO BOX, EXECUTE A 360 TURN EITHER WAY, WALK OUT BOX.
5. JOG OVER POLES.
6. JOG OVER POLES.
7. JOG OVER POLES.
8. JOG OVER POLES.
9. JOG OVER POLES.
10. JOG INTO CHUTE, STOP AND BACK A "U" TURN BETWEEN POLES.
11. WALK OUT CHUTE, WALK OVER POLES.

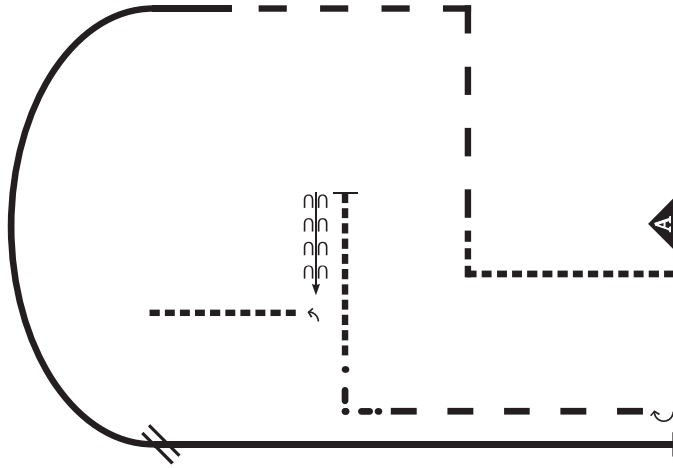
TRAIL COURSE
DESIGNED BY
TIM KIMURA
COPYRIGHT 2021
ALL RIGHTS
RESERVED



HORSEMANSHIP

(Novice Youth, Novice Amateur)

Round 1



- Jog straight line through 1st square corners.
- Extended jog to 2nd square corner and then straight line.
- Pick up left lead lope and lope half circle.
- Change leads.
- Lope right lead until even with cone A.
- Stop. Complete a 180° turn right.
- Extended jog.
- Walk square corner. Jog.
- Stop and back.
- 90° turn left. Exit at jog.

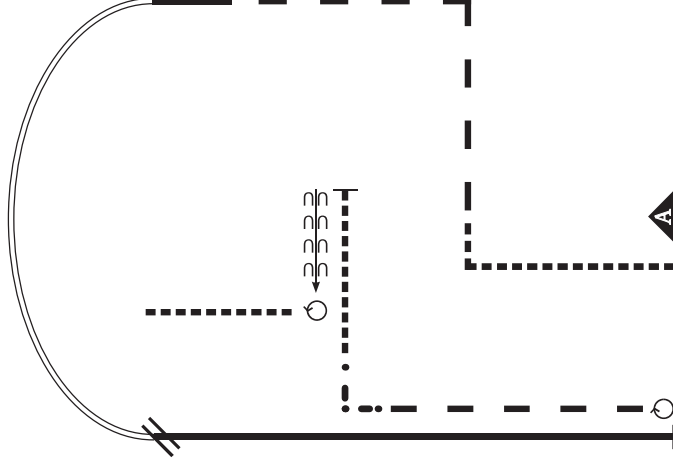
Pattern Provided by Mark Russell



HORSEMANSHIP

(Youth 13&U, Youth 14-18, Amateur, Select)

Round 1



- Jog straight line through 1st square corners.
- Extended jog to 2nd square corner and then straight line.
- Pick up left lead lope and build speed through half circle.
- Change leads.
- Lope right lead until even with cone A.
- Stop. Complete 1 1/2 turns right.
- Extended jog.
- Walk square corner. Jog.
- Stop and back.
- 450° turn left. Exit at jog.

Pattern Provided by Mark Russell

	Walk
	Jog
	Extended Jog
	Lope
	Extended Lope
	Lead Change
	Back
	Cone

	Walk
	Jog
	Extended Jog
	Lope
	Extended Lope
	Lead Change
	Back
	Cone



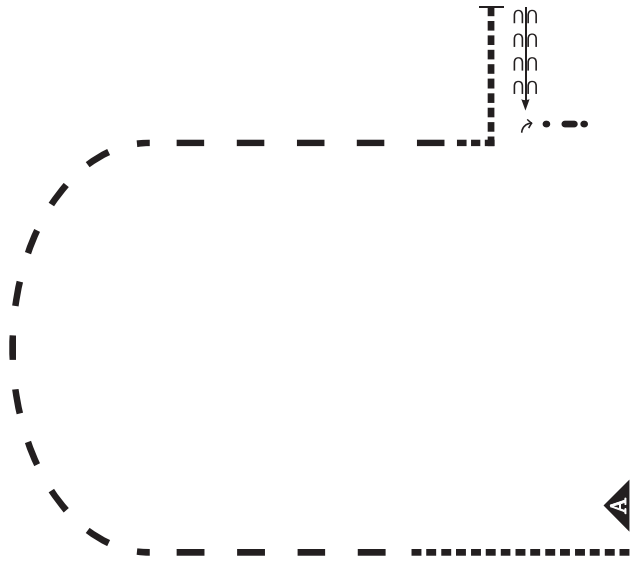
EQUITATION

(All Walk-Trot, Small Fry)
Round 1

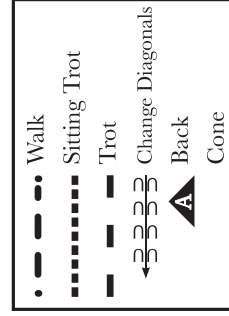


HORSEMANSHIP

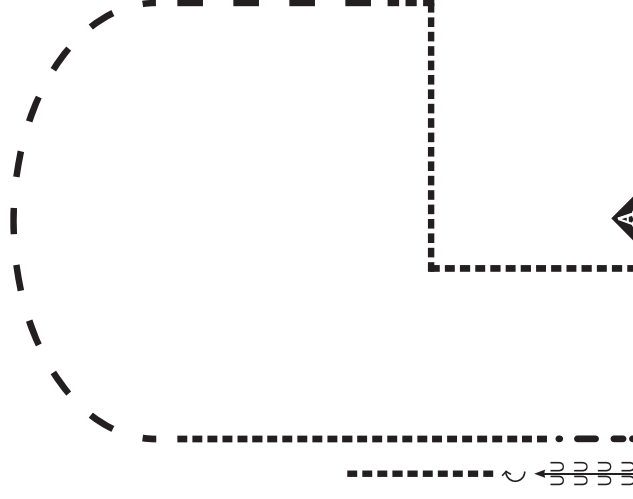
(All Walk-Trot, Small Fry)
Round 1



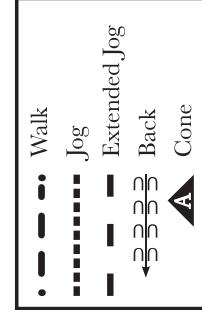
1. Sitting trot.
2. Posting trot right diagonal.
3. Switch diagonals, trot left diagonal arc.
4. Continue left diagonal line.
5. Sitting trot square corner.
6. Stop and back. 90° forehand turn right.
7. Exit at walk.



Pattern Provided by Mark Russell



1. Jog two square corners.
2. Extended jog line and half circle.
3. Jog.
4. Break to the walk.
5. Stop when even with cone A. Back one horse length.
6. Complete a 180° turn right.
7. Exit at jog.



Pattern Provided by Mark Russell

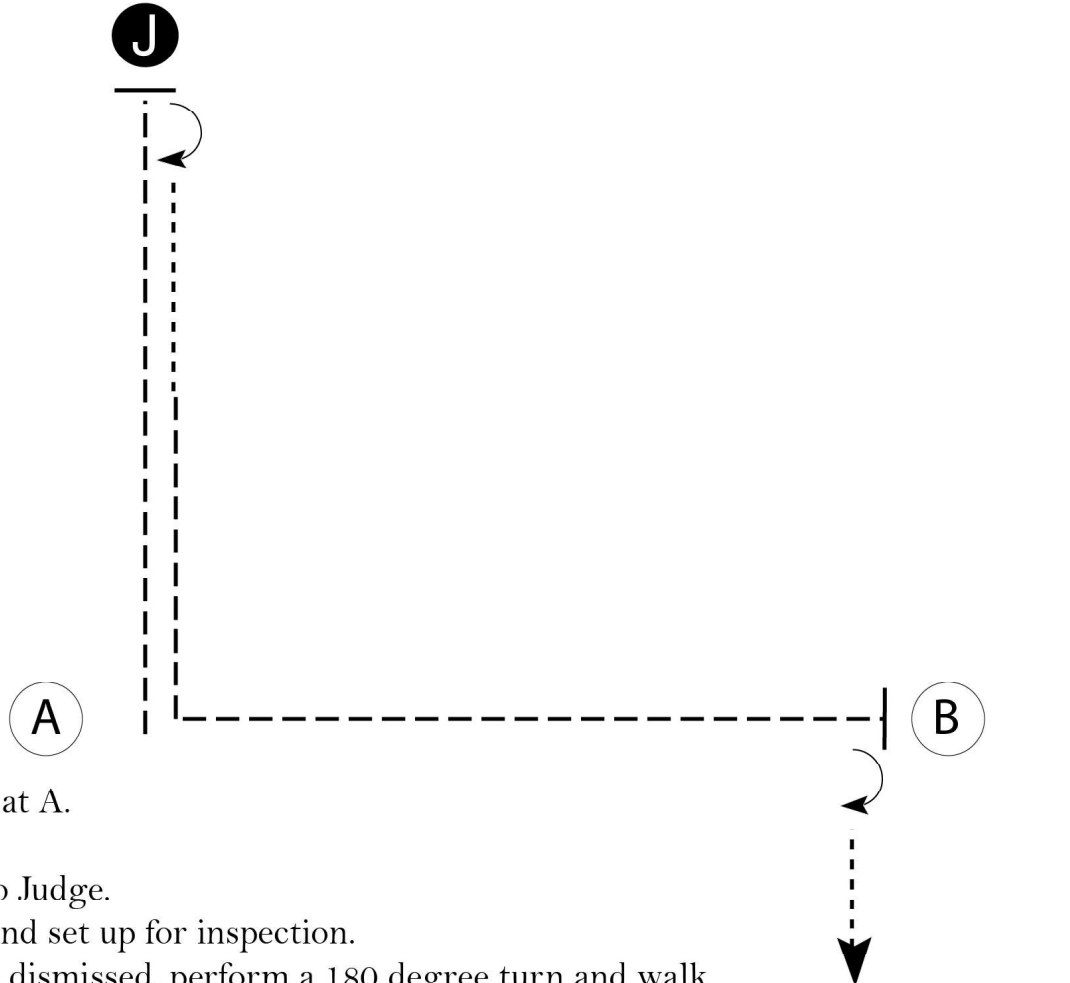
Big A - Round 1

Showmanship (Small Fry)

Show Date:

w w w . H o r s e S h o w P a t t e r n s . c o m

w w w . H o r s e S h o w P a t t e r n s . c o m



Be ready at A.

1. Trot to Judge.
2. Stop and set up for inspection.
3. When dismissed, perform a 180 degree turn and walk approximately two horse lengths.
4. Trot to A and trot a square corner. Continue to trot to B.
5. Stop and perform a 90 degree turn.
6. Walk to exit.

Walk	-----
Trot	- - - - -
Back	← ⊞ ⊞ ⊞ ⊞
Marker	⊞ B
Judge	⊙ J

[S/WT-109]

Pattern Provided by:

Big A - Round 1

Showmanship (All Level 1)

Show Date:

www.HorseShowPatterns.com

Be ready at A.

1. Trot to Judge.
2. Stop and set up for inspection.
3. When dismissed, perform a 180 degree turn and walk approximately two horse lengths.
4. Trot to A and trot a square corner. Continue to trot a second square corner and trot half of the line.
5. Walk until even with Judge and stop.
6. Back approximately two horse lengths and perform a 180 degree turn.
7. Trot to exit. Pattern is over once you pass B at the trot.

Walk Trot Back Marker Judge

www.HorseShowPatterns.com

[S2-109]

Pattern Provided by:

Big A - Round 1

Showmanship (Youth, Amateur, Select)

Show Date:

www.HorseShowPatterns.com

Be ready at A.

1. Trot to Judge.
2. Stop and set up for inspection.
3. When dismissed, perform a 540 degree turn and walk approximately two horse lengths.
4. Trot to A and trot a square corner. Continue to trot a second square corner and trot half of the line.
5. Walk until even with Judge and stop.
6. Back approximately two horse lengths and perform a 180 degree turn.
7. Trot to exit. Pattern is over once you pass B at the trot.

Walk Trot Back Marker Judge

www.HorseShowPatterns.com

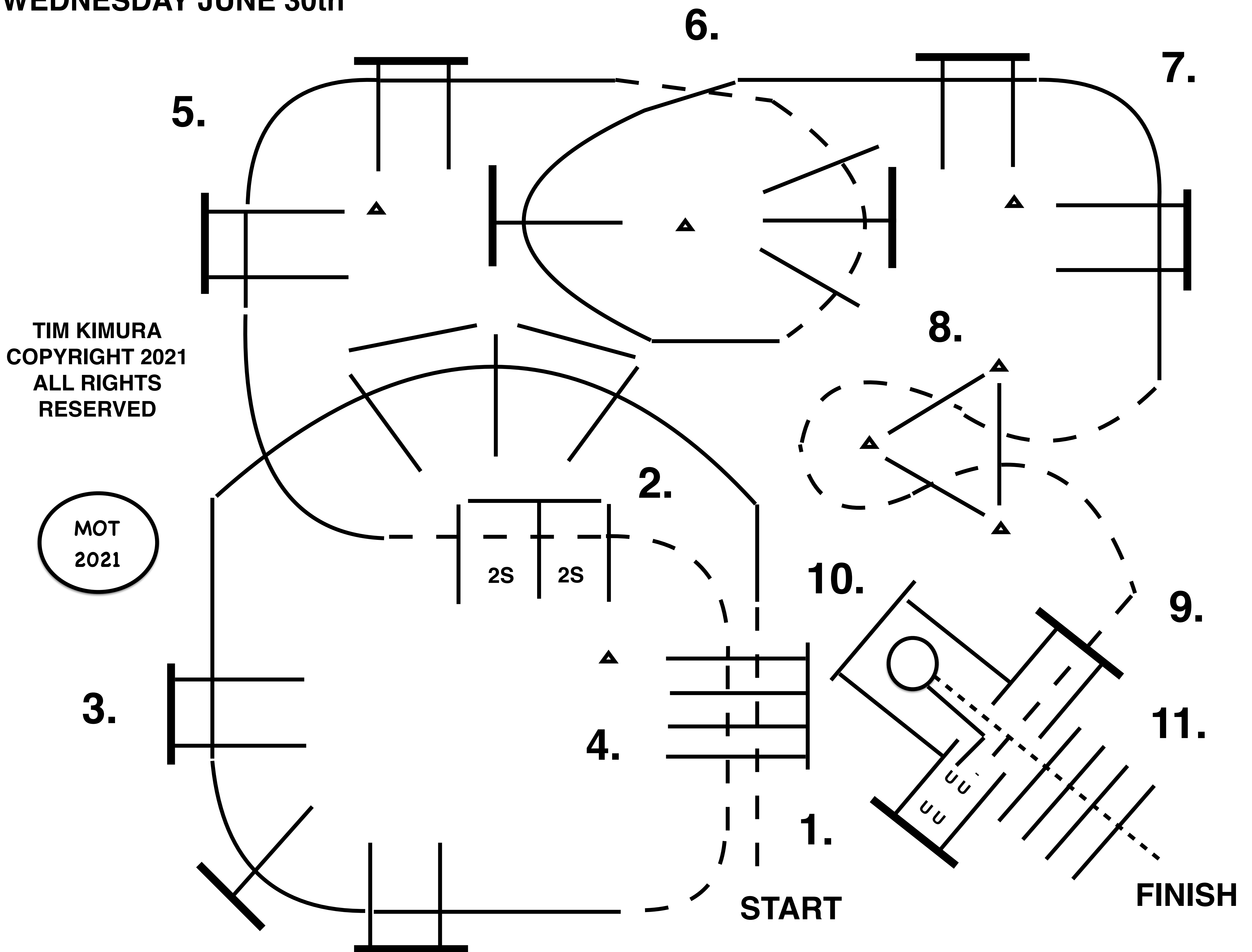
[S3-109]

Pattern Provided by:

2021 BIG A

AMATEUR AND SELECT TRAIL YOUTH TRAIL 13 & UNDER AND 14-18 SENIOR TRAIL

WEDNESDAY JUNE 30th

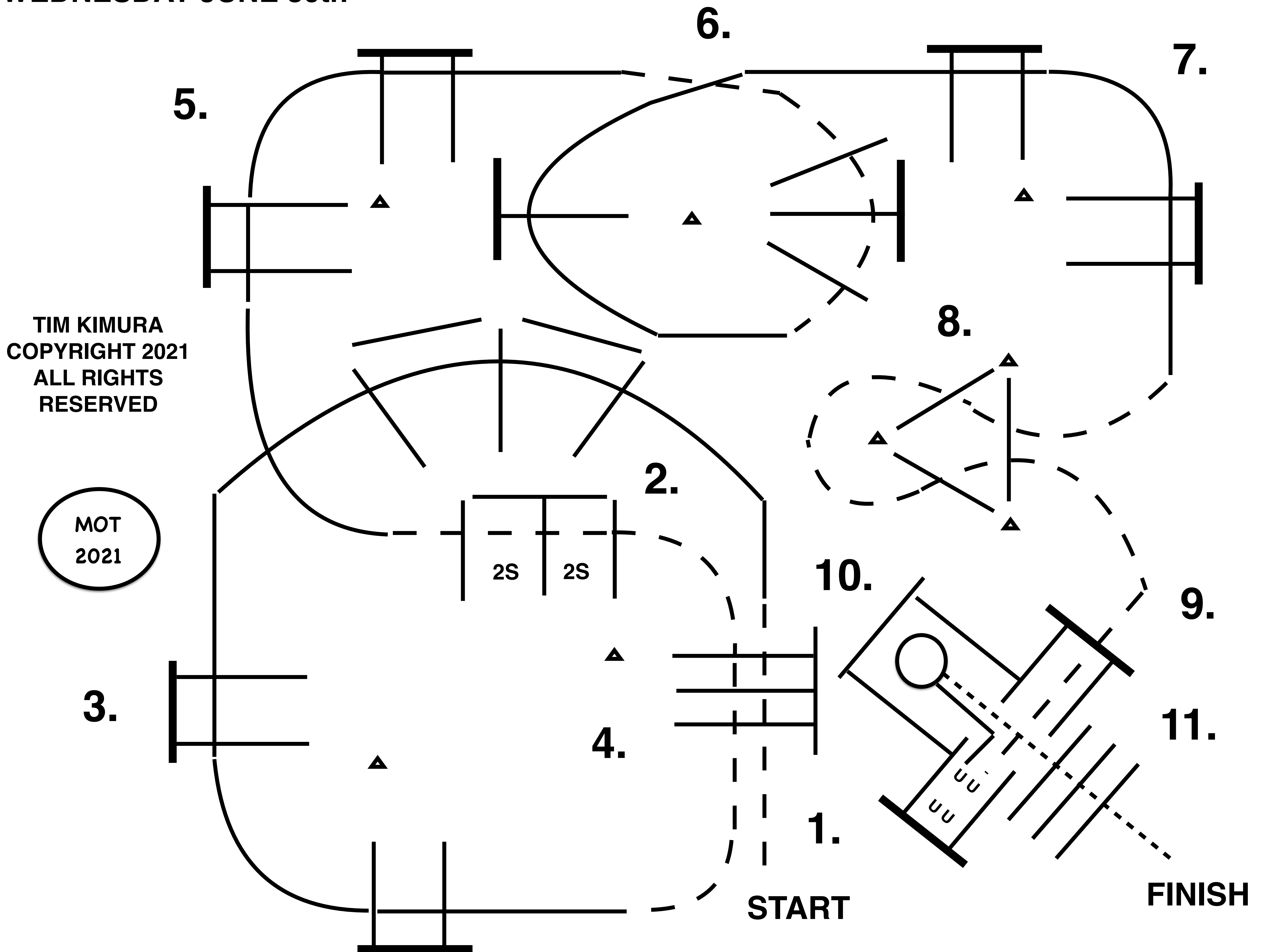


1. JOG OVER POLES.
2. LOPE OVER POLES (LEFT LEAD).
3. LOPE OVER POLES (LEFT LEAD).
4. BREAK TO THE JOG, JOG OVER POLES.
5. LOPE OVER POLES (RIGHT LEAD).
6. BREAK TO THE JOG, JOG OVER POLES,
THEN LOPE OVER POLE (RIGHT LEAD)
7. LOPE OVER POLES (RIGHT LEAD).
8. BREAK TO THE JOG, JOG THROUGH TRIANGLE.
9. JOG INTO CHUTE, BACK AROUND CORNER INTO THE BOX.
10. EXECUTE A 360 TURN EITHER WAY.
11. WALK OUT BOX, WALK OVER POLES.

2021 BIG A

GREEN SENIOR/JUNIOR TRAIL JUNIOR TRAIL NOVICE AMATEUR/NOVICE YOUTH TRAIL

WEDNESDAY JUNE 30th

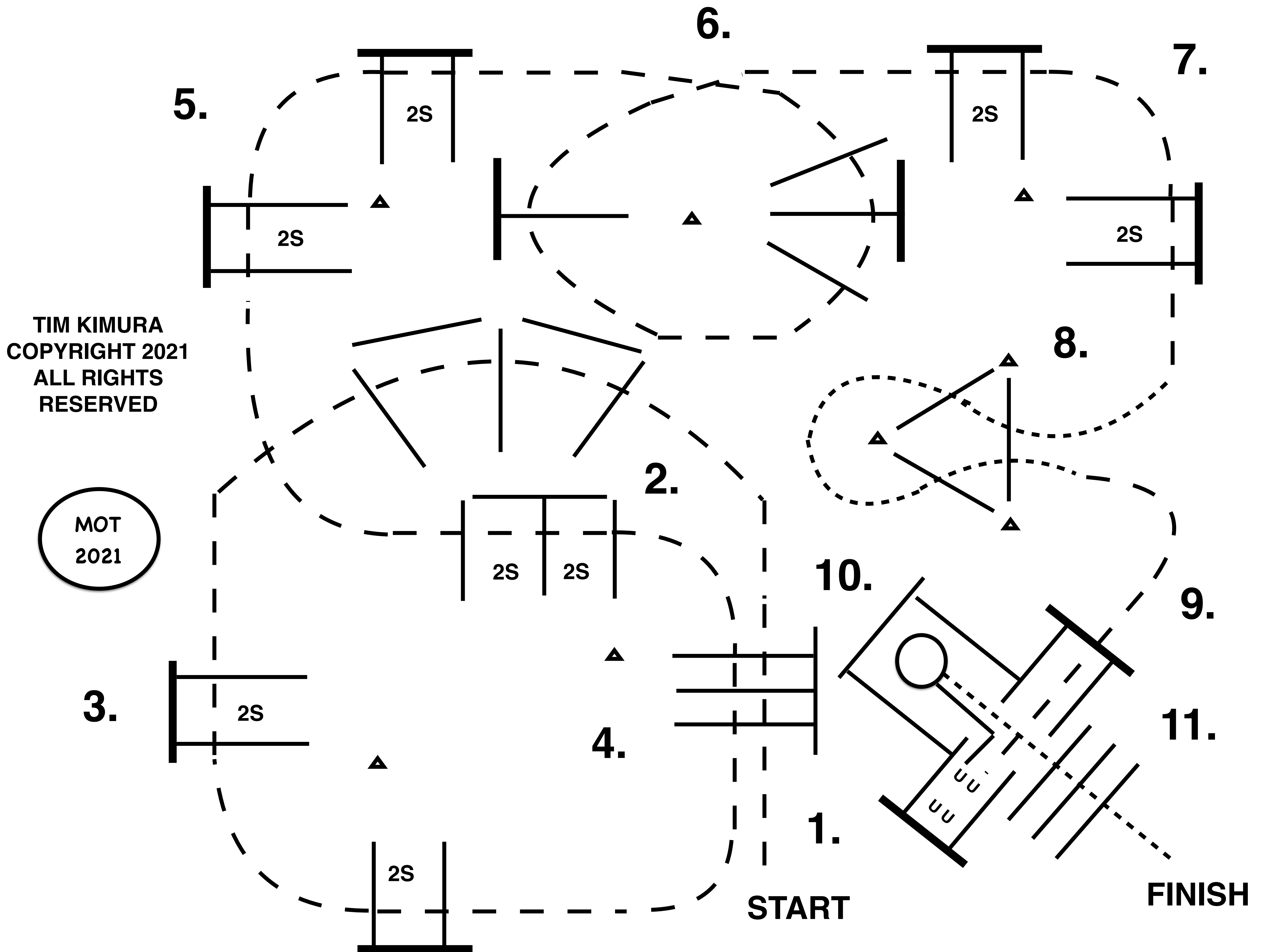


1. JOG OVER POLES.
2. LOPE OVER POLES (LEFT LEAD).
3. LOPE OVER POLES (LEFT LEAD).
4. BREAK TO THE JOG, JOG OVER POLES.
5. LOPE OVER POLES (RIGHT LEAD).
6. BREAK TO THE JOG, JOG OVER POLES,
THEN LOPE OVER POLE (RIGHT LEAD)
7. LOPE OVER POLES (RIGHT LEAD).
8. BREAK TO THE JOG, JOG THROUGH TRIANGLE.
9. JOG INTO CHUTE, BACK AROUND CORNER INTO THE BOX.
10. EXECUTE A 360 TURN EITHER WAY.
11. WALK OUT BOX, WALK OVER POLES.

2021 BIG A

WEDNESDAY JUNE 30th

SMALL FRY TRAIL
L1 AMATEUR W/T TRAIL
L1 YOUTH W/T TRAIL

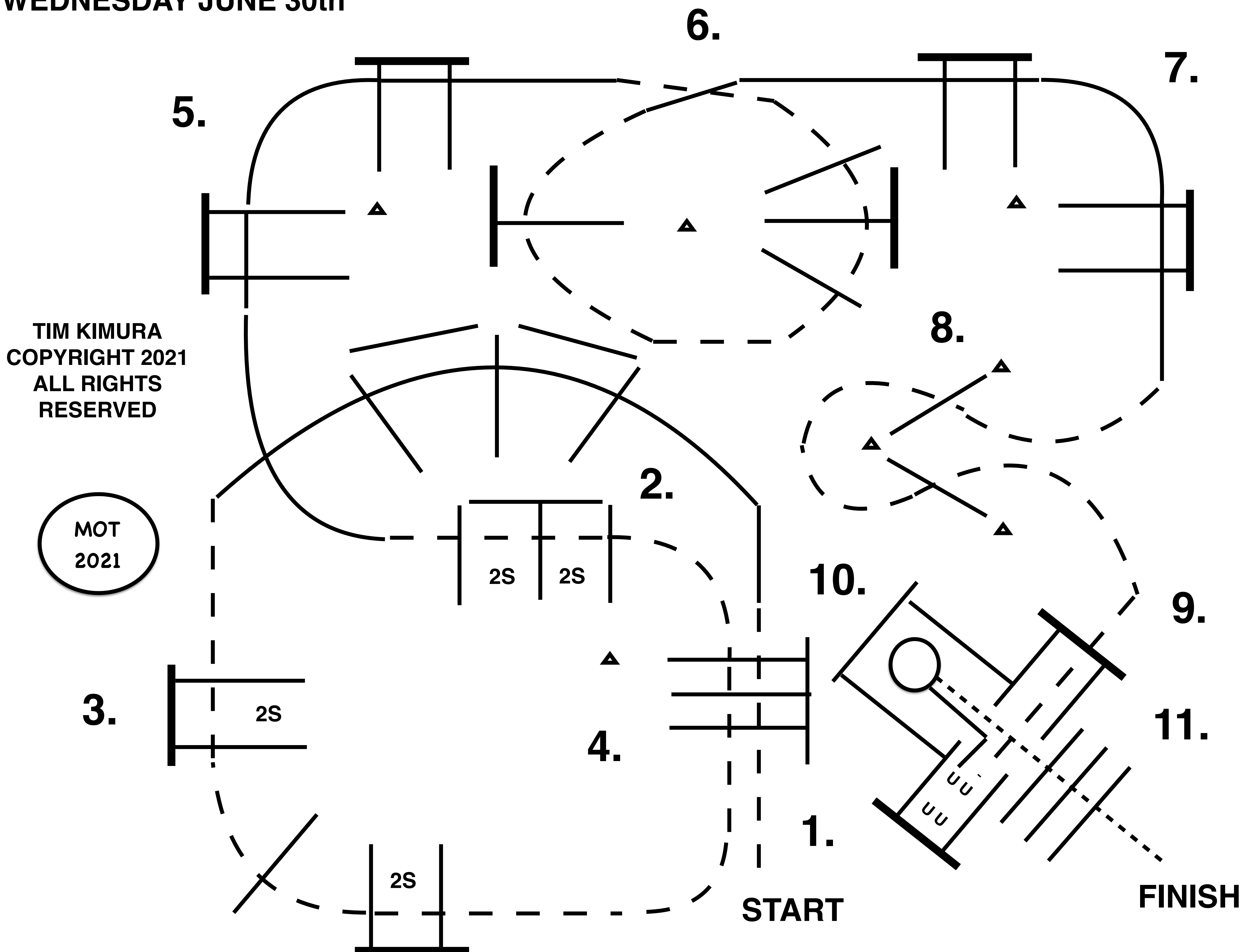


1. JOG OVER POLES.
2. JOG OVER POLES.
3. JOG OVER POLES.
4. JOG OVER POLES.
5. JOG OVER POLES.
6. JOG OVER POLES.
7. JOG OVER POLES.
8. BREAK TO THE WALK, WALK THROUGH TRIANGLE.
9. JOG INTO CHUTE, BACK AROUND CORNER INTO THE BOX.
10. EXECUTE A 360 TURN EITHER WAY.
11. WALK OUT BOX, WALK OVER POLES.

2021 BIG A

**SHOW FOR DOUGH
3 YO OPEN TRAIL**

WEDNESDAY JUNE 30th

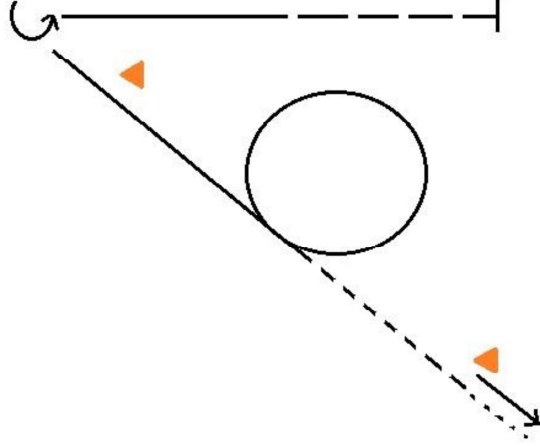


TIM KIMURA
COPYRIGHT 2021
ALL RIGHTS
RESERVED

MOT
2021

1. JOG OVER POLES.
2. LOPE OVER POLES (LEFT LEAD).
3. JOG OVER POLES.
4. JOG OVER POLES.
5. LOPE OVER POLES (RIGHT LEAD).
6. BREAK TO THE JOG, JOG OVER POLES.
7. LOPE OVER POLES (RIGHT LEAD).
8. BREAK TO THE JOG, JOG OVER POLES AND AROUND CONES.
9. JOG INTO CHUTE, BACK AROUND CORNER INTO THE BOX.
10. EXECUTE A 360 TURN EITHER WAY.
11. WALK OUT BOX, WALK OVER POLES.

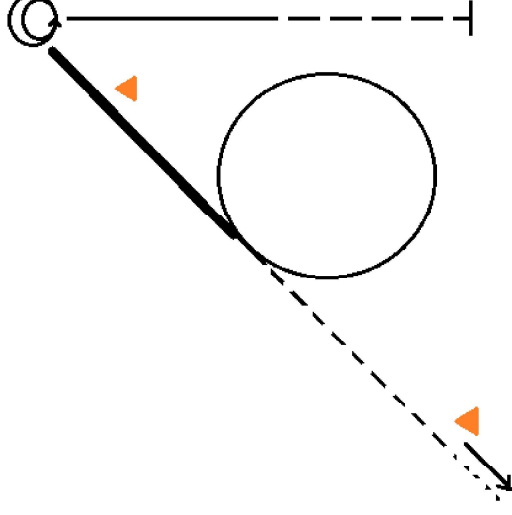
L1 Youth, L1 Amateur and 13 & Under Horsemanship



BE READY AT THE MARKER

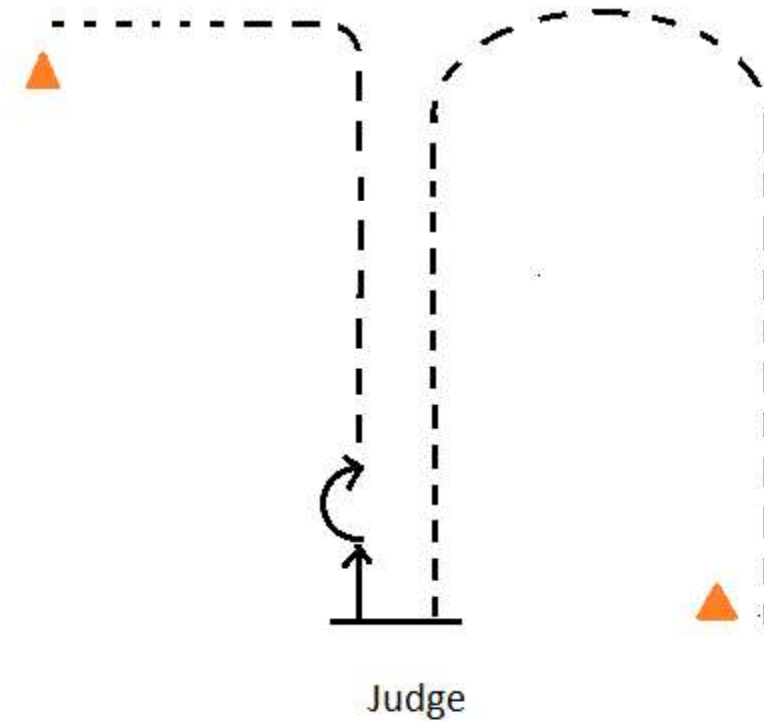
1. Back one horse length
 2. Walk back to marker
 3. Jog to center
 4. Lope a circle on the right lead and continue straight past the marker
 5. Turn approximately 245 degrees to the left
 6. Lope on the left lead to center of pattern
 7. Break to an extended trot and continue to the marker and stop
- PATTERN IS COMPLETE.....EXIT AT JOG

HORSEMANSHIP- 14-18 YOUTH, AMATEUR AND AMATEUR SELECT



BE READY AT THE MARKER

1. Back one horse length
 2. Walk to Marker
 3. Jog to center of pattern
 4. Lope a circle on the right lead
 5. Continue in a straight line with increased speed and stop past the marker
 6. Turn approximately 605 degrees to the left
 7. Lope on the left lead to center of pattern
 8. Break to an extended trot until even with the marker and stop
- PATTERN IS COMPLETE EXIT AT A JOG

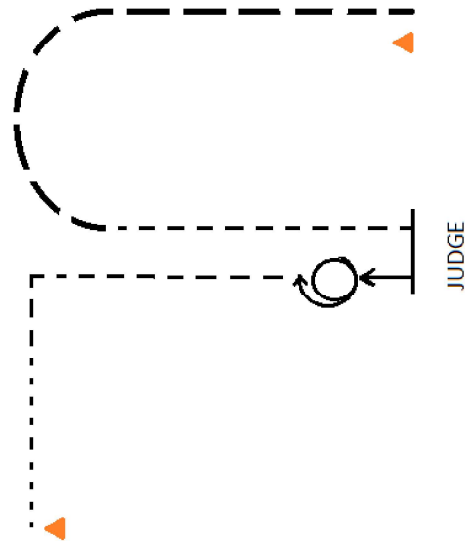


BE READY AT THE MARKER

1. Trot the arc and continue to the judge
2. Stop and set up
3. Inspection
4. Back one horse length
5. Pivot 180 degrees
6. Trot straight and thru turn
7. Break to a walk to the marker. Hesitate to show completion of the pattern.
Do not set up. Pattern is complete. Exit at a walk

Big A 2

SHOWMANSHIP- 14-18 YOUTH, AMATEUR and AMATEUR SELECT

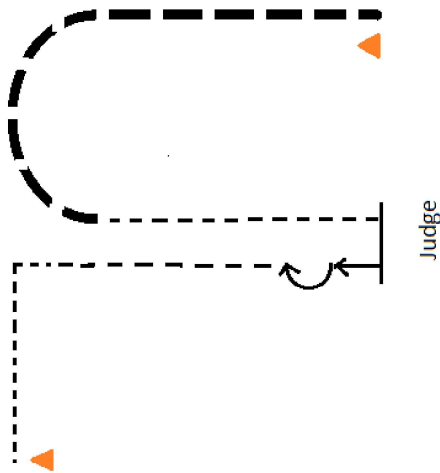


BE READY AT THE MARKER

1. Extend the trot through the arc
2. Slow to a trot and continue to the judge
3. Stop and set up
4. Inspection
5. Back one horse length
6. Pivot 540 degrees
7. Trot and trot a square corner
8. Break to a walk and walk to the marker. Hesitate to show completion of the pattern. Do not set up. PATTERN IS COMPLETE....EXIT AT A WALK

Big A 2

SHOWMANSHIP- L1 YOUTH, L1 AMATEUR and 13 & UNDER

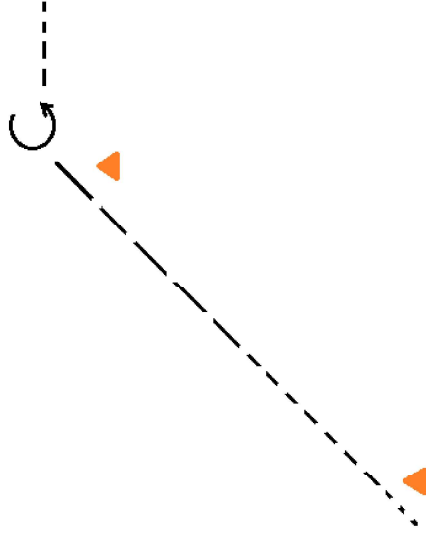


BE READY AT THE MARKER

1. Extend the trot through the arc
2. Slow to a trot and continue to the judge
3. Stop and set up
4. Inspection
5. Back a horse length
6. Pivot 180 degrees
7. Trot
8. Break to a walk just before the corner and do a square turn and continue to walk to the marker. Hesitate to show completion of pattern. Do not set up PATTERN IS COMPLETE..... EXIT AT A WALK

Big A 2

HORSEMANSHIP- SMALL FRY AND WALK TROT

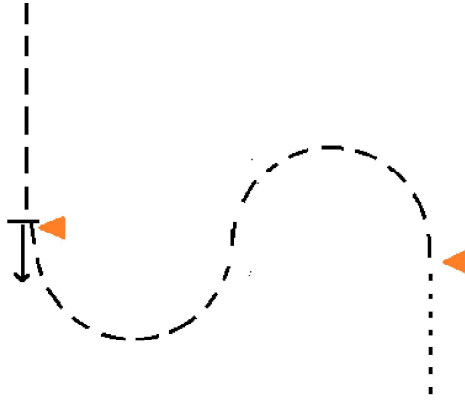


BE READY AT THE MARKER

1. Walk one horse length
 2. Jog to the center of the pattern
 3. Extend the trot past the marker and stop
 4. Turn approximately 270 degrees to the left
 5. Exit at a jog
- PATTERN IS COMPLETE

Big A 2

EQUITATION- WALK TROT AND SMALL FRY

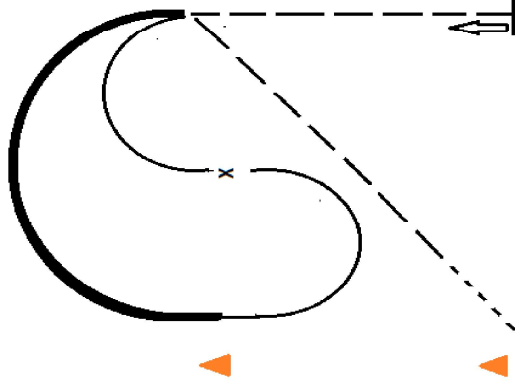


BE READY BEFORE THE MARKER

1. Walk to the marker
 2. Posting trot on the right diagonal for a half circle
 3. Change diagonals and complete another half circle
 4. Stop and back one horse length
 5. Sitting trot to exit
- PATTERN IS COMPLETE

Big A 2

EQUITATION- YOUTH , AMATEUR & AMATEUR SELECT - Big A 2

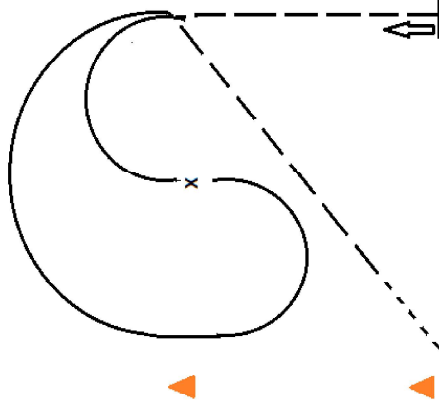


BE READY AT THE MARKER

1. WALK 2 HORSE LENGTHS
2. TROT ON THE RIGHT DIAGONAL
3. HAND GALLOP ON THE LEFT LEAD FOR ½ CIRCLE
4. COLLECT THE CANTER FOR ½ CIRCLE
5. CHANGE LEADS (Simple or Flying) AND CANTER ½ CIRCLE ON THE RIGHT LEAD
6. TROT ON THE LEFT DIAGONAL FROM MARKER 2 AND ½ WAY TO MARKER 1
7. CONTINUE AT THE SITTING TROT TO MARKER 1
8. HALT AND BACK 1 HORSE LENGTH. Exit at the trot

Big A 2

EQUITATION – L1 YOUTH , L1 AMATEUR - Big A 2

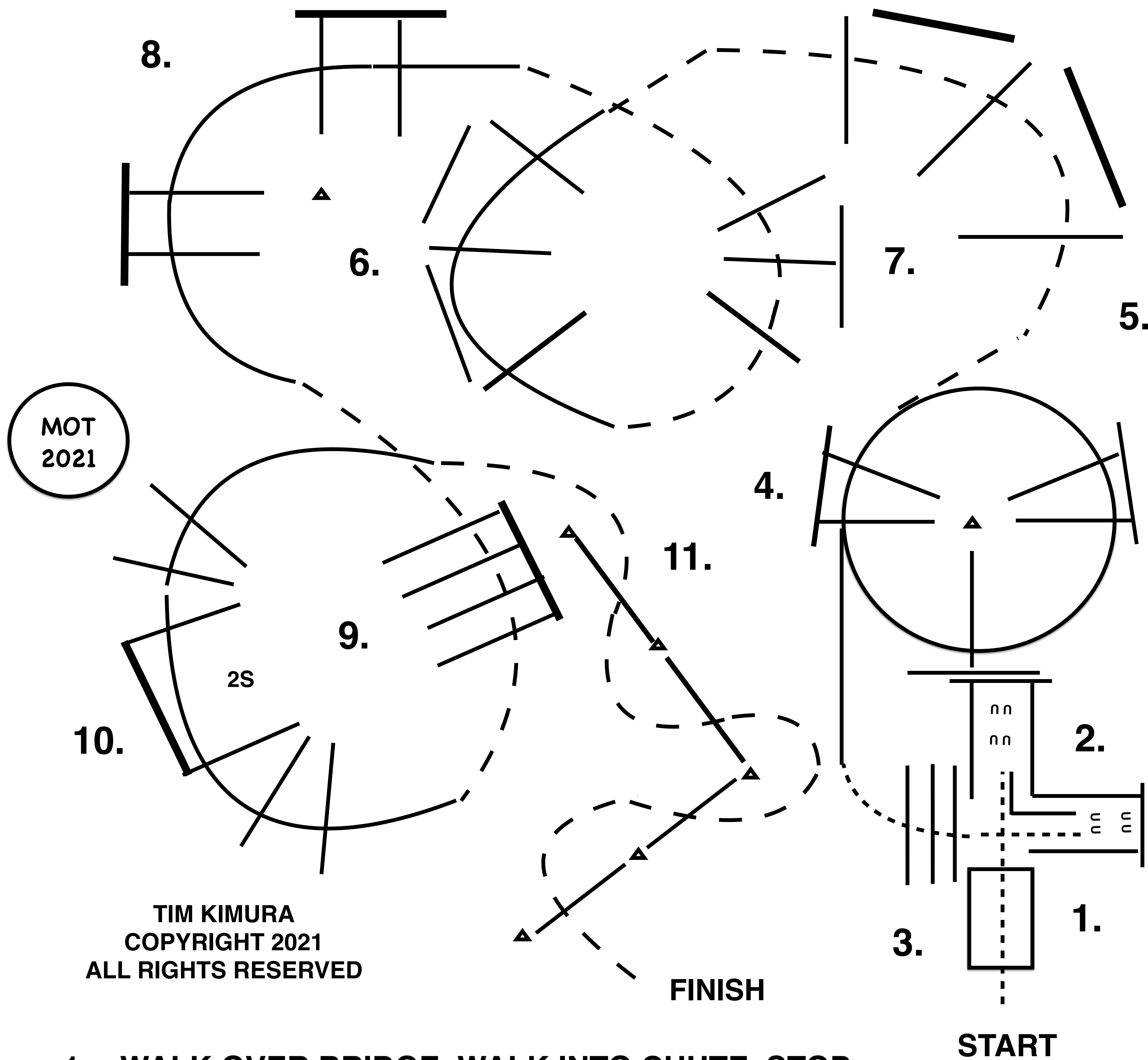


BE READY AT THE MARKER

1. WALK 2 HORSE LENGTHS
2. TROT ON THE RIGHT DIAGONAL
3. CANTER ON THE LEFT LEAD
4. CHANGE LEADS (simple or flying) AND CANTER ½ CIRCLE ON THE RIGHT LEAD
5. TROT ON THE LEFT DIAGONAL FROM MARKER 2 AND ½ WAY TO MARKER 1
6. CONTINUE AT THE SITTING TROT TO MARKER 1
7. HALT AND BACK 1 HORSE LENGTH. Exit at the trot

**2021 BIG A
SATURDAY JULY 3RD**

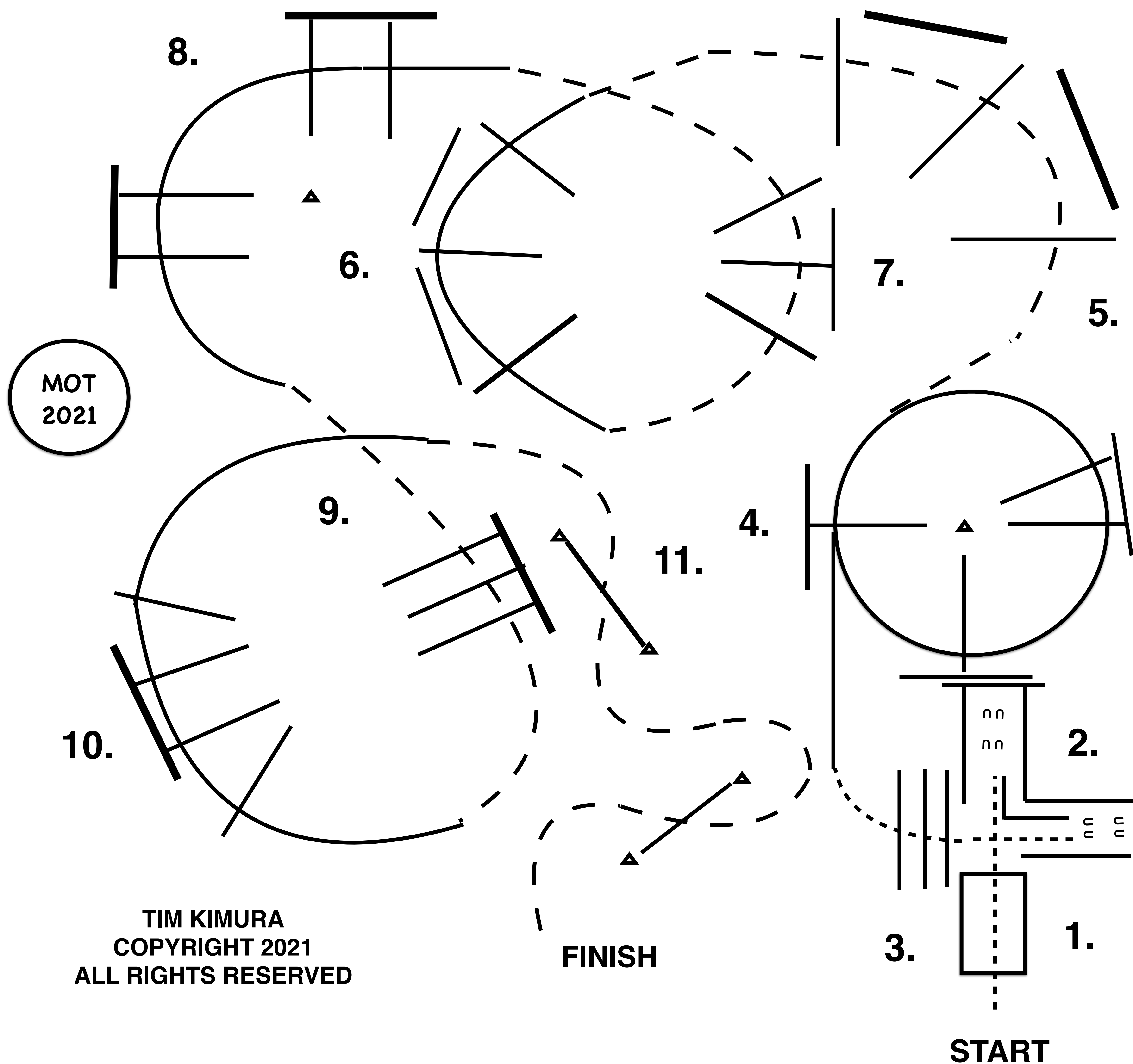
**SFD 4-5 YO OPEN TRAIL
AMATEUR - SELECT TRAIL
YOUTH 13 UN, 14-18 AND SENIOR TRAIL**



1. WALK OVER BRIDGE, WALK INTO CHUTE, STOP.
2. BACK THROUGH "L"
3. WALK OVER POLES.
4. LOPE OVER POLES (RIGHT LEAD).
5. JOG OVER POLES.
6. LOPE OVER POLES (LEFT LEAD).
7. JOG OVER POLES.
8. LOPE OVER POLES (LEFT LEAD).
9. JOG OVER POLES.
10. LOPE OVER POLES (RIGHT LEAD).
11. JOG THROUGH SERPENTINE, JOG OVER POLES.

**2021 BIG A
SATURDAY JULY 3RD**

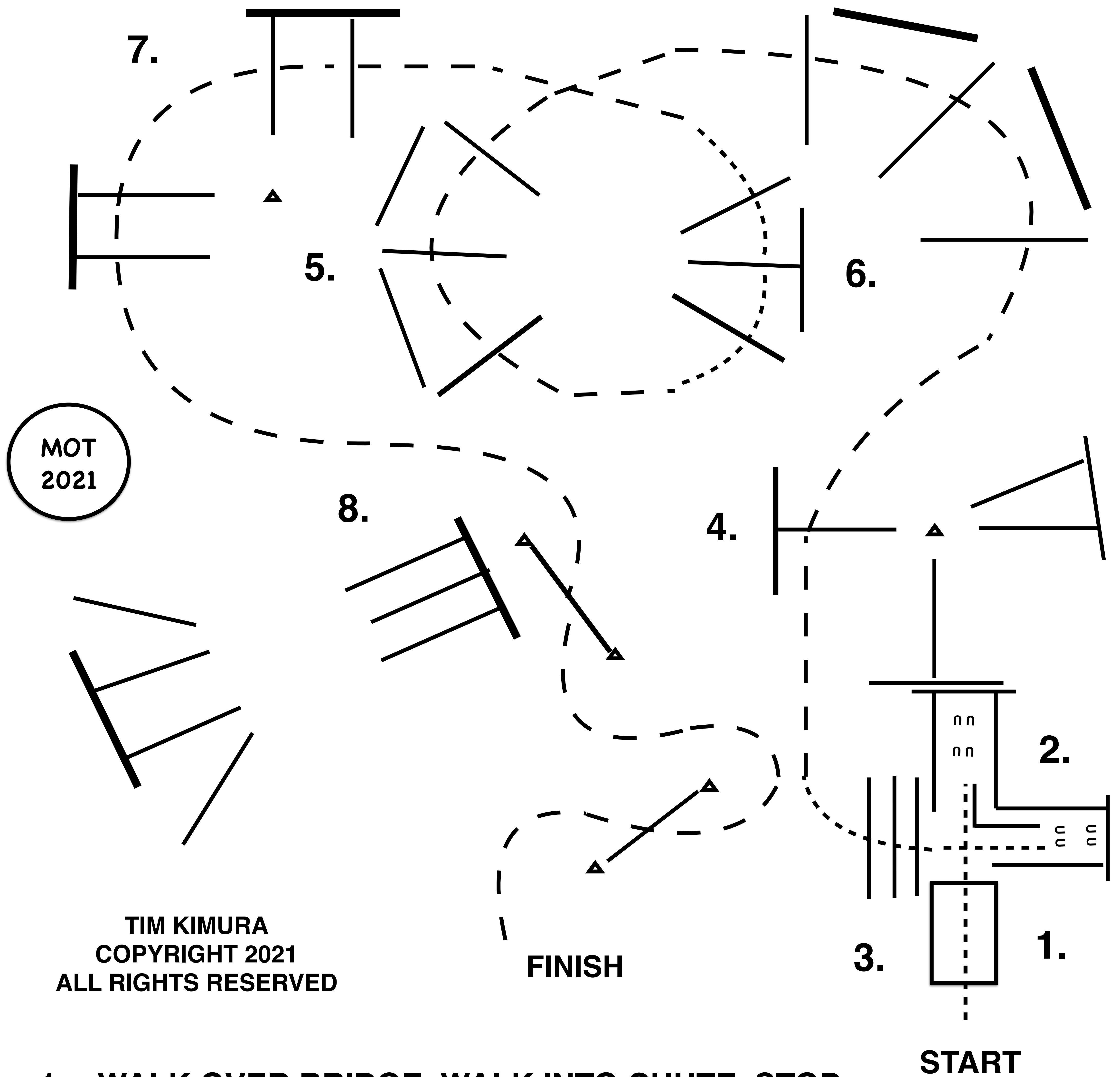
**GREEN SENIOR/JUNIOR TRAIL
JUNIOR TRAIL - L1 AMATEUR TRAIL
L1 YOUTH TRAIL**



1. WALK OVER BRIDGE, WALK INTO CHUTE, STOP.
2. BACK THROUGH "L"
3. WALK OVER POLES.
4. LOPE OVER POLES (RIGHT LEAD).
5. JOG OVER POLES.
6. LOPE OVER POLES (LEFT LEAD).
7. JOG OVER POLES.
8. LOPE OVER POLES (LEFT LEAD).
9. JOG OVER POLES.
10. LOPE OVER POLES (RIGHT LEAD).
11. JOG THROUGH SERPENTINE, JOG OVER POLES.

**2021 BIG A
SATURDAY JULY 3RD**

**SMALL FRY
WALK TROT AMATEUR
WALK TROT YOUTH**



1. WALK OVER BRIDGE, WALK INTO CHUTE, STOP.
2. BACK THROUGH "L"
3. WALK OVER POLES.
4. JOG OVER POLES.
5. JOG OVER POLES.
6. WALK OVER POLES.
7. JOG OVER POLES.
8. JOG THROUGH SERPENTINE, JOG OVER POLES.