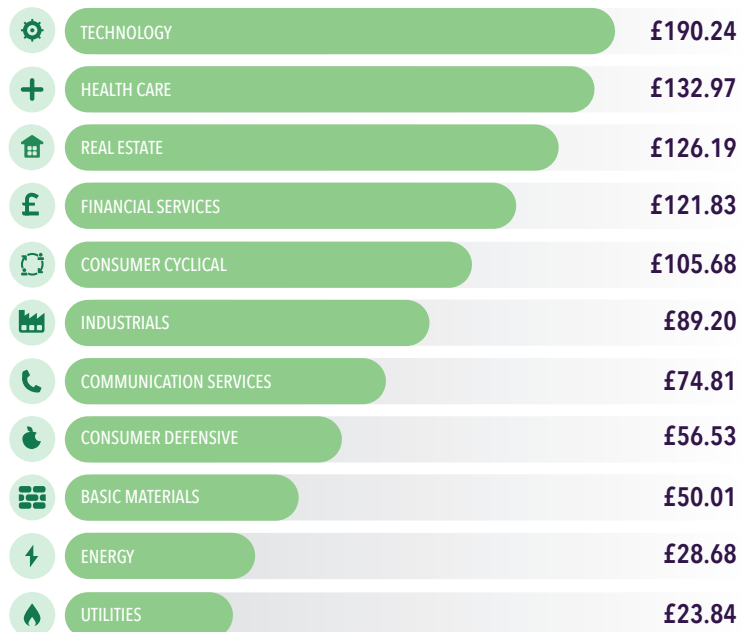


# EBI'S VANTAGE EARTH 60 PORTFOLIO



Here's how your **£1000 investment** might break down, using the Global MPS Balanced as an example

Your investment in equities gives you access to more than **18,000** companies across different industries



**EQUITIES 60%**


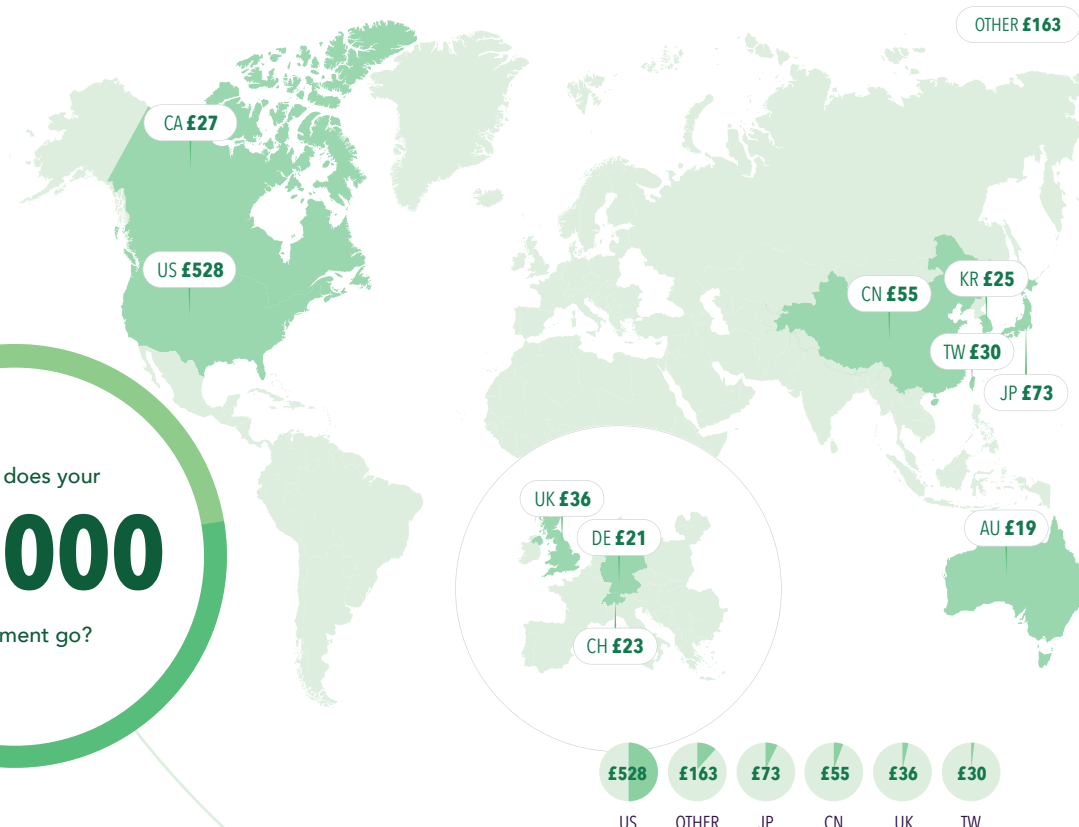


Where does your

**£1,000**

investment go?

Your investment is split across **81** different countries, in **37** currencies



\*This includes all remaining countries that are not on the map.



**BONDS 40%**



**EARTH 60**

Actual Equities: 8,345  
Effective Bonds: 10,773



EBI PORTFOLIOS LTD

Suite 7, Beecham Business Park,  
Northgate, Aldridge, WS9 8TZ  
01922 472 226 enquiries@ebi.co.uk  
ebi.co.uk



CLEARWATER WEALTH MANAGEMENT

42 Wycombe Road, Holmer Green, High Wycombe  
Buckinghamshire, HP15 6RY  
01494 717 000 graham@clearwaterwealth.co.uk  
clearwaterwealth.co.uk

THE VALUE OF INVESTMENTS CAN GO DOWN AS WELL AS UP & IT IS POSSIBLE TO GET BACK LESS THAN THE AMOUNT INVESTED. PAST PERFORMANCE IS NOT A RELIABLE INDICATOR OF FUTURE PERFORMANCE.

© 2021 EBI Portfolios, Limited. All rights reserved. Issued by EBI Portfolios, Limited.  
EBI Portfolios Ltd. is authorised and regulated by the Financial Conduct Authority. Registration number 581079.