

# 3-Dimensional Tic-Tac-Toe

With 3-D Tic-Tac-Toe, you can get 3 in a row horizontally, diagonally, or vertically.

The Cube is the O. The Jack is the X.

**On the very first turn, the first player may not place a piece in the center.** After that, pieces may be placed wherever players want.

There are 2 ways to play:

1. First player to get 3 in a row wins. This is very easy and the games will be short.


2. The second way is much more interesting.

Play continues and players make as many 3-in-a-rows as they can. Each time you make a 3-in-a-row, put a tally mark on your side of the score sheet.


Keep playing until the game is full of Cubes and Jacks. Then count up the number of 3-in-a-rows each player has. The player with the most tally marks at the end is the winner.

3. Here are ways you can make 3-in-a-row.


a. A vertical straight line




b. A horizontal straight line




c. A horizontal diagonal



d. A vertical diagonal



e. A horizontal AND vertical diagonal



# 3-Dimensional Tic-Tac-Toe

## Tally Sheet

Each player makes a tally mark each time he or she makes a 3-in-a-row.

### Game 1

	Make your tally marks below
Player 1	
Player 2	

### Game 2

	Make your tally marks below
Player 1	
Player 2	

### Game 3

	Make your tally marks below
Player 1	
Player 2	

### Game 4

	Make your tally marks below
Player 1	
Player 2	

**Game 5**

	Make your tally marks below
Player 1	
Player 2	

**Game 6**

	Make your tally marks below
Player 1	
Player 2	

**Game 7**

	Make your tally marks below
Player 1	
Player 2	

**Game 8**

	Make your tally marks below
Player 1	
Player 2	

**Game 9**

	Make your tally marks below
Player 1	
Player 2	