




# SANTA CRUZ CONNECT EVENT

## JULY 18, 2017


### Summary of Data

#### CLIENT DATA

##### AGE OF CLIENT



##### GENDER




##### ADULTS (18+) WITH CHILDREN



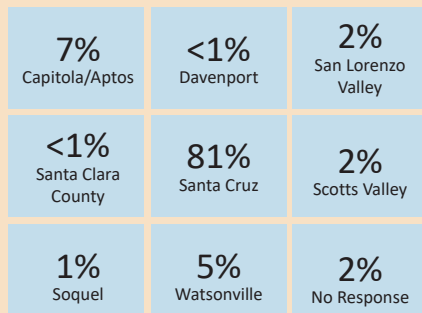
##### VETERANS



##### CLIENTS WITH STABLE HOUSING

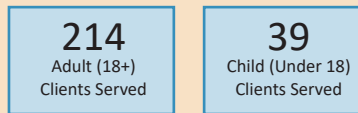


##### PRIMARY LOCATION



Source: Santa Cruz Connect 2017, Sign in Form, n= 214.

#### CLIENT FEEDBACK

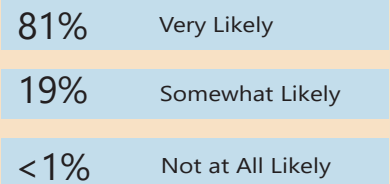


##### AVERAGE CLIENT RATINGS

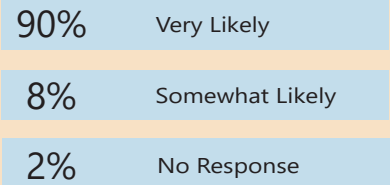
5: Extremely Satisfied- 1: Extremely Dissatisfied



##### HOW LIKELY ARE CLIENTS TO PARTICIPATE NEXT YEAR?

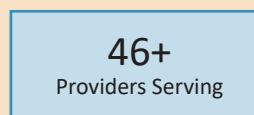


##### HOW LIKELY ARE CLIENTS TO RECOMMEND THIS EVENT TO OTHERS?



Source: Santa Cruz Connect 2017, Client Feedback Form, n= 149.

#### PROVIDER FEEDBACK




##### AVERAGE PROVIDER RATINGS

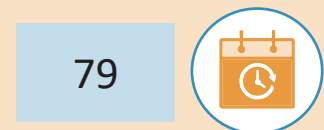
5: Extremely Satisfied- 1: Extremely Dissatisfied



##### WOULD YOU ATTEND ANOTHER SANTA CRUZ CONNECT EVENT?



##### NUMBER OF APPOINTMENTS MADE FOR AFTER DATE OF EVENT



##### NUMBER OF PROVIDERS SIGNED UP FOR WATSONVILLE EVENT AS OF JULY 31, 2017



Source: Santa Cruz Connect 2017, Provider Feedback Form, n= 26.