

How to Build a Mobile Content Document



Denny.Bulcao@partner.samsung.com

I. Topic definitions

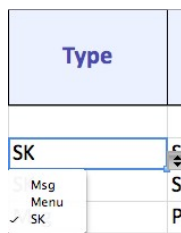
	A	D	J	K	L	X	AB
1	String ID	Draft English	Denny's Edit	Type	Design Type	English Context	Reference in UI Doc
2							
3	app_name	Milk Music		Msg	POP	User launches Music	2

A. **String ID** — Enter the string ID from the strings.xml Dreamweaver file (<string name="app_name">Milk Music</string>).

D. **Draft English** — Enter the draft English from the strings.xml Dreamweaver file (<string name="app_name">Milk Music</string>).

J. **Denny's (Your) Edit** — Can you say it better? And within the Samsung Mobile Terminology Guidelines? Write it here.

K. **Type** — Refer to pages 2-3 as you choose from the dropdown in your Excel spreadsheet. **Msg: Message** **Menu: Menu** **SK: Soft Key**




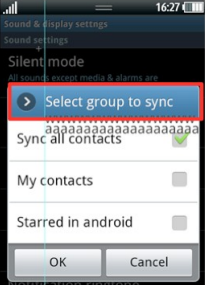
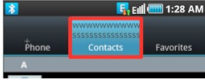
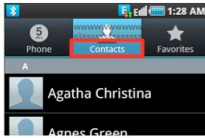
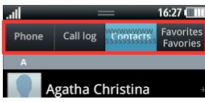
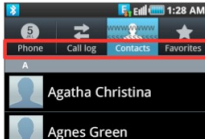
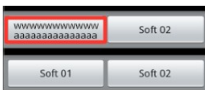

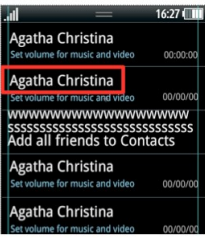
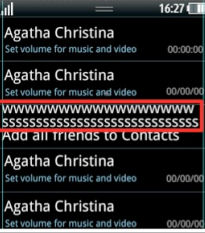

L. **Design Type** — Refer to pages 2-3 as you choose from the dropdown in your Excel spreadsheet. Use another content doc as a guide. You can also ask engineers for detailed definitions of the categories.



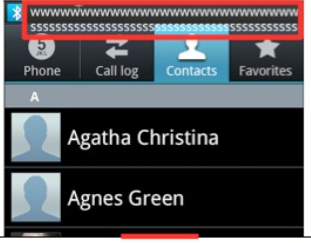
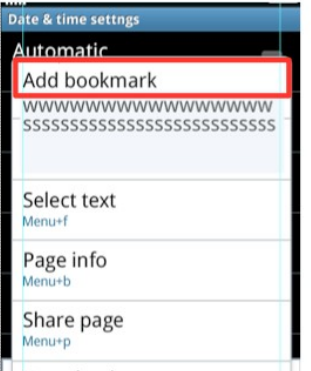
Design Type	Er
SK2	Cancel softkey i
SK2	HEADER
SK2	HEADER2
POP	HEADER(ABB)
POP	BODY
POP	BODY(ABB)
POP	MBODY
POP	MBODY(ABB)
POP	OPT
POP	OPT(ABB)
POP	OPT1
POP	OPT1(ABB)
POP	OPT2
POP	OPT2(ABB)
POP	IOPT3
POP	POP
POP	POP(ABB)
POP	SK
POP	SK(ABB)
MBODY	SK1
MBODY	SK2
MBODY	SK2(ABB)
MBODY	SK3
MBODY	SK4
MBODY	BUTTON
MBODY	BUTTON(ABB)
MBODY	BUTTON2
MBODY	DROP
MBODY	TAB
MBODY	TAB(ABB)
MBODY	TAB2
MBODY	TAB2(ABB)
MBODY	ITAB
MBODY	ITAB4

X. **English Context** — Describe the exact path you took to get to this screen.

AB. **Reference in UI Doc** — Where is this location shown in the UI doc? Open the newest UI doc and record the section number here.

Tab

1	Category	DesignType	Description	Space restriction	Android
2	HEADER	HEADER	Screen header	43 (10)	
3		HEADER(ABB)	Popup header	000 00	
4	TAB	TAB	Non-icon tab	22 (20, 11X2)	
5		ITAB	Icon + text	12 (10)	
6		TAB4	Non-icon tab	16 (20, 8X2)	
7		ITAB4	Icon + text	9 (10)	
8	SK	SK2	Soft Key	26 (20, 13X2)	
9		SK3	Soft Key	16 (20, 8X2)	
10	BODY	MBODY	Main body	25 (10)	
11		BODY	Sub body	0000	
12		BODY(ABB)	Sub body	000 00	

	POP	Information or Warning popup	☰☰☰☰		
13	POP	POP	Information or Warning popup	☰☰☰☰	
14		POP(ABB)	Status bar	☰☰ ☰☰	
	OPT	OPT(ABB)	Option	☰☰ ☰☰	

Please contact Denny.Bulcao@partner.samsung.com with any questions.