

Name _____







2-ESS2-1

Changing Land Shapes

Problem

Land Shape Before

Change

<input type="checkbox"/> Wind 	<input type="checkbox"/> Water 
<input type="checkbox"/> Rapid 	<input type="checkbox"/> Slow 

Land Shape After

**Solution
(Stability)**

