

Name _____



2-LS2-1

Environmental Plant Needs

Phenomenon


Cave



[Source](#)

Plant Needs (Cause)

Plants around cave receive light but there is not light in the cave.



Patterns Plant Growth (Effect)



No plants in darkness
More leaves outside cave
Thicker stems away from opening
No branches in darkness

Environmental Plant Needs

Phenomena


Top of hill




[Source](#)

Plant Needs (Cause)

Water drains off the top of the hill so there is less plant growth on the top.



Patterns Plant Growth (Effect)



taller grass at the bottom
fewer leaves on top
thicker stems down the hill
fewer leaves on top