

# 2025



**NTW**  


---

**MARKETS**

# Trading Guide



**“Everything you need to know about the  
NEXT TRADING WAVE “**



# Table of contents

	Page
NTW Markets	01
Welcome Message	
How to enroll	02-03
KYC Verification	04
Deposting Funds for wallet	05
Platforms to Trade with	06
PAMM Setup, Funding, & Withdrawal Process	07-10
Becoming an IB	11



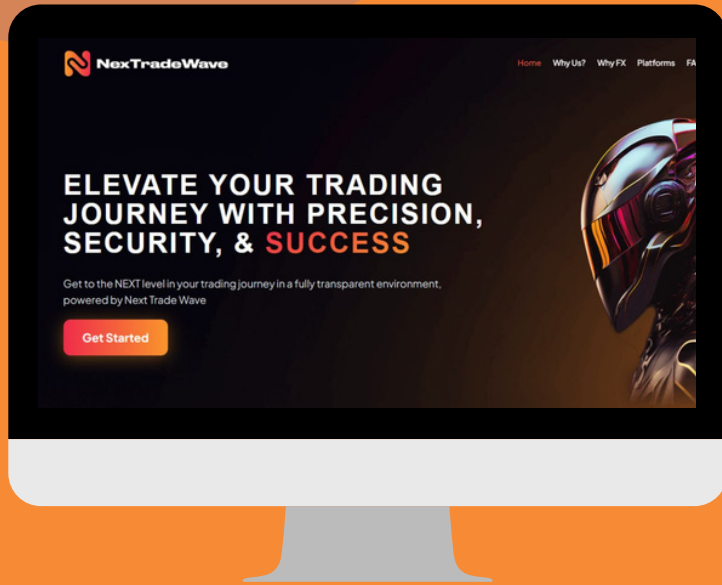


# Welcome Message

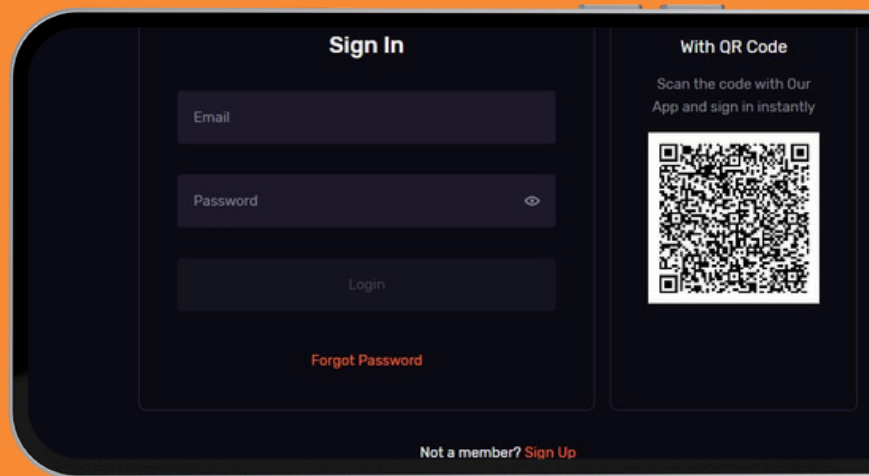
At NTW Markets we are not just a Forex Brokerage—we're your partner in financial growth. Whether you're an ambitious trader looking to scale or an entrepreneur seeking a trustworthy brokerage solution. We provide the funding tools and expertise to take your success to the next level 🚀

Trade with confidence, Scale with precision, Succeed with us.  
Start your journey today and experience the NTW Markets advantage that NO OTHER BROKER will give you!

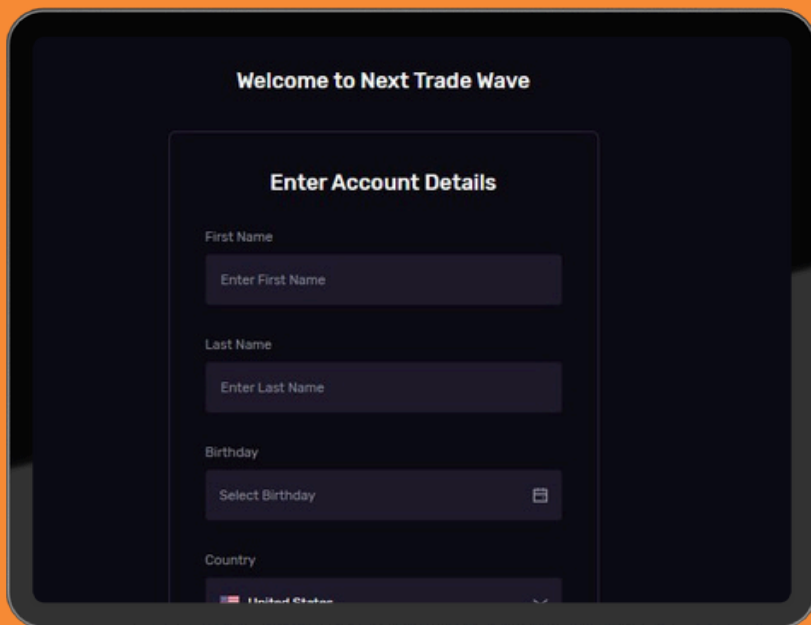
# Enrollment



- 1) Go to nexttradewave.com
- 2) Click Get Started

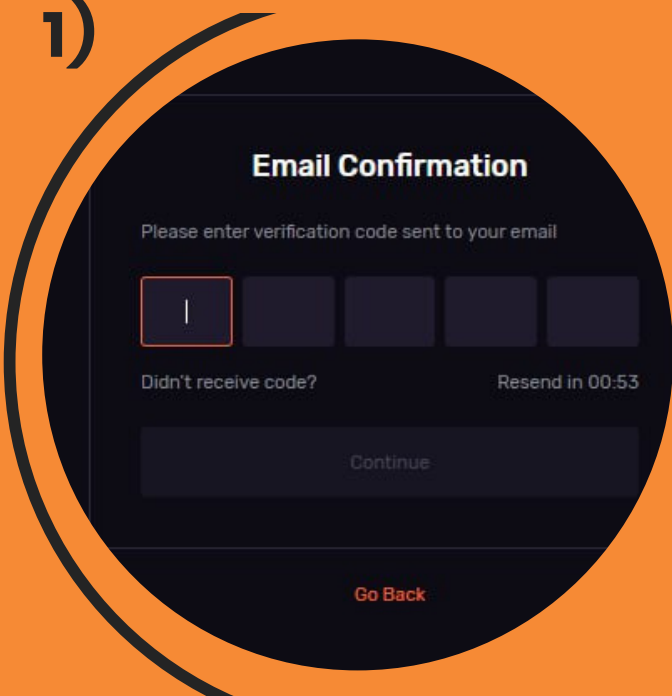


- 3) Click "Sign Up" at bottom



- 4) Register your information and you will receive a confirmation code in your email

1)



**Email Confirmation**

Please enter verification code sent to your email

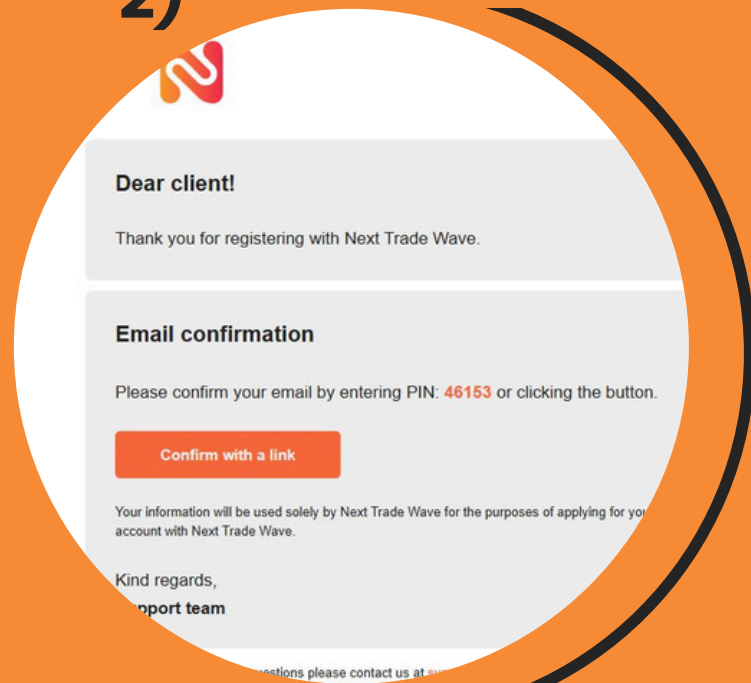
Input field: [ ] [ ] [ ] [ ] [ ]

Didn't receive code? Resend in 00:53

Continue

Go Back

2)



**Dear client!**

Thank you for registering with Next Trade Wave.

**Email confirmation**

Please confirm your email by entering PIN: **46153** or clicking the button.

Confirm with a link

Your information will be used solely by Next Trade Wave for the purposes of applying for your account with Next Trade Wave.

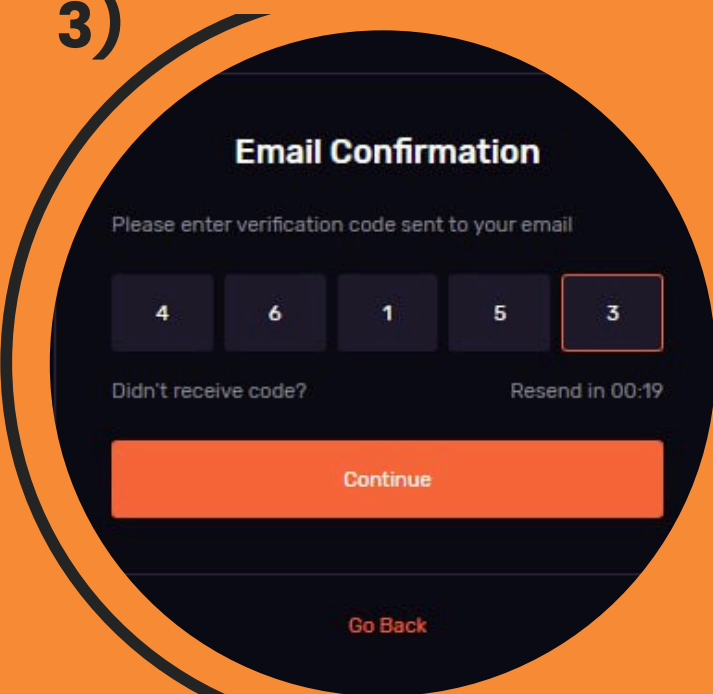
Kind regards,  
Support team

For more questions please contact us at support@nexttrade.com



- You will be prompted to input a code that was emailed to you. Check your email and input the code

3)



**Email Confirmation**

Please enter verification code sent to your email

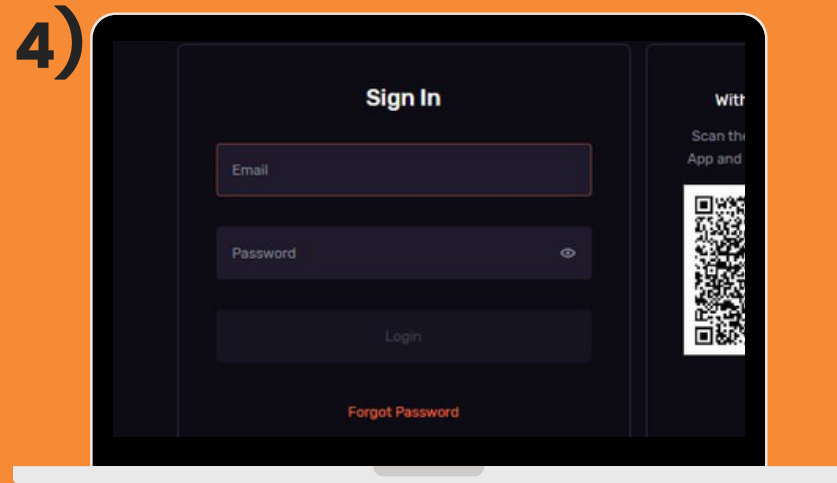
Input field: 4 6 1 5 3

Didn't receive code? Resend in 00:19

Continue

Go Back

4)



**Sign In**

Email

Password

Login

Forgot Password

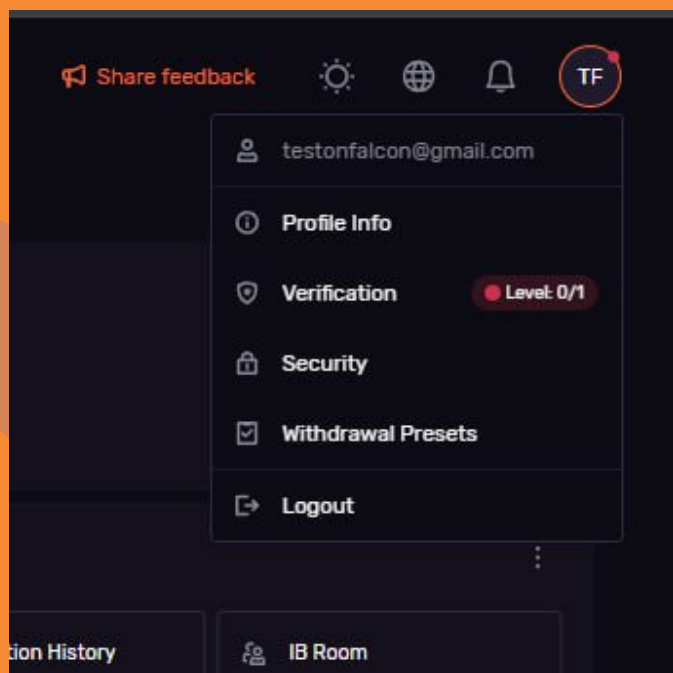
With QR

Scan the App and

QR code

- After inputting code you will be prompted to the sign in screen, please Sign in with your email and password

## 1. KYC VERIFICATION




- At the Top right hand corner , click your initials in the circle

## 2. Click Upgrade



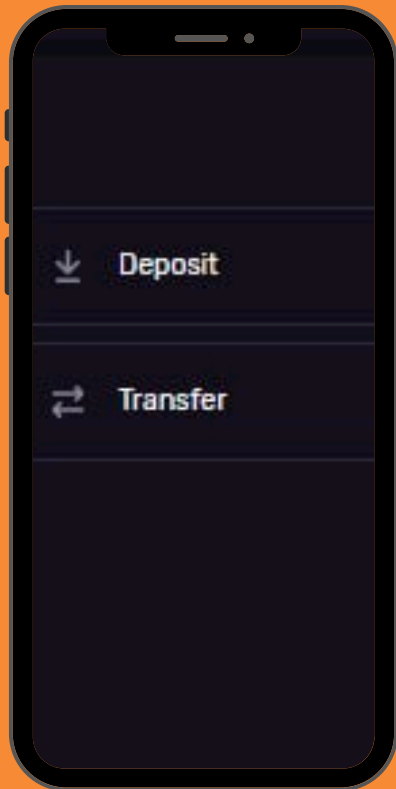
- 3. Click continue and follow directions on screen



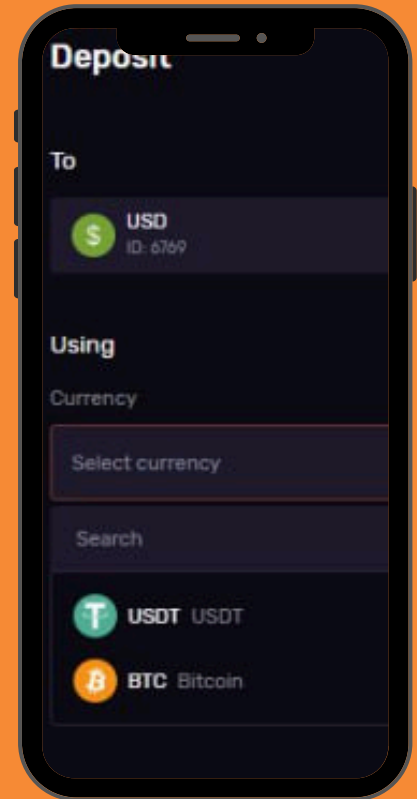



# Deposit Funds

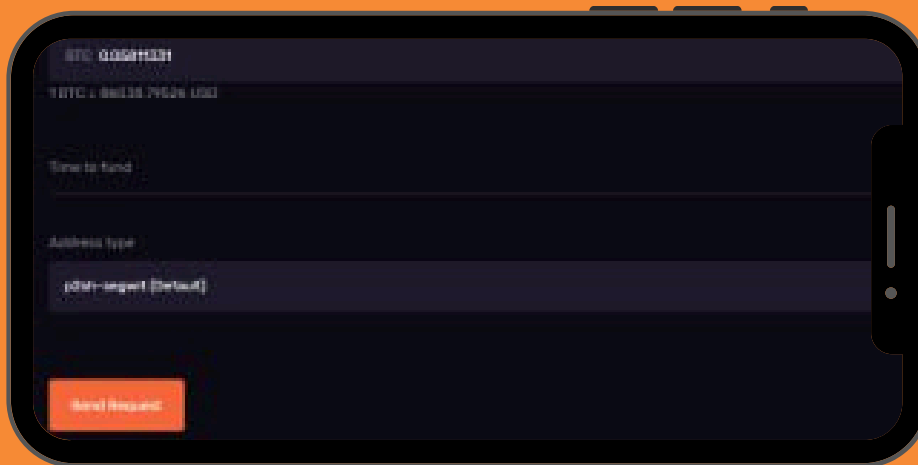
1) Click On Deposit




2) Select Either BTC or USDT to deposit funds



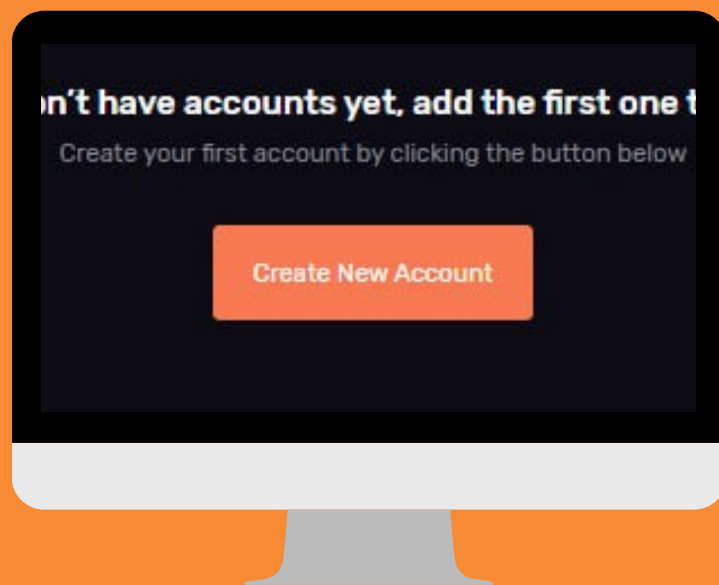
3) Select the amount of cryptocurrency you wish to send. The applicable deposit fee will be displayed for your review. Once confirmed, click "Send Request" to proceed with the payment.



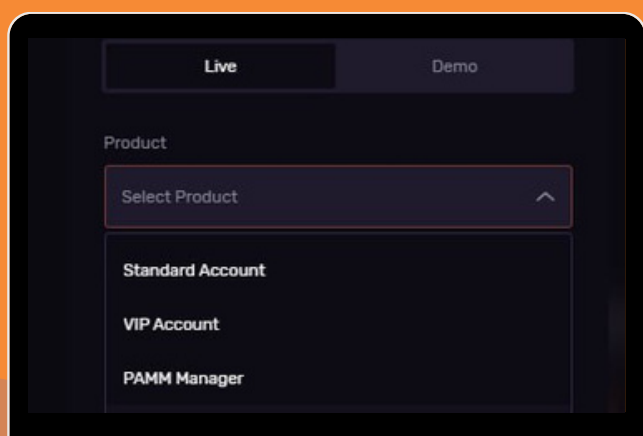
# CHOOSE YOUR WEAPON To Trade with



1. Select Platforms  
Choose either MT5 OR  
Tradelocker

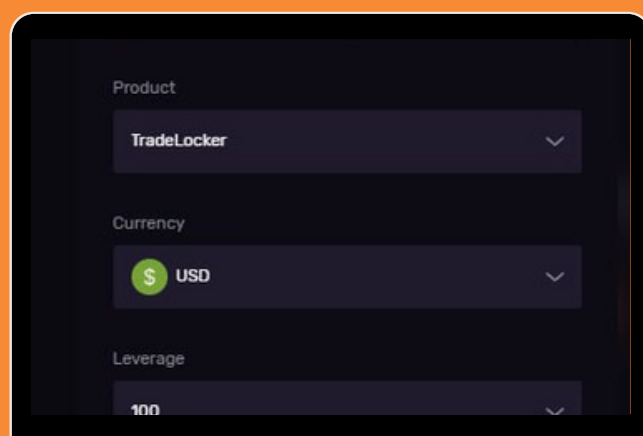


2. Click on create new account



3. Choose Standard account or  
VIP account for MT5

OR



4. Choose Tradelocker



**CHECK YOUR EMAIL FOR ACCOUNT INFORMATION**






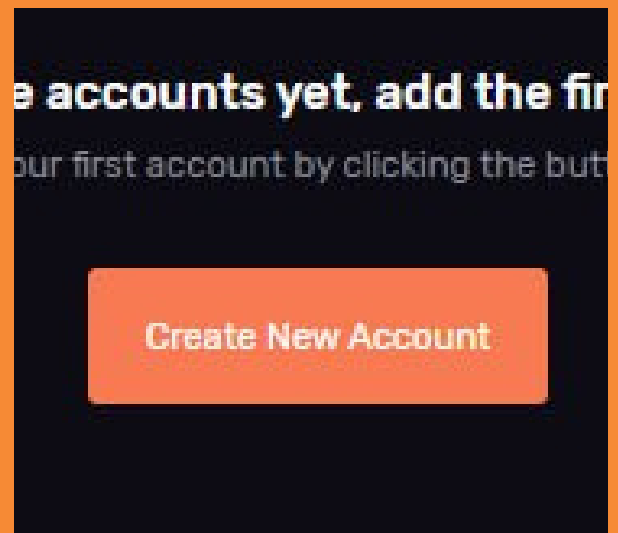
# PAMM SET UP

**Be able to copy trades and profit with the top traders and systems on the broker**

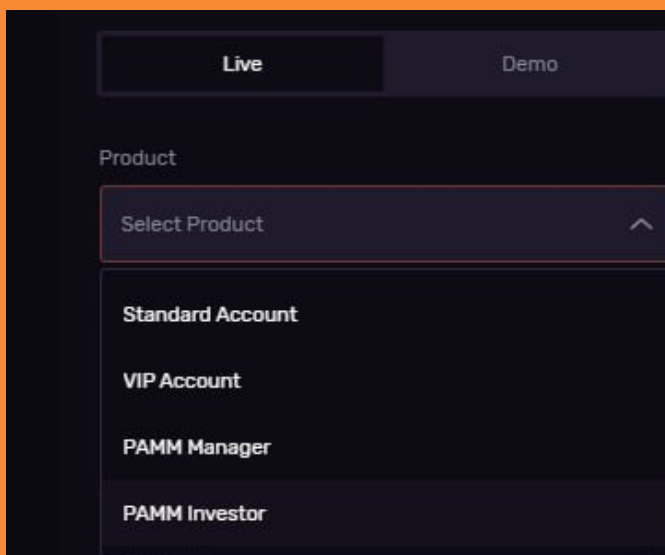
1) Click on Platforms ,  
Click MT5



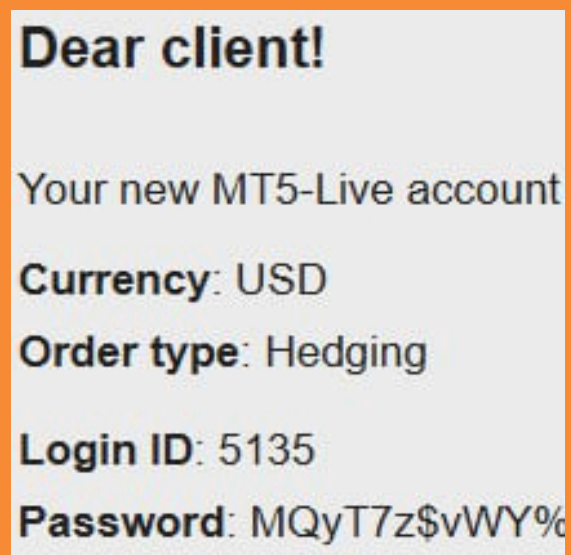
2) Click on Create  
Account



3) Choose live then Pamm  
investor



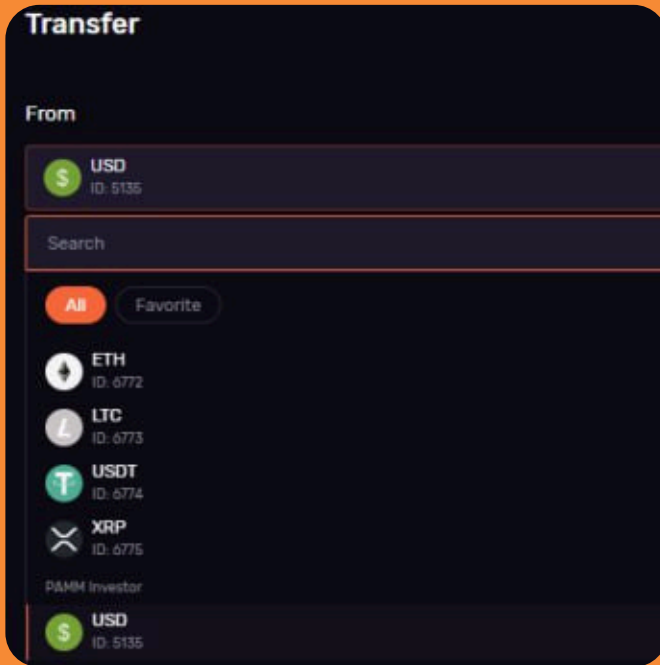
4) Check your email for  
credentials you will need  
this info



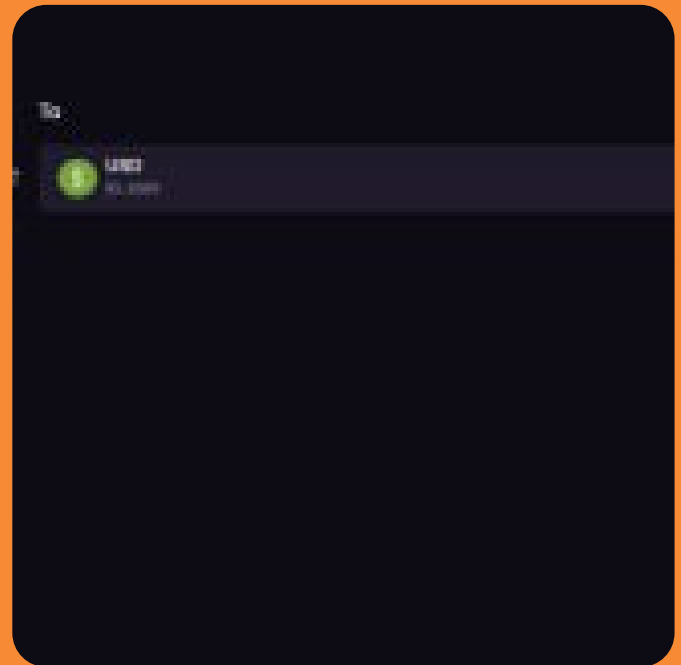
**\*YOU MUST DEPOSIT FIRST BEFORE JOINING PAMM (Refer PG 5)**

# PAMM SET UP CONTINUED

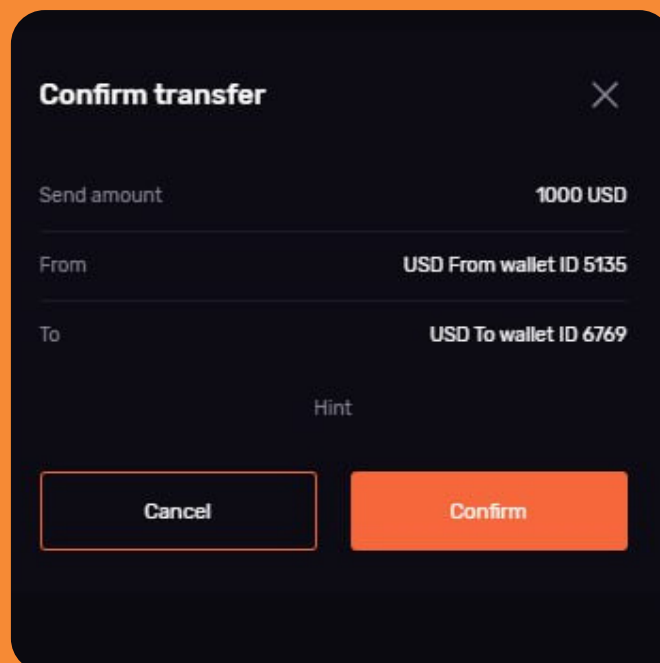
08




1) Go To Funds and then click transfer. Select USD wallet with the available funds



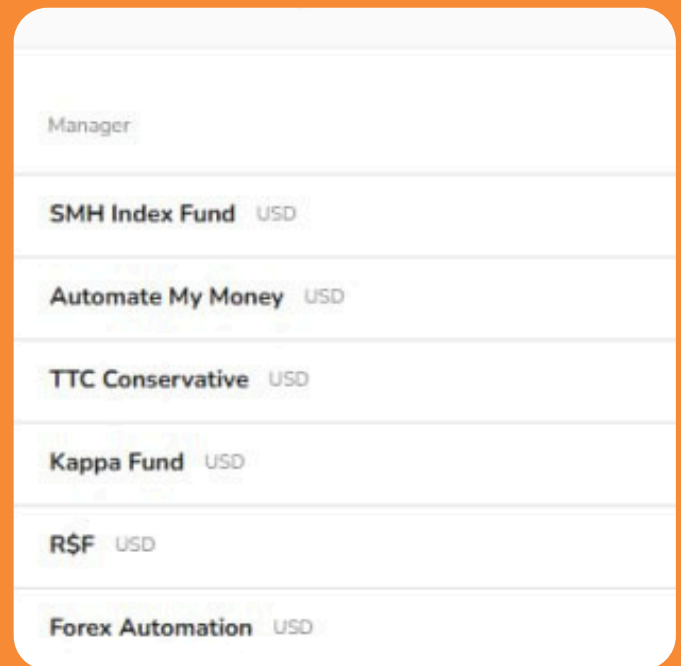
2) Select under the “to” section, to your PAMM investor Account



3) Complete Trasfer



1) Click on Join a PAMM



2) Select the PAMM you wish to join

A registration form for a PAMM investor. It includes fields for 'Username' (5135), 'Password' (masked with dots), and 'Initial investment' (5000 USD). There is a 'Choose Other' button, a checkbox for 'I agree to terms of PAMM service', and a dark 'Invest' button at the bottom.

3) Register The Pamm Investor Account  
(Use Email MT5 Credentials to register. Use 4 digit login code & 1st password)



4) If completed correctly, a green success confirmation pop up will appear. The Money Manager will accept your deposit manually

# PAMM DEPOSIT OR WITHDRAWAL

Investment #240

## Automate My Money

Buttons: Deposit, Withdraw, Report

Investment #240

### Summary

Last update Mar 9, 2025, 4:00:05 AM

Money Manager: \_\_\_\_\_

Created: \_\_\_\_\_

Trading interval: \_\_\_\_\_

## Withdraw

Money Manager #12      Investment #356  
Automate My Money      teston falcon

Funds (Investment)  
\$5,000.00

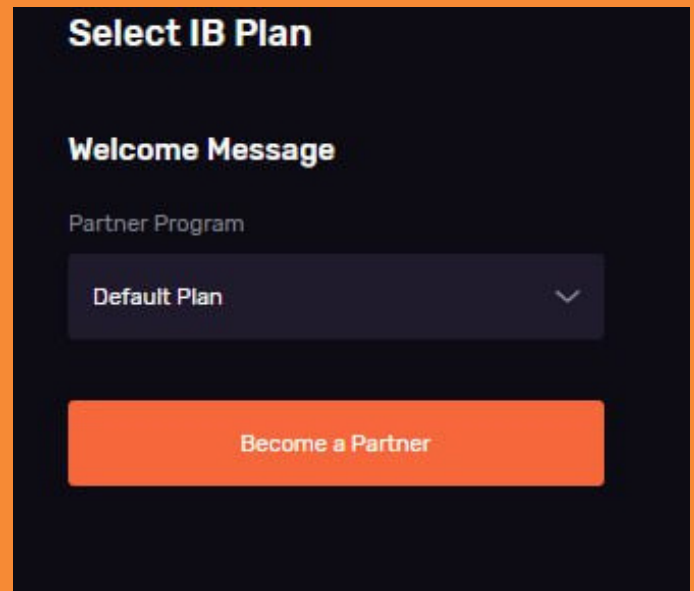
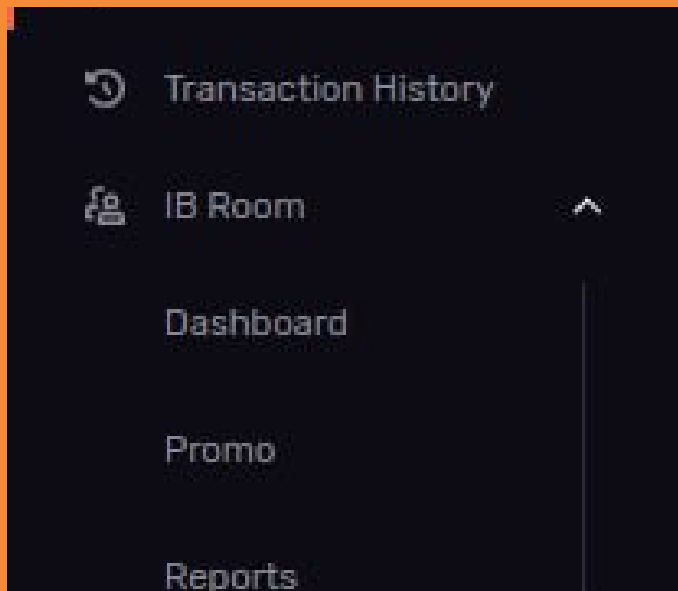
Amount \*  USD  
max \$5,000.00

Buttons: Withdraw, Cancel

**Go to [pamm.nexttradewave.com](https://pamm.nexttradewave.com)**  
**Sign in & Make your deposit or withdrawal request**

- First, the money manager will review and accept your withdrawal request.
- Once approved, you must submit a second withdrawal request through the customer dashboard.
- During this step, you will need to input your cryptocurrency wallet details.
- Finally, the broker will process your withdrawal within 1 business day **DEPENDING** on amount, Monday through Friday.

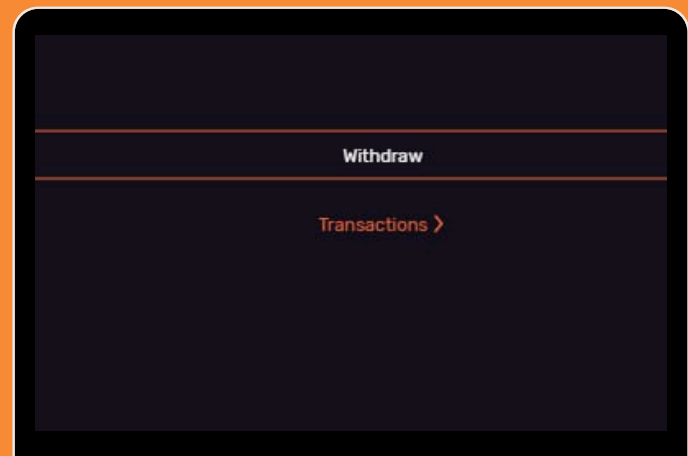
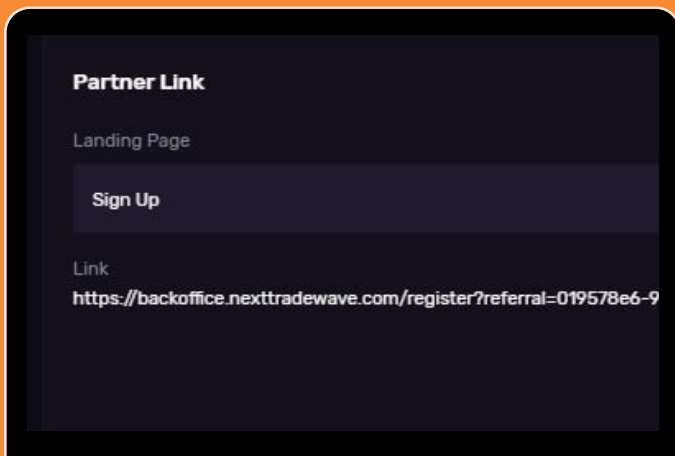
# Becoming an IB



**Become an IB referring clients to the broker  
Receive compensation for every standard LOT traded by the  
individuals you refer !**

**Anyone can sign up with the broker and automatically receive \$4.50  
per lot with our Default Plan**

**Special IB's that bring high volume can earn up to \$20 a lot**



**Click sign up, Copy your link & share the opportunity  
Your commissions will be paid to your IB wallet and can  
withdraw from your IB ROOM immediately !**

» The future of trading starts here. Are you ready to ride the wave?



» Trade Smart, Scale Fast, Succeed Without Limits.

» Join us today and experience the Next Trade Wave difference!

