



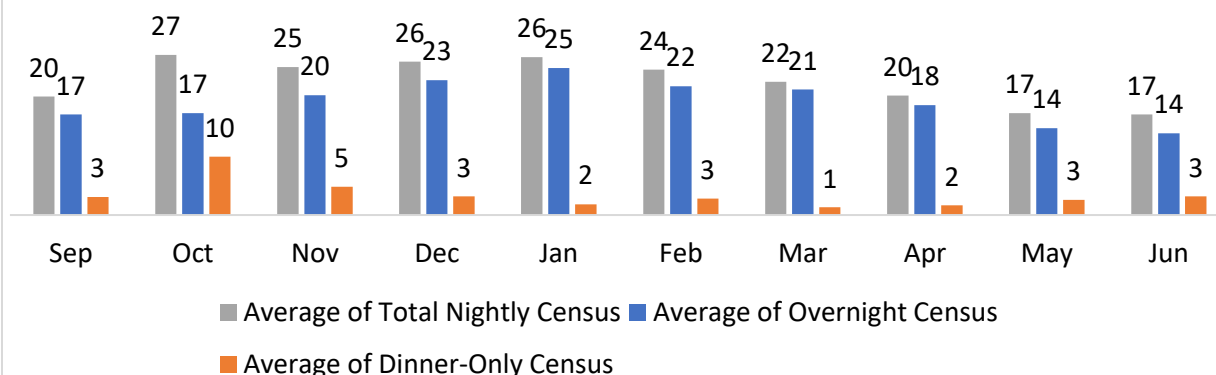
Bethel Winter House 2020-2021 Summary Data Report

2020-2021 Season: September 21, 2020-June 30, 2021; 283 nights

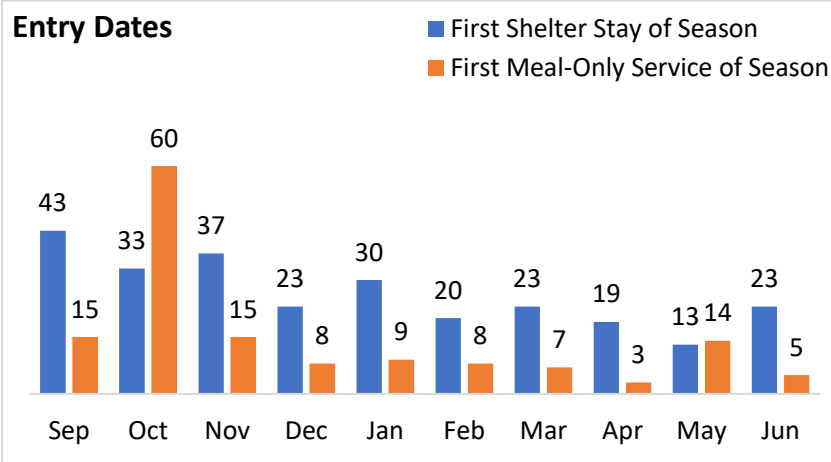
	2017-2018 Season	2018-2019 Season	2019-2020 Season	2020-2021 Season
Number of Nights in Season	121	121	196	283
Total Number of Guests	157	216	277	291
Overnights only	Not tracked	181	193	264
Meal-only guests	Not tracked	35	84	27
Highest census night	27	32	39	45
Lowest census night	4	5	10	9
Number of nights with 20+ guests	22	31	137	194

2020-2021 Season Services	Guest Count	Service Count
Total Shelter Nights	264	5,415
Total Meals (including dinner-only and dinners for overnight guests)	291	6,378
Dinner-only (not including overnight dinners)	144	963

Average Census per Month



Entry Dates

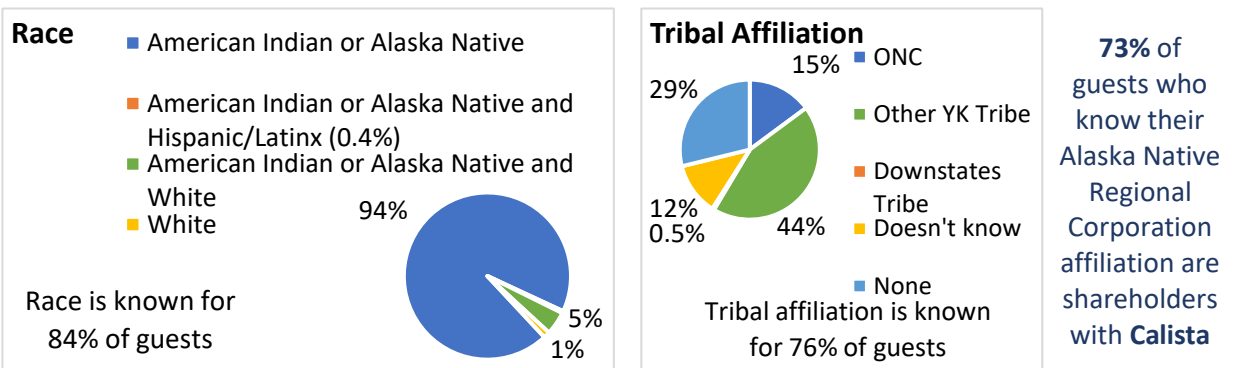
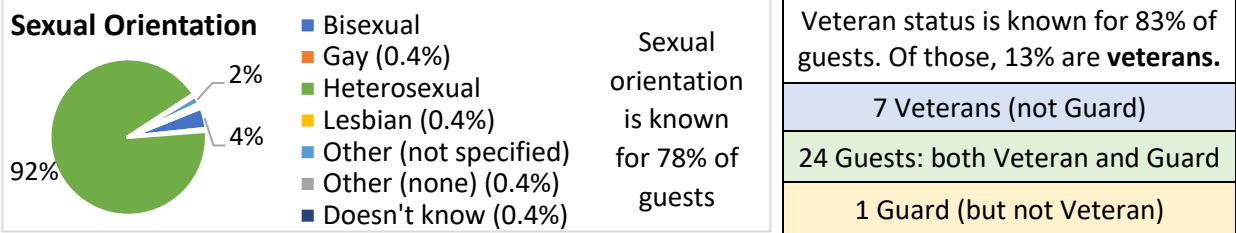
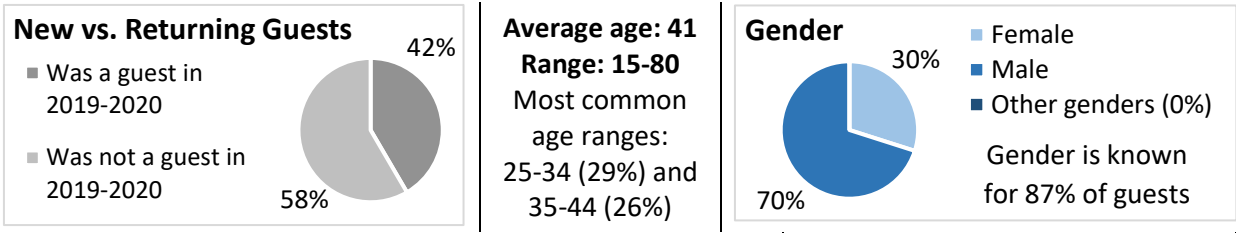


Just over half of all overnight guests' first shelter stay for this season was between September and December. While the number of first stays decreased after November, it did not do so linearly, nor did it ever go below 13 per month. **There were still guests who had their first shelter stay of the season every month of the season.**

This report was prepared by Ariel Herman, project analyst supported by the Bethel Community Services Foundation. The summary report is prepared for public distribution and is available on Bethel Winter House's website (bethelwinterhouse.org).



Bethel Winter House 2020-2021 Summary Data Report



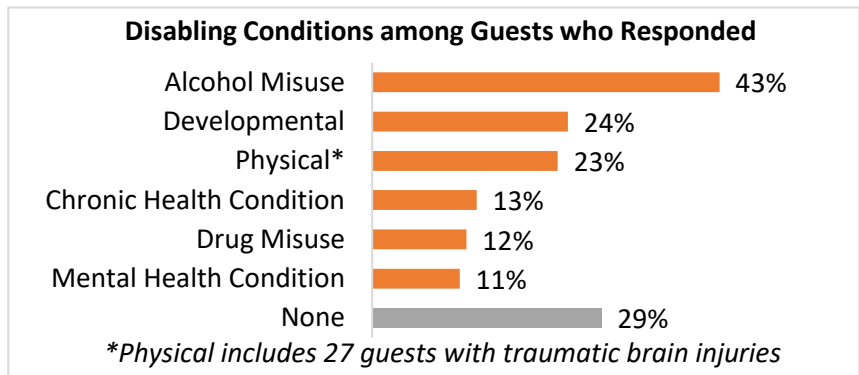
Domestic violence victimization rates and foster care experience is known for 82% of guests.
Of those guests who shared their experiences:

27% are **domestic violence survivors** | 19% experienced **foster care**

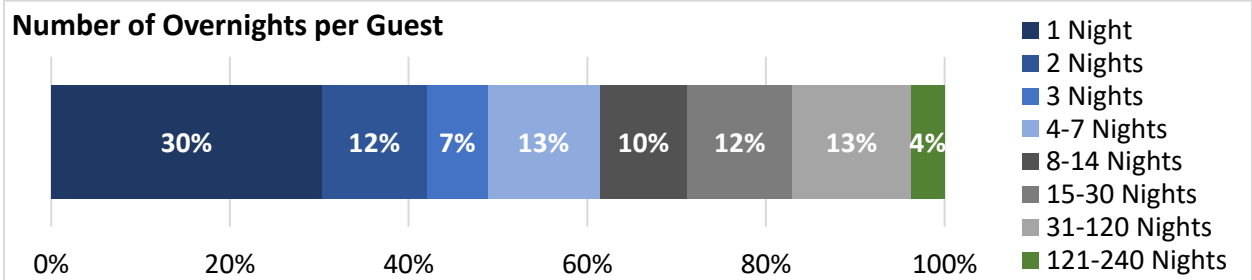
Disabling conditions status is known for 82% of guests.

Of those guests with known status, 71% have at least 1 disabling condition.

Of the people with disabling conditions, 48% have more than one condition.



Average overnights per guest: 21 • Range: 1-240 nights • Median: 4 nights • Mode: 1 night



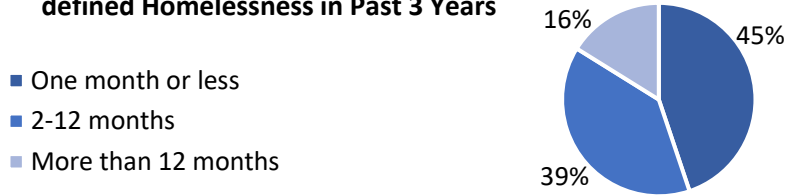


Bethel Winter House 2020-2021 Summary Data Report

The **HUD definition of homeless** is generally on the streets (i.e. places not meant for habitation, such as abandoned buildings, outside, and vehicles) or in emergency shelter.

84% of overnight guests provided responses for how many months they experienced HUD-defined homelessness (on the streets or in shelters) in the past 3 years.

Number of Months Overnight Guests Experienced HUD-defined Homelessness in Past 3 Years

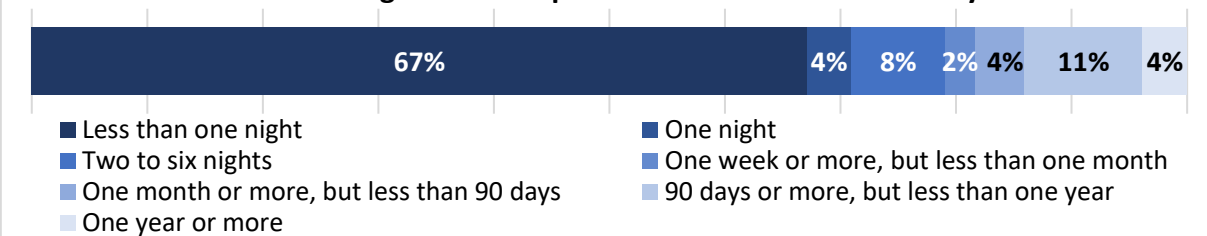


At least 93% of all Winter House guests have experienced homelessness at some point in the last 3 years: 100% of overnight guests and at least 30% of meal-only guests.

Separate **episodes of homelessness** are counted between *breaks* in HUD-defined homelessness:

- at least 7 days with family/friends or in their own place; or
- at least 90 days in an institution like hospital, prison, or treatment center.

Overnight Guests: Episode of Homelessness at Entry

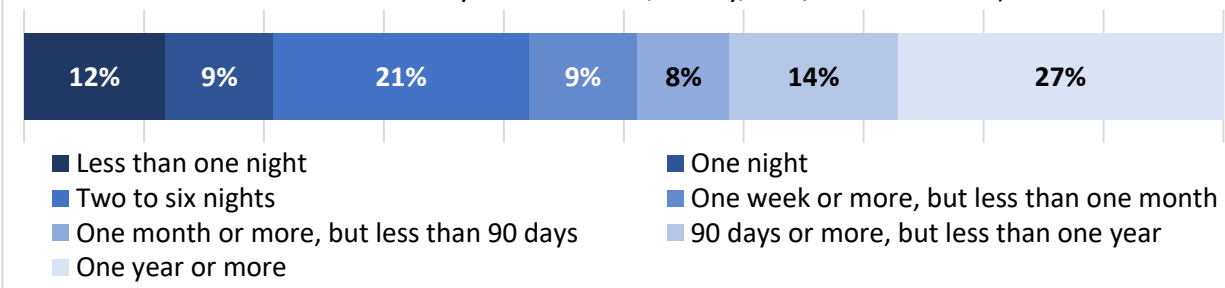


Less than 1 night means their episode of homelessness began the night they first stayed overnight at Winter House

Average: 95 days
Range: less than one night to 22 years
Median and Mode: less than one night

In Bethel, we are also interested in how long they have been staying temporarily with friends/family to understand overcrowding and “couch surfing” in our community. We are therefore using a broader understanding of **housing instability**, which would include these situations and may be longer than an episode of homelessness. A date of last stable housing was collected for 221 overnight guests at their first visit to Winter House this season.

Overnight Guests: Housing Instability at Entry (including temporary but extended stays with friends, family, and/or institutions)

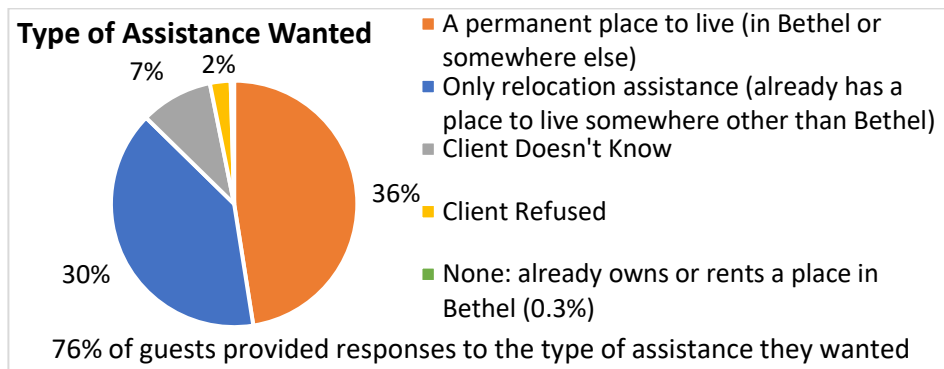
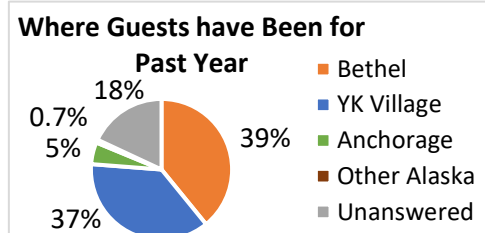
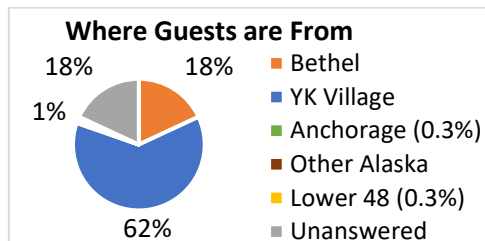
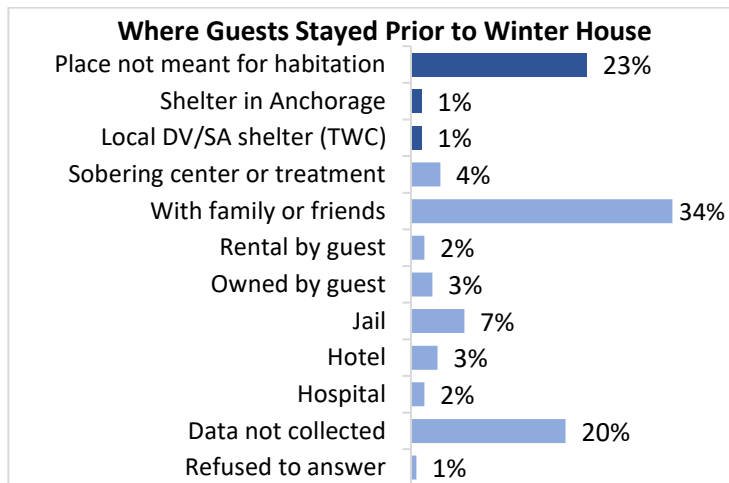


Average: 1.3 years
Range: less than one night to 39.75 years
Median: 30 days • Mode: less than one night

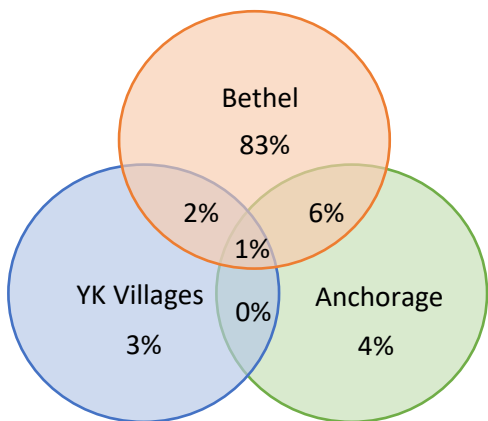
Of the guests who reported having housing instability for more than a year, 83% reported having a disabling condition.



Bethel Winter House 2020-2021 Summary Data Report



Among the guests seeking a permanent place to live, they were then asked whether they would prefer to live in Bethel, a Yukon Kuskokwim delta village, and/or Anchorage.



People mostly want to live in Bethel:

- 83%** want to **only live in Bethel**
- 91%** willing to live in **Bethel and/or somewhere else**
- 8%** did not want to live in Bethel at all

Only 1 person (1%) who answered was not willing to live in at least one of the 3 areas (preferred other Alaska community). 1 person did not answer (1%).

Estimated Costs

	Cost per service	Totals	Average per person
Overnights (264 people, 5,415 overnights)	\$40	\$216,600	\$820
Breakfast after overnight stay (264 people, 5,415 breakfasts)	\$3	\$16,245	\$62
Dinners (291 people, 6,378 dinners, including during overnights)	\$9	\$57,402	\$197
Total (291 people, 17,208 overnights and meals)	\$59	\$290,247	\$997