



Franklin D. Roosevelt Park

1500 Pattison Avenue, Philadelphia, PA 19145

Seasonal Park Hours
April- October: 6am- 9pm
November- March: 6am-6pm

**Park Buildings**

**Parking Areas**

**Lakes**

**Skate Park**

**Tennis Courts**

**Park Road**

**Paved Trail**

**Picnic Area**

**Park Entrance**

**Septa**

**Baseball**

**Tennis**

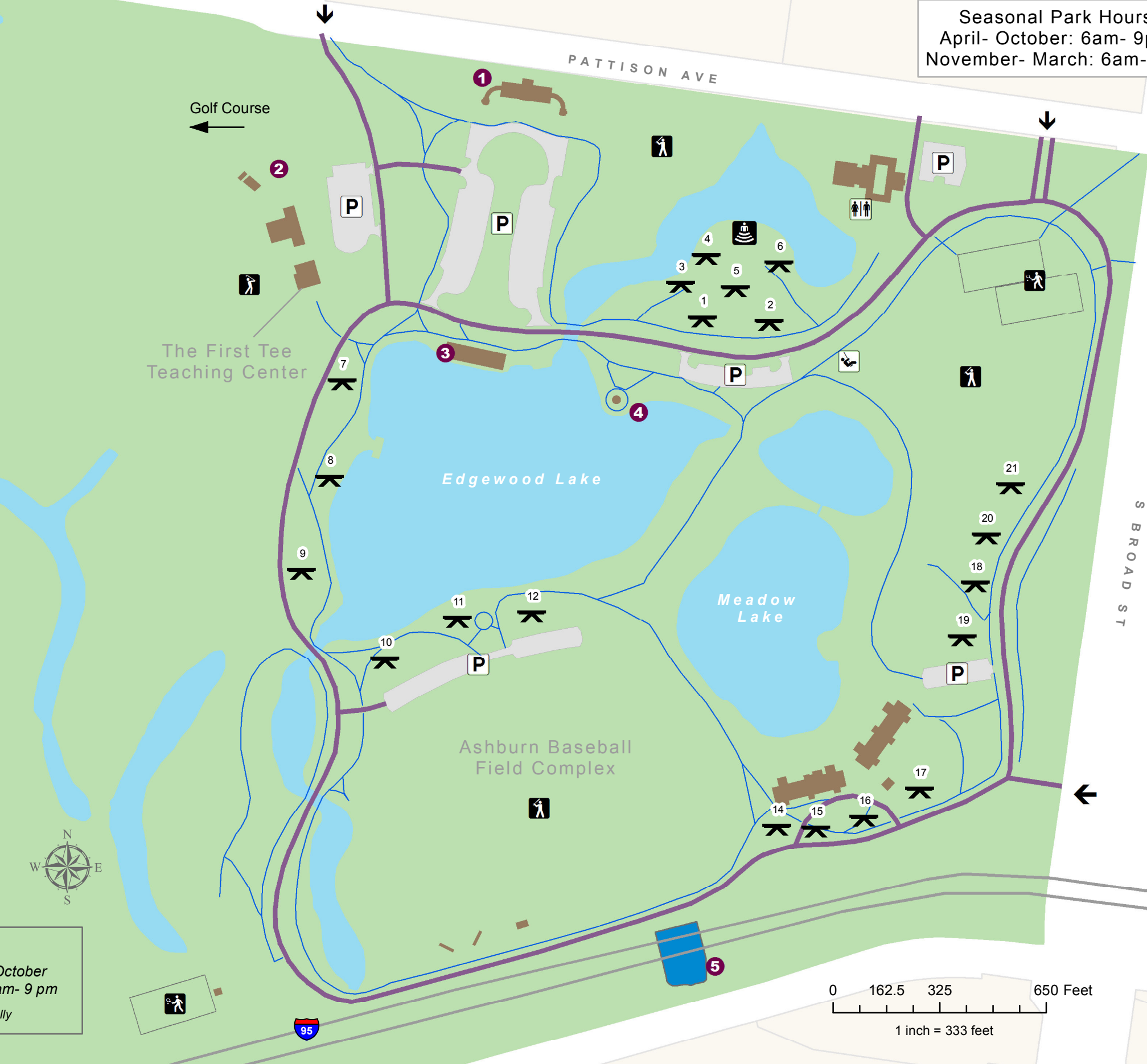
**Parking**

**Golf Course/
Driving Range**

**Playground**

**Bandstand**

**Restrooms***




1 American Swedish Museum



2 Bellaire Manor



3 Boat House



4 Gazebo



5 Skate Park

*** Restroom Hours**

November- March April- October
weekdays, 9 am- 3 pm daily, 8 am- 9 pm
Portable toilets available seasonally