

2023



**Housing Inventory
and Point-in-Time
Count**

**Athens-Clarke County Department of Housing
And Community Development**

CONTENTS

03

All About The HIC & PIT Count

05

Housing Inventory Count (HIC)

09

Point-in-Time Count

10

PIT Count Demographics

13

Sheltered Point-in-Time Count

14

Unsheltered Point-in-Time Count

About The HIC & PIT

The HIC and PIT Count are concurrent community-wide homeless data collection processes required by HUD. **The Athens-Clarke Continuum of Care (CoC)** is responsible for conducting the count. A Continuum of Care (CoC) is a local or regional planning body that is responsible for coordinating the funding and delivery of housing and services for people experiencing homelessness in its service area. Athens-Clarke County CoC maintains the local **Homeless Management Information System (HMIS)**, which is used to collect and report data on the characteristics people of experiencing homelessness and their service use patterns. Athens-Clarke County's CoC receives funding through the Continuum of Care Program, which is designed to promote a community-wide response to ending homelessness. **The Athens Homeless Coalition and ACCGov collaboratively apply for CoC funding each year.**

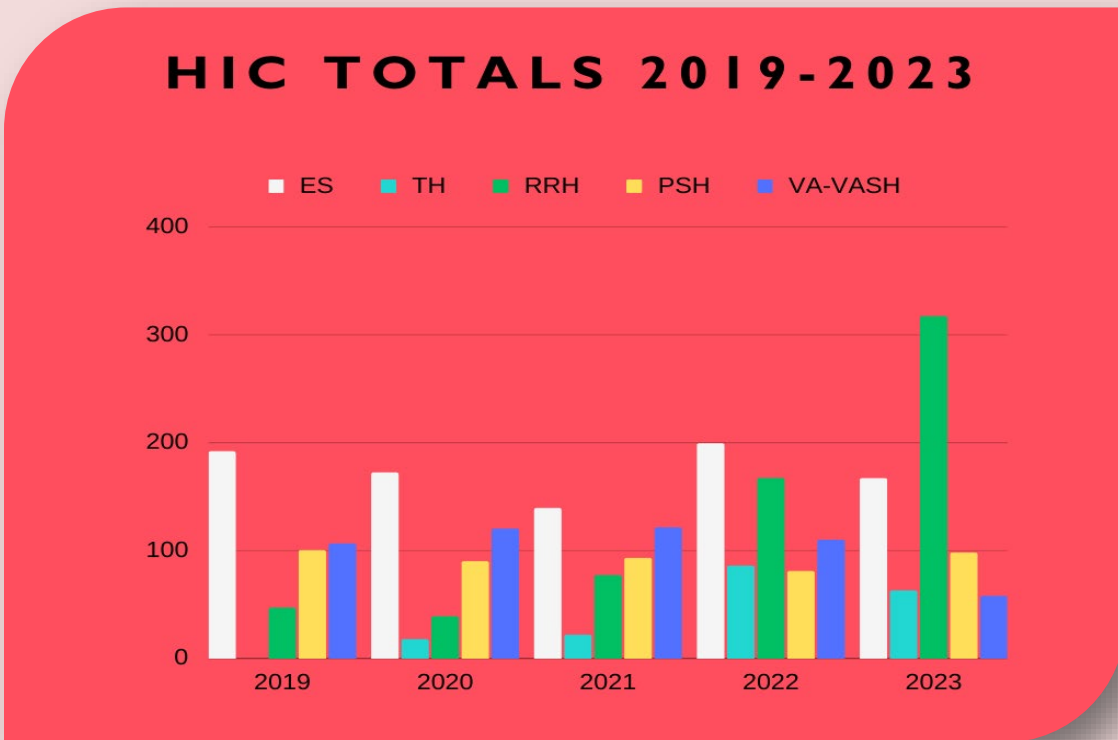
Each Continuum of Care (CoC) must plan, coordinate, and carry out the HIC and PIT Count annually, during a single night at the end of January. **The HIC and sheltered PIT Count Data was collected for the night of January 26th. The Unsheltered Count took place during the day on January 27th, and included collected data about where participants slept the night of January 26th.**

The PIT count is a count of sheltered and unsheltered people experiencing homelessness. Unsheltered homelessness is defined as residing in a place not meant for human habitation. Sheltered homelessness includes individuals staying in **emergency shelter (ES) and transitional housing (TH).**

The HIC is a point-in-time inventory of beds and units dedicated to serving people experiencing homelessness within a CoC. For permanent housing projects, individuals must be homeless at entry. **Four project types are included in the HIC: Emergency Shelter; Transitional Housing; Rapid Re-housing (RRH); and Permanent Supportive Housing (PSH).**

Housing Inventory Count

The diagram below shows the Housing Inventory Count totals from 2019-2023 over 5 project types.



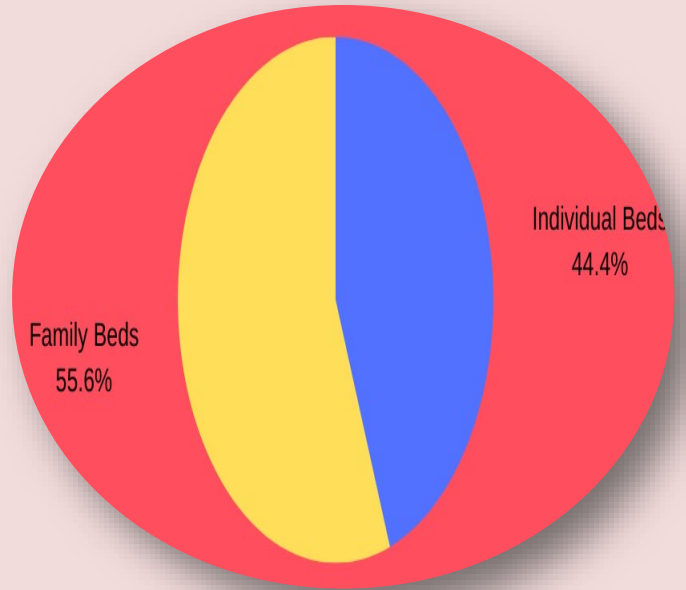
	ES	TH	RRH	PSH	VA-VASH
2019	191	0	47	100	106
2020	172	18	39	90	120
2021	139	22	77	93	121
2022	199	86	167	81	110
2023	167	63	317	98	58

Household Type

The HIC looks at beds by household type, in ACC these include:

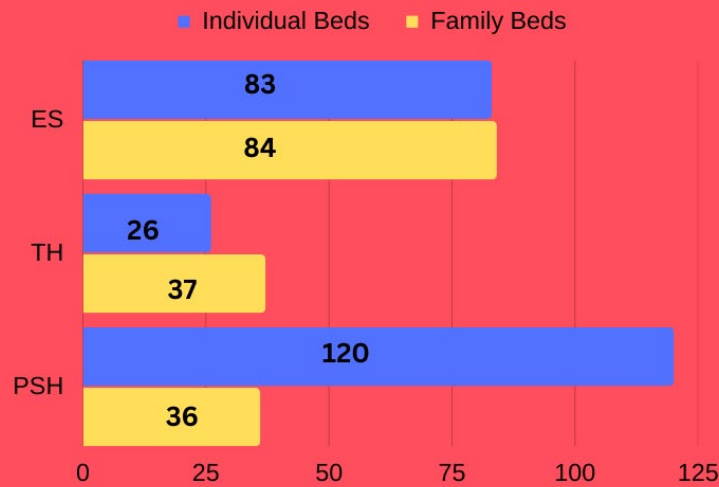
- **Individuals** Households with one or more adults and no children
- **Families** | Households with at least one child

Across all project types, the 2023 HIC reported 312 individual beds and 391 family beds.



Athens Area Homeless Shelter

HIC BEDS BY PROJECT & HOUSEHOLD TYPE



Sheltered Homelessness

Emergency Shelter

Offers temporary shelter for the homeless in general or for specific populations of the homeless.

Emergency Shelters operate based on:

- **Entry/Exit:** Shelters which require an entry, a continuous stay, and an exit.
- **Night-By-Night:** Shelters which allow clients to enter and exit on an irregular basis and do not require a continuous stay.

Transitional Housing

Provides temporary lodging and is designed to facilitate the movement of homeless individuals and families into permanent housing within a specified period of time, but no longer than 24 months.

Permanent Housing

Rapid Rehousing

- Provides supportive services and short-term (up to 3 months) or medium-term (3 to 24 months) rental assistance to help a homeless individual or family move as quickly as possible into permanent housing and achieve stability in that housing.

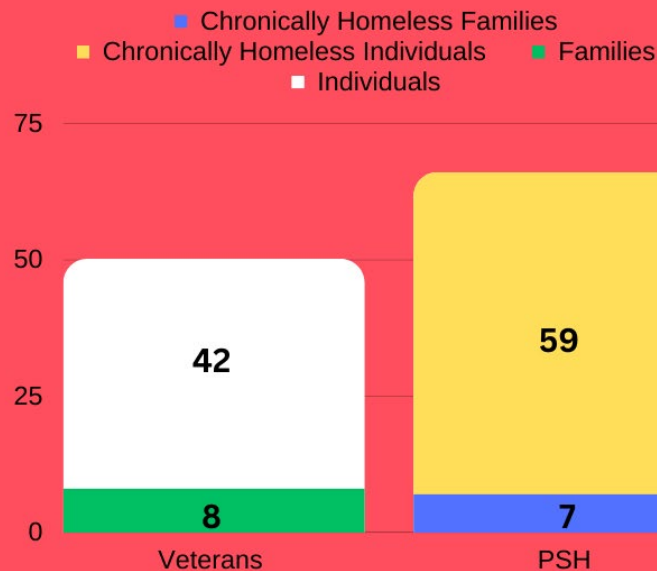
VA-VASH

- Combines HUD's Housing Choice Voucher rental assistance for homeless Veterans with case management and clinical services provided by the Department of Veterans Affairs (VA).

Permanent Supportive Housing

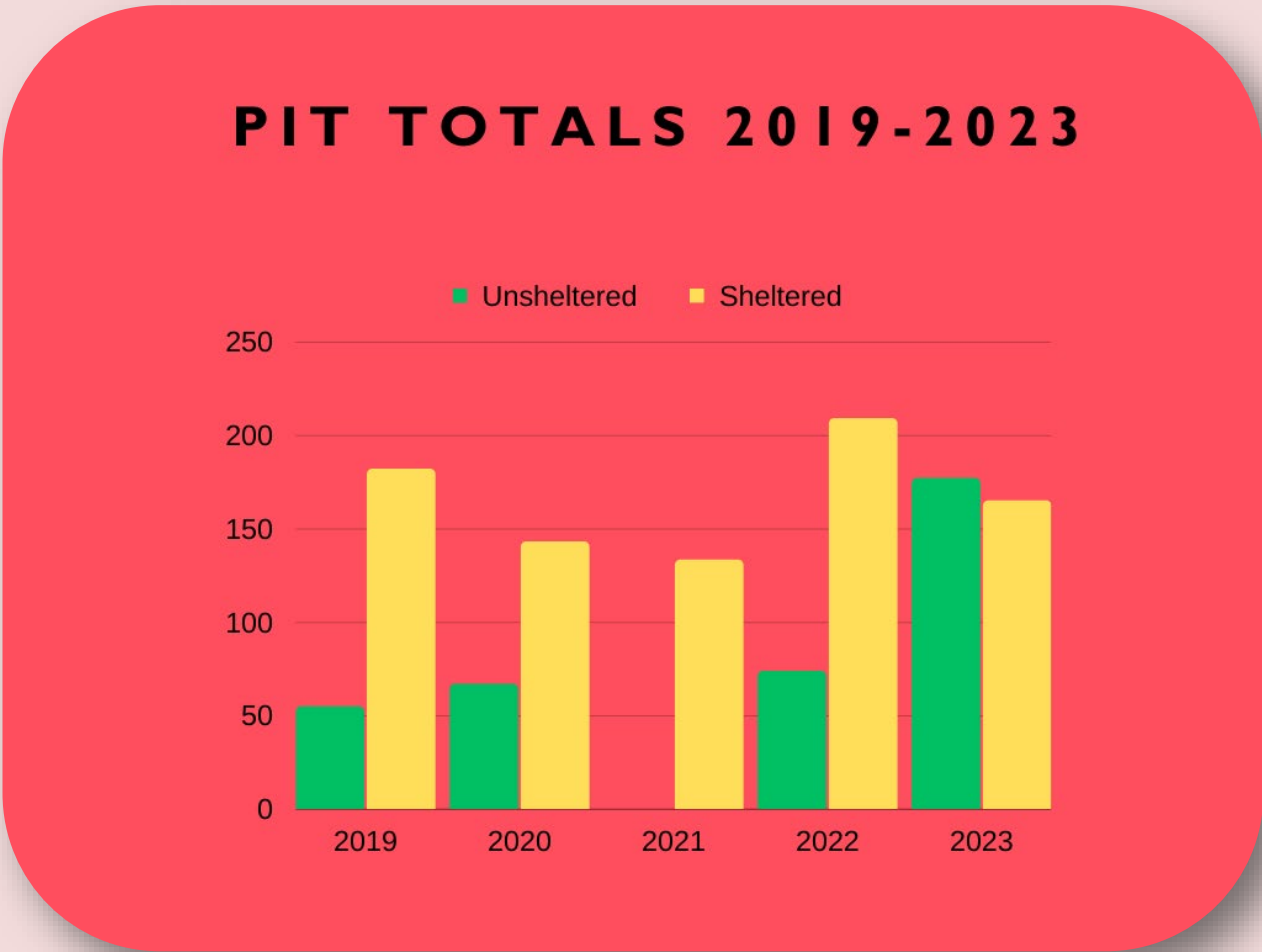
- Offers permanent housing and supportive services to assist homeless persons with a disability (individuals with disabilities or families in which one adult or child has a disability) to live independent

PSH & VA-VASH



Point-in-Time Count

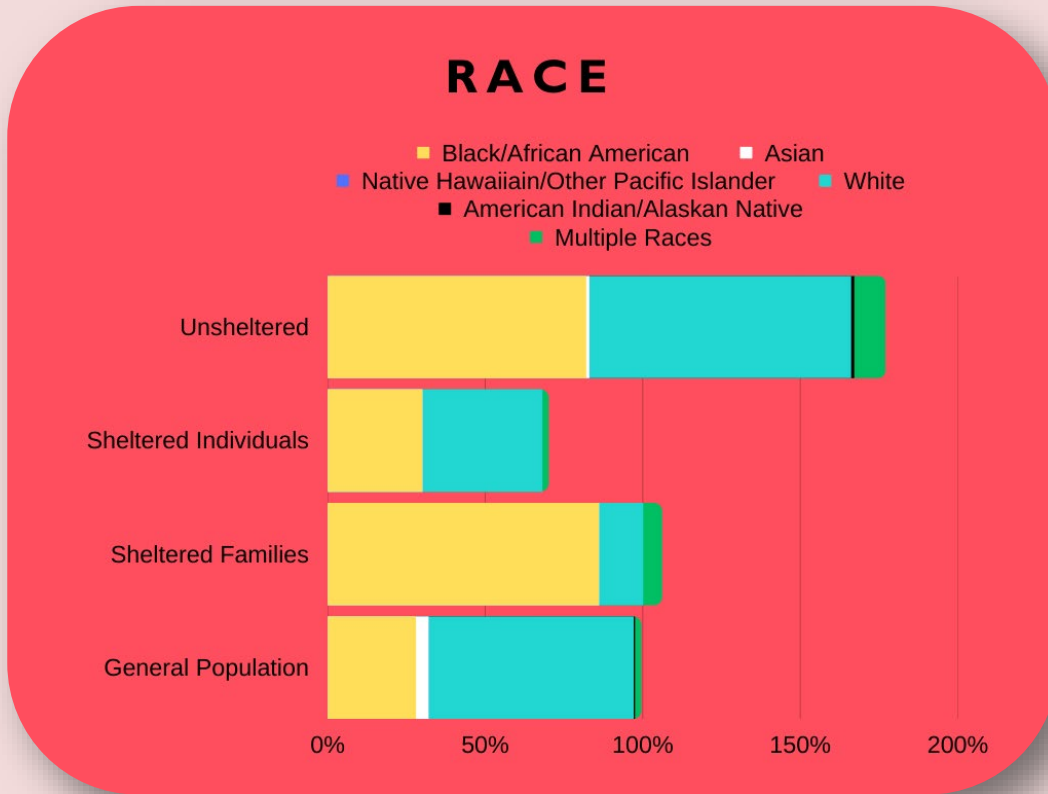
The 2023 PIT Count took place on Friday, January 26, 2023. The Sheltered PIT Count was conducted by the ACCGov Housing & Community Development department in collaboration with local service providers. The Athens-Clarke County Homeless Coalition (ACCHC) led the Unsheltered PIT Count during the day on January 27th, 2023 based on information for the night of January 26th.



	Unsheltered	Sheltered
2019	55	182
2020	67	143
2021	0	133
2022	74	209
2023	177	165

***Note:**
 The PIT Count does not capture the total number of individuals experiencing homelessness and should be considered a significant underrepresentation of unsheltered homelessness. There are limitations to the Unsheltered PIT Count including the 1-day duration of count, volunteer capacity, requirement to answer HUD questions, and the overall difficult of making contact with and engaging individuals experiencing homelessness. However, the PIT Count provides helpful information on the homeless population and is part of larger CoC-wide data collection efforts.

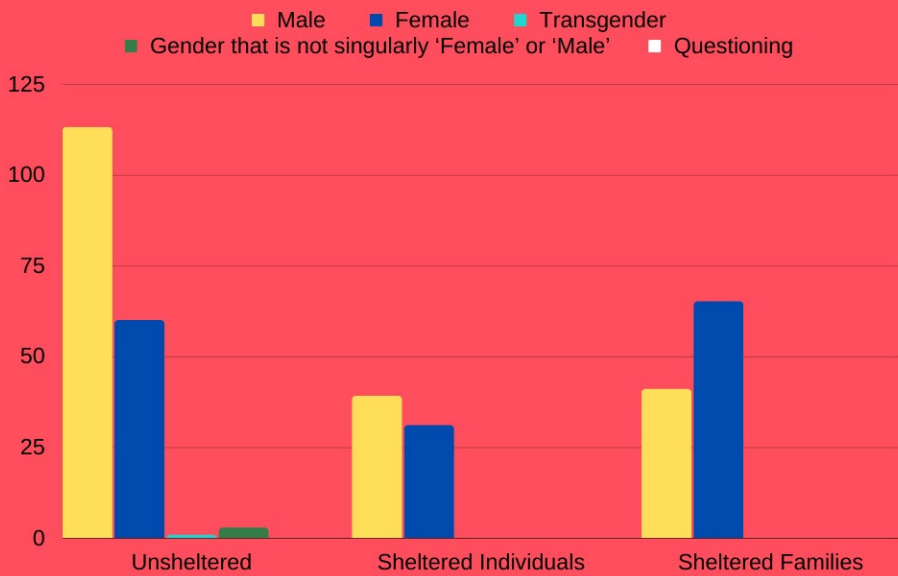
PIT Count Demographics



Racial Disparities in the ACC Homeless Population

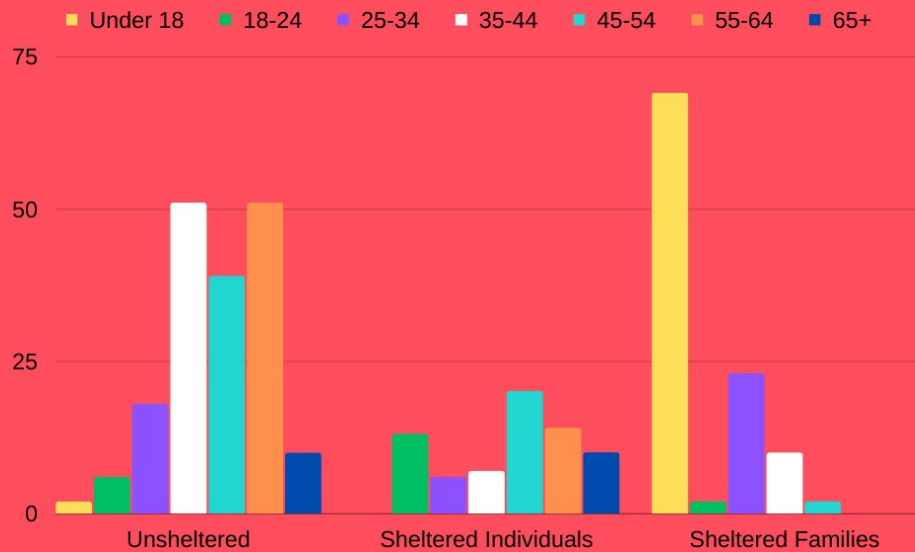
Racial disparities have been consistently present in the ACC homeless population. When comparing the total homeless population by race, there is a significant disparity for Black/African American households. The **ACC population is 28% Black/African American**, but the homeless population is **57.8% Black/African American**. This disparity is greatest in sheltered homelessness where **70%** of those experiencing sheltered homelessness are Black/African American. The largest disparity is for Black/African American families who make up **78%** of families experiencing homelessness. However, Black/African American Individuals are also overrepresented at **42%** of the sheltered population and **40%** of the unsheltered population.

GENDER

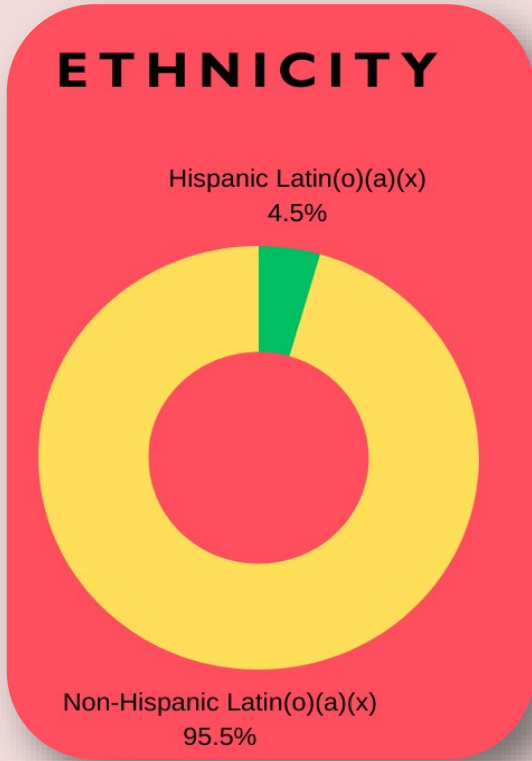


Male participants were most represented in the unsheltered count at **113** individuals.

AGE

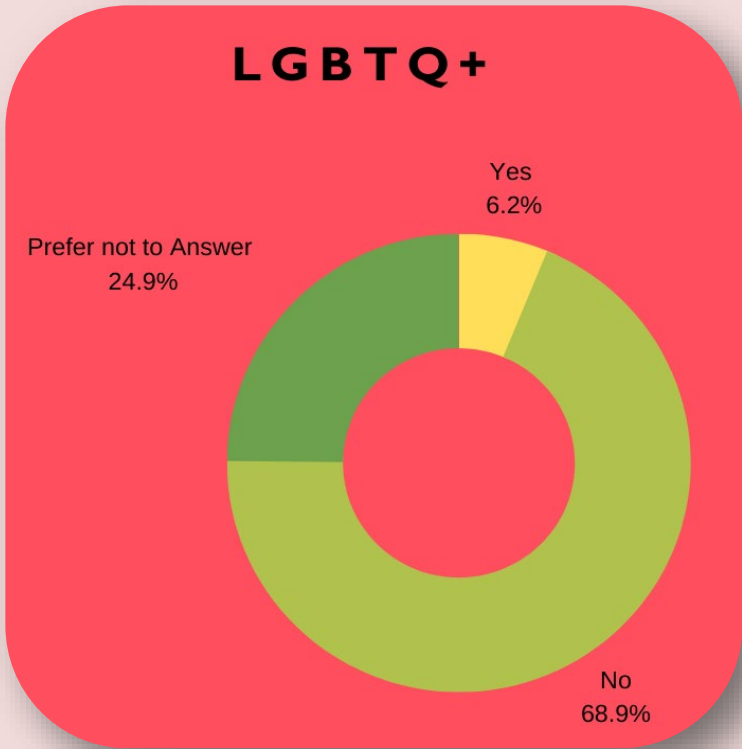


Children are represented in both the sheltered families and unsheltered survey. **69** children made up the largest age group in sheltered families.

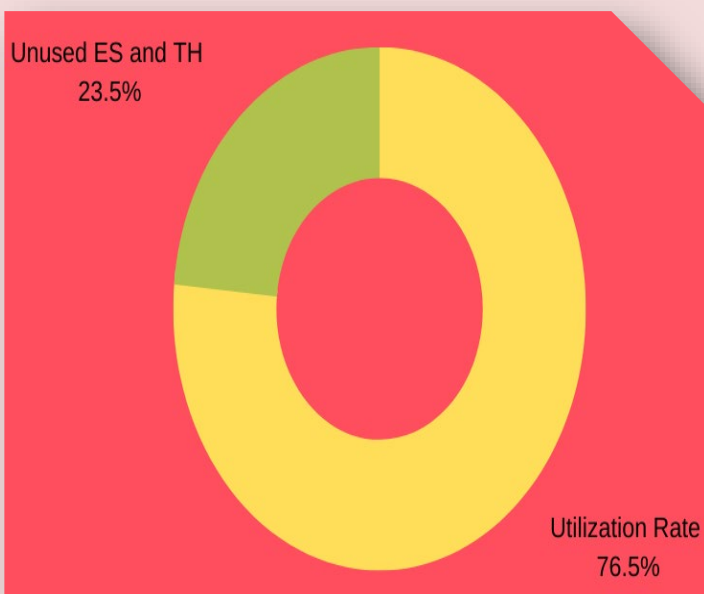
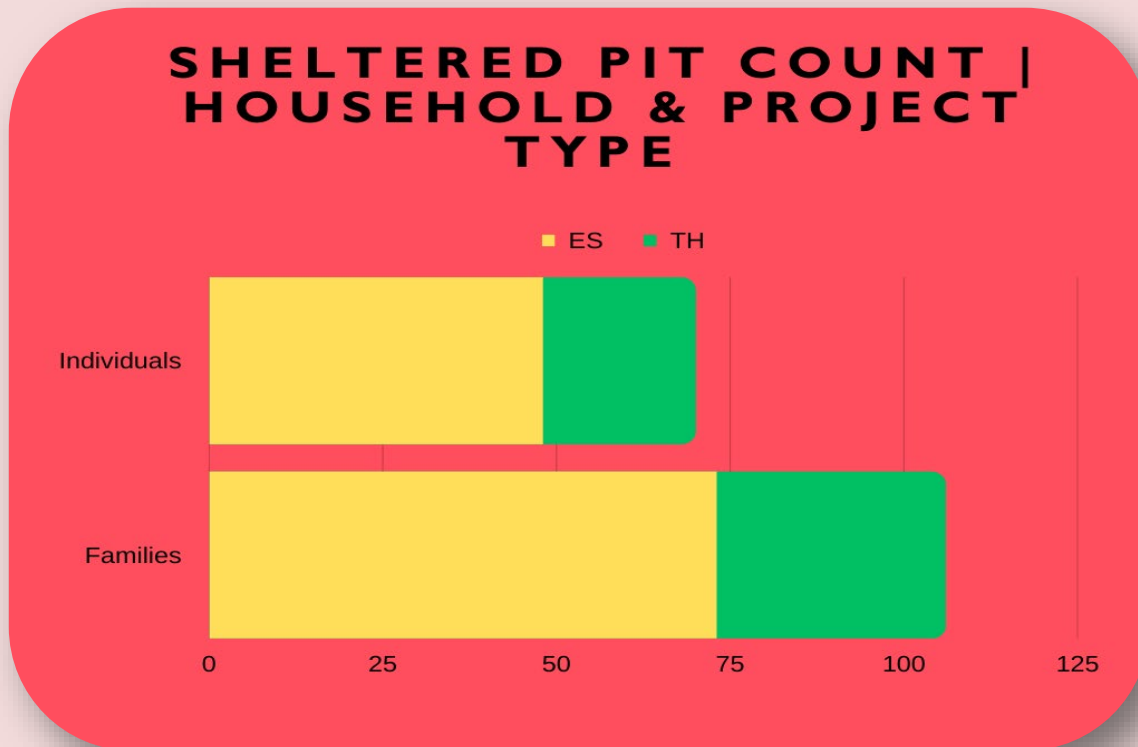


Participants identifying as Hispanic/Latin (o) (x) (a) decreased by 1.2% from 2022

LGBTQ+ Identity was only collected for the Unsheltered PIT Count. The graph reflects respondents who identified as LGBTQ+.



Sheltered Point-In-Time Count

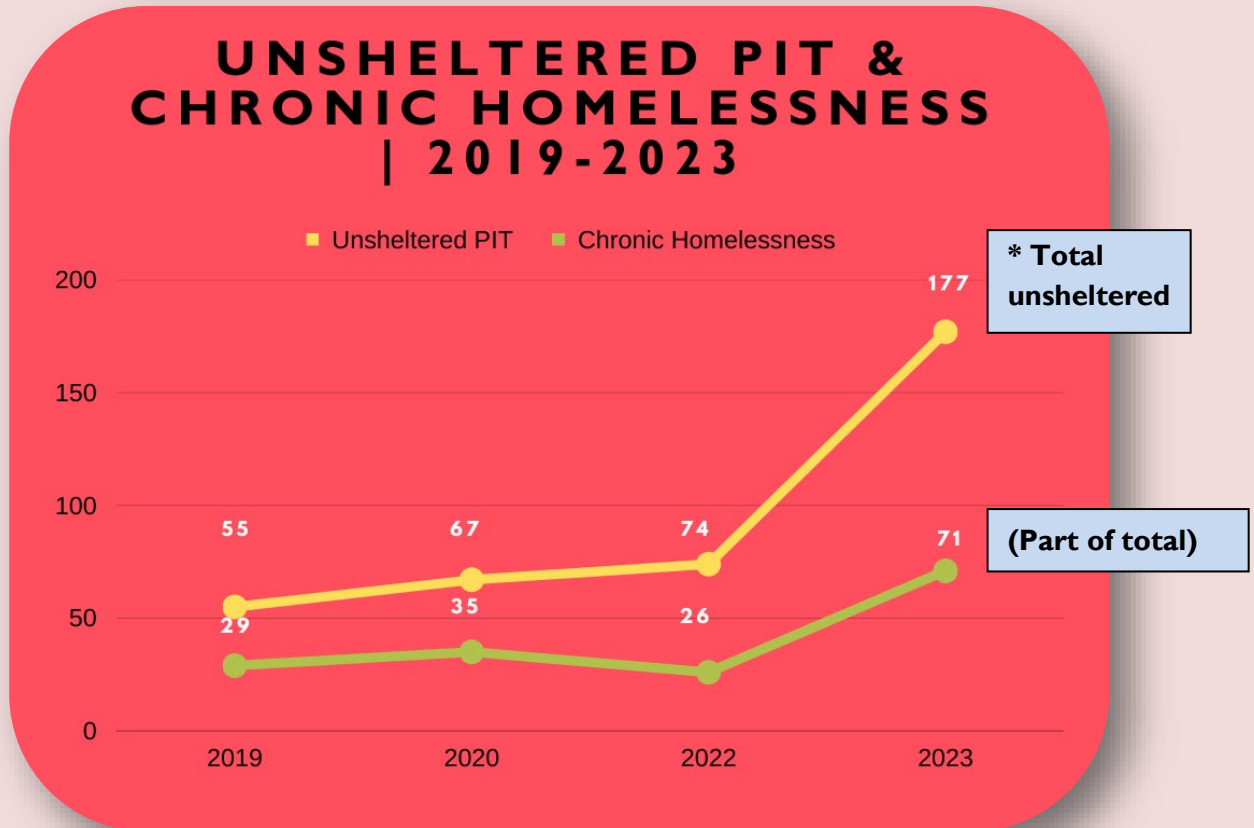


Utilization Rate

The Sheltered PIT reported that 176 of the total 230 emergency shelter (ES) and transitional housing (TH) beds were occupied the night of the count. This is an overall utilization rate of 76.5%.


- The utilization rate varied by household type at 70% for individuals and 79% for families.
- Utilization rate also differed by project type, ES had a utilization rate of 72%, while TH was 87%.

Unsheltered Point-In-Time Count



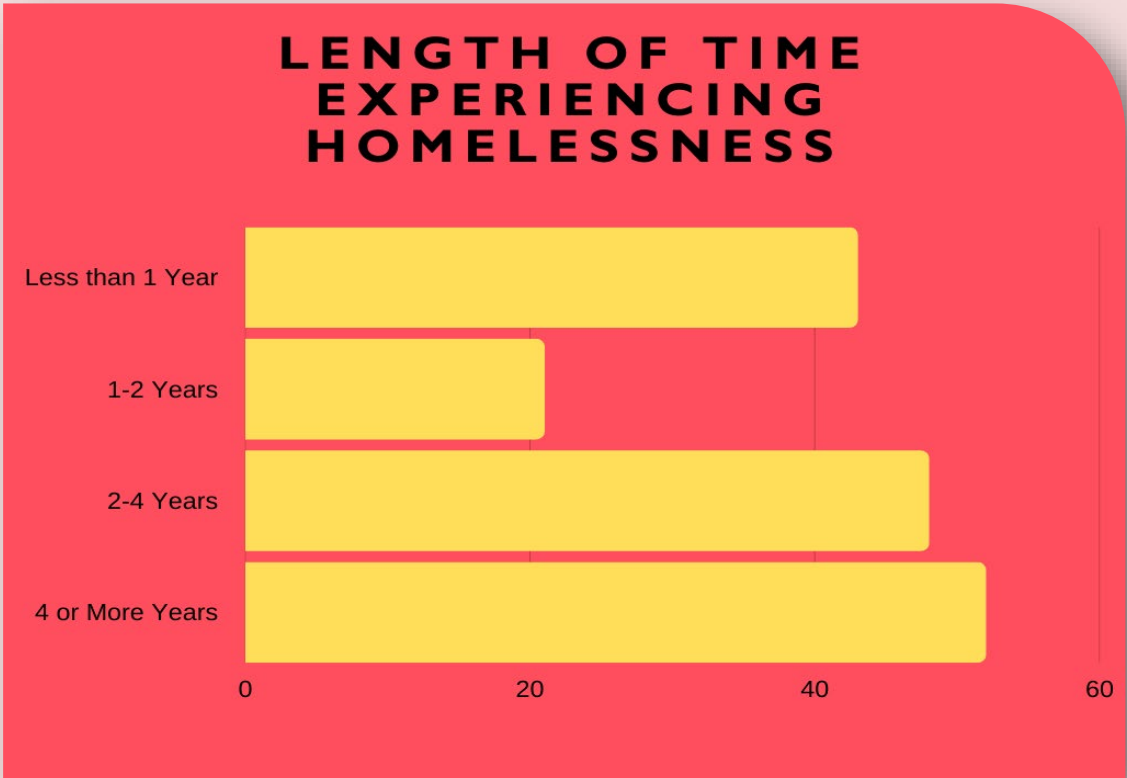
Chronic Homelessness
A person who:

- Is homeless and lives in a place not meant for human habitation or an emergency shelter; and
- Has been homeless and living or residing in a place not meant for human habitation or emergency shelter continuously for at least 1 year or on at least four separate occasions in the last 3 years where the combined length of time homeless in those occasions is at least 12 months; and
- Has a disability
- Of the 177 surveyed, **71** were classified as Chronically Homeless

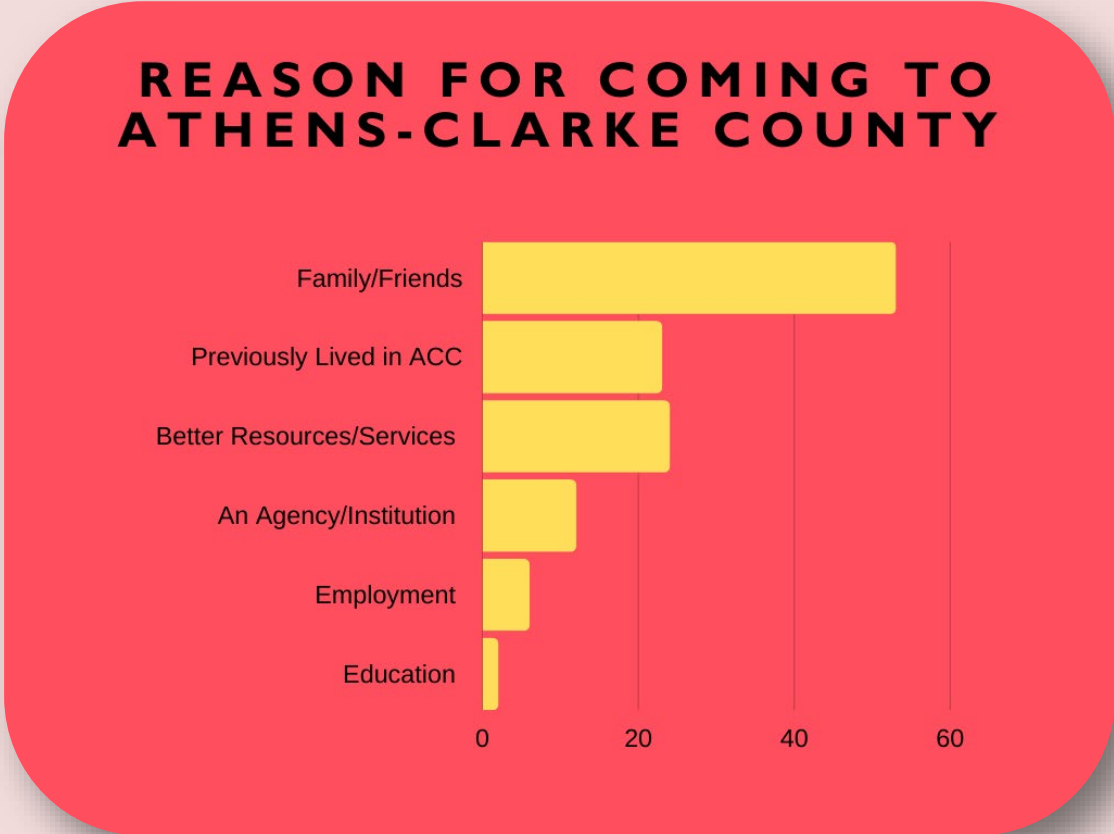
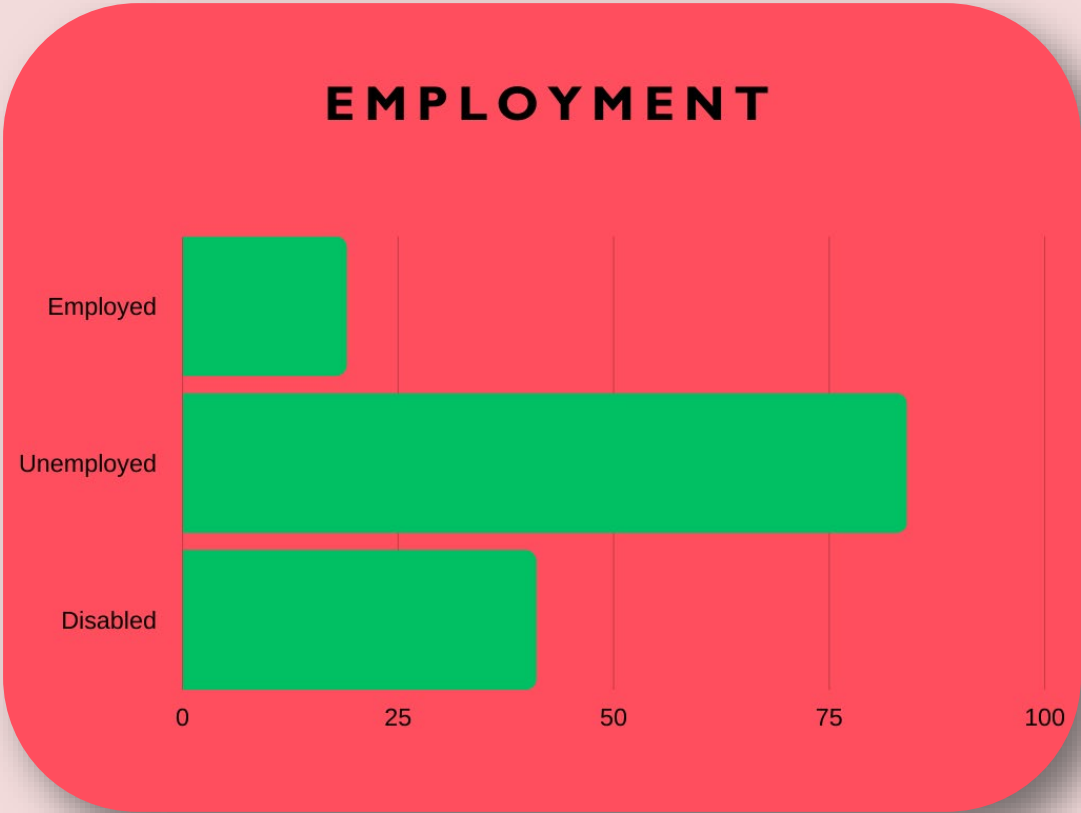


Stayed at First- Step Encampment

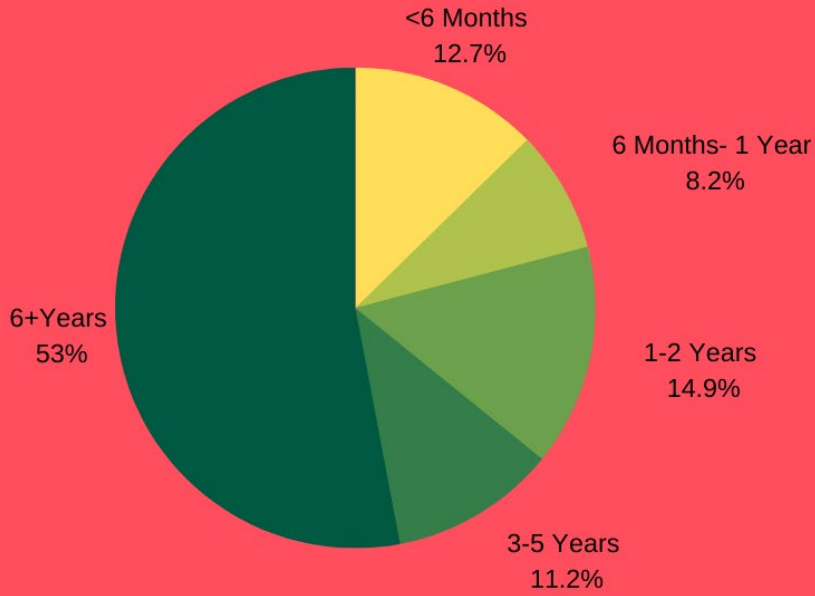
38 of the 177 unsheltered respondents spent the night at First Step Encampment. HUD defines anyone sleeping outside as unsheltered.



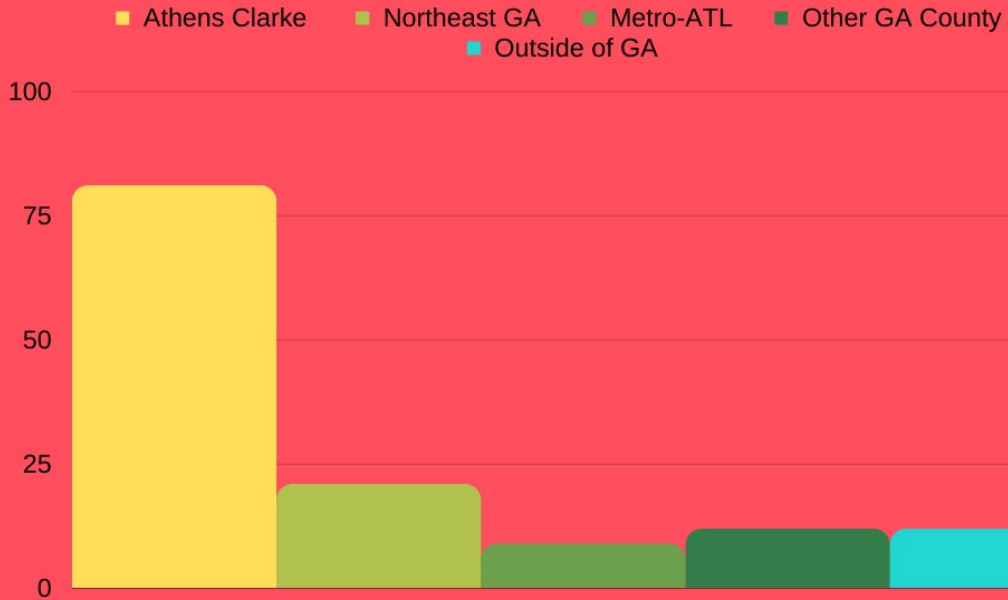
Employment was only collected for the unsheltered count with 84 respondents answering that they were unemployed at the time of the count.



LENGTH OF TIME IN ATHENS-CLARKE COUNTY



COUNTY OF LAST PERMANENT RESIDENCE



ACC SERVICE UTILIZATION



Completed by the ACC Housing & Community Development Department

Contact

Lillian Sronkoski Homeless Specialist

Katie Schwind Community Development Intern

ACC Housing and Community Development

375 Satula Avenue Athens, GA 30601

706-613-3155

<https://www.accgov.com/394/Housing-Community-Development>

For more information on ACC homelessness and services please reach out to the Athens-Clarke County Homeless Coalition or visit their website



Website

<https://endathenshomelessness.com>

Email

nega.homelesscoalition@gmail.com