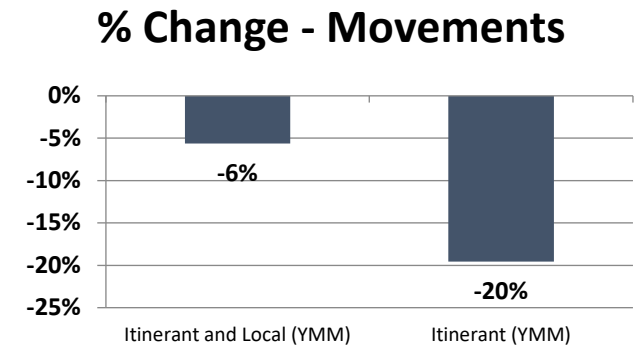
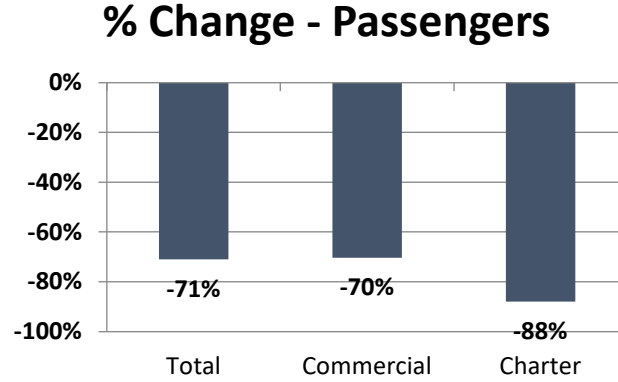
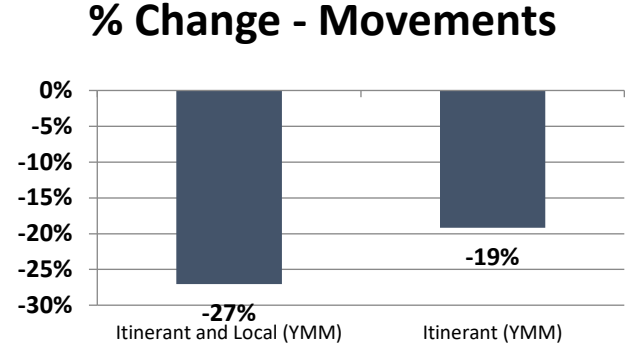
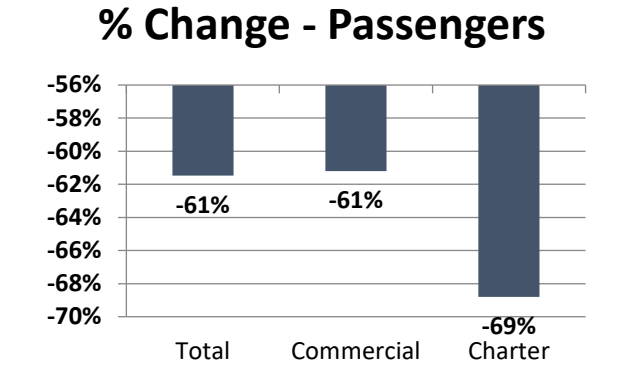


December 2020 Statistics

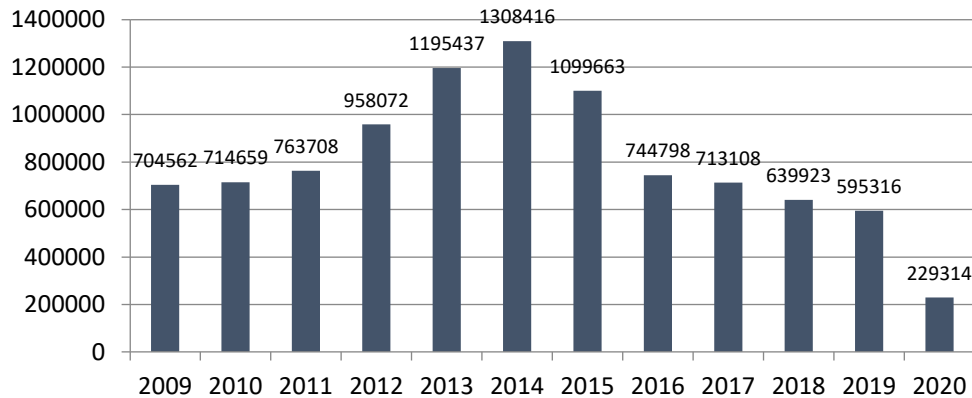
Current Month	December		% Change
	2019	2020	
Passengers:			
Total	48,426	14,062	-71.0%
Commercial	46,874	13,876	-70.4%
Charter	1,552	186	-88.0%
Aircraft Movements:			
Itinerant and Local (YMM)	2,400	2,265	-5.6%
Itinerant (YMM)	2,328	1,873	-19.5%



Year-to-Date	12 Month Total		% Change
	2019	2020	
Passengers:			
Total	595,316	229,314	-61.5%
Commercial	573,832	222,612	-61.2%
Charter	21,484	6,702	-68.8%
Aircraft Movements:			
Itinerant and Local (YMM)	46,133	33,657	-27.0%
Itinerant (YMM)	41,647	33,657	-19.2%



Total Passengers by Year



Itinerant and Local (YMM) by Month

