

THE IMMIGRANT VOTE

TENNESSEE | NOVEMBER 2018

TIRRC Votes launched in 2018 to build power for immigrant and refugee communities and build a pro-immigrant majority in Tennessee. Here's a look at our powerful first year together.


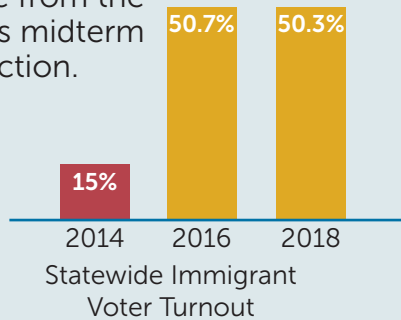
EXPANDING THE ELECTORATE

Immigrant voters turned out at presidential election levels in 2018, a



35%

increase from the previous midterm election.



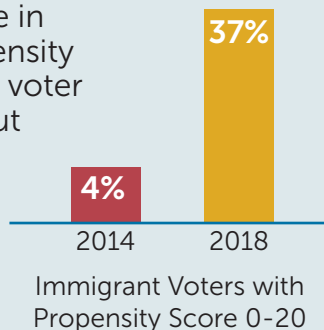
7,834

immigrants cast their first ballot in 2018, meaning **22%** of immigrant voters were first-time voters



33%

increase in low propensity immigrant voter turnout



BUILDING A MOVEMENT OF IMMIGRANT VOTERS



168,000 Voters Contacted



36,034 Phones Called



19,454 Doors Knocked




192 Canvassers from 17 Countries

IMPACTING ELECTIONS


HD13
Knoxville

Gloria Johnson
Defeated an anti-immigrant incumbent by 11%.




SD31
Memphis

Gabby Salinas
Came within 1,418 votes of unseating Brian Kelsey, who won his last competitive election in 2010 by 15,862 votes.



HD30
Chattanooga

Joda Thongnopnua
Narrowed the margin of victory by 50% in a solidly Republican district.



www.tirrcvotes.org
615.833.0384

THE IMMIGRANT VOTE


TENNESSEE | NOVEMBER 2018



In the first year of TIRRC Votes, we were able to significantly boost the participation of immigrant voters statewide. In 2019, we'll build upon these victories in Tennessee's two largest cities, Nashville (Davidson County) and Memphis (Shelby County). By investing in these key local races we can deliver much-needed policy victories for immigrant families and continue building power in advance of the critical 2020 elections.

IMMIGRANT VOTERS IN DAVIDSON AND SHELBY COUNTIES VOTED AT GREATER RATES IN THE 2018 MID-TERMS THAN THEY DID IN THE 2016 PRESIDENTIAL ELECTION.

	Shelby	Davidson
2014	15.4%	16%
2016	49.9%	53.5%
2018	50.3%	57.2%



THOUSANDS OF IMMIGRANT VOTERS WENT TO THE POLLS FOR THE FIRST TIME IN 2018.

22% of immigrant voters in Shelby County who went to the polls in 2018 cast their first vote

14% of immigrant voters in Davidson County who went to the polls in 2018 cast their first vote



www.tirrcvotes.org
615.833.0384