



## BATTERY EMERGENCY RESPONSE GUIDE (LITHIUM-ION)

### 1. Scope

This guide serves as a resource for emergency responders and Authorities Having Jurisdiction (AHJs) with regards to safety surrounding Tesla Energy Products. Tesla Energy Products are defined as rechargeable lithium-ion battery energy storage products designed, manufactured, and sold by Tesla, and include products such as Megapack, Powerpack, and Powerwall. The information and recommendations set forth are made in good faith and believed to be accurate as of the date of preparation. TESLA, INC. makes no warranty, expressed or implied, with respect to this information.

### 2. Identification of Company and Contact Information

Products	Tesla Energy Products, designed for residential, commercial, and industrial/utility energy applications, and modules and sub-assemblies that can be installed in such products. Specific part numbers are listed below.	
Locations	Headquarters (USA)	3500 Deer Creek Road Palo Alto, CA 94304 USA Tel. No. +1 650-681-5000 (do not use for emergencies, see below)
	Europe and Africa	Burgemeester Stramanweg 122 1101EN Amsterdam, The Netherlands Tel. No. +31 20 258 3916 (do not use for emergencies, see below)
	Australia and Asia	Eastern Aoyama Building 4F 8-5-41 Akasaka, Minato-ku, Tokyo, Japan 107-0052 Tel: +81 3 6890 7700 (do not use for emergencies, see below)
	Manufacturer (USA)	3500 Deer Creek Road Palo Alto, CA 94304 USA Tel. No. +1 650-681-5000 (do not use for emergencies, see below)
Emergency Contacts	CHEMTREC	For Hazardous Materials (or Dangerous Goods) Incidents: Spill, Leak, Fire, Exposure, or Accident Call CHEMTREC Day or Night Within USA and Canada: 1-800-424-9300 Contract Number: CCN204273 Outside USA and Canada: +1 703-741-5970 (collect calls accepted)
	Tesla Service Support Contacts	Powerpack & Megapack: <ul style="list-style-type: none"> <li>• <a href="mailto:PowerpackSupport@tesla.com">PowerpackSupport@tesla.com</a></li> <li>• Hotline numbers (24h / 7 coverage): <ul style="list-style-type: none"> <li>○ North America: +1 (650) 681-6060</li> <li>○ Asia/Australia/New Zealand: +61 2 43 28 02 81</li> <li>○ Europe/Middle East/Africa: +31 2 08 88 53 32</li> </ul> </li> </ul> Powerwall: <ul style="list-style-type: none"> <li>• North America: <ul style="list-style-type: none"> <li>○ <a href="mailto:PowerwallSupportNA@tesla.com">PowerwallSupportNA@tesla.com</a></li> <li>○ (877) 798-3752</li> </ul> </li> <li>• Asia/Australia/New Zealand: <ul style="list-style-type: none"> <li>○ <a href="mailto:PowerwallSupportANZ@tesla.com">PowerwallSupportANZ@tesla.com</a></li> <li>○ 1800 646-952</li> </ul> </li> <li>• Europe/Middle East/Africa: <ul style="list-style-type: none"> <li>○ <a href="mailto:PowerwallSupportEMEA@tesla.com">PowerwallSupportEMEA@tesla.com</a></li> </ul> </li> </ul>

## 2.1. SDS and Product Information

Safety Data Sheets (SDS) are a sub-requirement of the Occupational Safety and Health Administration (OSHA) Hazard Communication Standard, 29 CFR Subpart 1910.1200. This Hazard Communication Standard does not apply to various subcategories including anything defined by OSHA as an “article.” OSHA has defined “article” as a manufactured item other than a fluid or particle; (i) which is formed to a specific shape or design during manufacture; (ii) which has end use function(s) dependent in whole or in part upon its shape or design during end use; and (iii) which under normal conditions of use does not release more than very small quantities (e.g., minute or trace amounts) of a hazardous chemical, and does not pose a physical hazard or health risk to employees.

Tesla Energy Products referenced herein meet the OSHA definition of “article.” Thus, they are exempt from the requirements of the Hazard Communication Standard and do not require a SDS. However, SDS are available for non-cell materials found inside these products.

Tesla Energy Products contain sealed lithium-ion battery cells (cells) that are similar to rechargeable batteries in many consumer electronic products. Cells are individually hermetically sealed cylinders approximately 21 mm in diameter and 70 mm in length.

Cells each contain lithium ion electrodes, which can be composed of either:

- Lithium Nickel Cobalt Aluminum Oxide (NCA material),  $\text{LiNi}_x\text{Co}_y\text{Al}_z\text{O}_2$ ;
- Lithium Nickel, Manganese, Cobalt Oxide (NMC material)  $\text{LiNi}_x\text{Mn}_y\text{Co}_z\text{O}_2$ ;
- Lithium Nickel, Manganese Oxide (NMO material),  $\text{LiNi}_x\text{Mn}_y\text{O}_2$
- Lithium Cobalt Oxide,  $\text{LiCoO}_2$ ;
- or a mixture of these compounds

THE CELLS AND BATTERIES DO NOT CONTAIN METALLIC LITHIUM. Individual cells have nominal voltages of approximately 3.6 V.

Tesla Energy Products also include sealed thermal management systems containing coolants and/or refrigerants. Safety Data Sheets (SDS) are available for these liquid materials.


Non-Cell Materials with SDS found in Tesla Energy Products	Approximate Quantity
Ethylene glycol 50/50 mixture with water	Powerwall 1: 1.6 L of 50/50 mixture Powerwall 2: 2.3 L of 50/50 mixture Powerpack 1: 22 L of 50/50 mixture Powerpack 2: 26 L of 50/50 mixture Powerpack Inverter: 11 L of 50/50 mixture Megapack: 540 L of 50/50 mixture
R134a: 1,1,1,2-Tetrafluoroethane refrigerant	Powerwall 1, 2: none Powerpack 1, 2: 400 g Megapack: 7.6 kg

Individual lithium-ion cells are connected to form modules. Modules are battery sub-assemblies. These modules are installed in Tesla Energy Products. Approximate specifications of Tesla Energy Products are listed below.

Part Number (Reman Number if available)	Description	Module Voltage - as shipped (V)	Nominal System DC Voltage	Nominal System AC Voltage	Weight (kg)	Height (cm)	Width (cm)	Depth (cm)
<b>Powerwall 1 Versions</b>								
1050100-x*y*-z*	POWERWALL, 2KW, 7KWH	<30 (DC)	450 (DC)	-	95 (210 lb)	130 (51 in)	86 (34 in)	18 (7 in)
1067000-x*y*-z*	POWERWALL, 3.3KW, 7KWH	<30 (DC)	450 (DC)	-	95 (210 lb)	130 (51 in)	86 (34 in)	18 (7 in)
1068000-x*y*-z*	POWERWALL, 6.6KW, 10KWH	<30 (DC)	450 (DC)	-	101 (223 lb)	130 (51 in)	86 (34 in)	18 (7 in)
<b>Powerwall 2 Versions</b>								
1092170-x*y*-z*	AC POWERWALL	<30 (DC)	450 (DC)	300 (AC)	122 (269 lb)	112 (44 in)	74 (29 in)	14 (5.5 in)
1112170-x*y*-z*	DC POWERWALL	<30 (DC)	450 (DC)	-	115 (254 lb)	112 (44 in)	74 (29 in)	14 (5.5 in)
<b>Powerpack 1 Versions</b>								
1047404-x*y*-z*	POWERPACK (2hr continuous net discharge)	<30 (DC)	450 (DC)	480 (AC)	1680 (3700 lb)	219 (86 in)	97 (38 in)	132 (52 in)
1060119-x*y*-z*	POWERPACK (4hr continuous net discharge)	<30 (DC)	450 (DC)	480 (AC)	1665 (3670 lb)	219 (86 in)	97 (38 in)	132 (52 in)
1121229-x*y*-z*	POWERPACK (4hr continuous net discharge)	<30 (DC)	450 (DC)	480 (AC)	2160 (4765 lb)	219 (86 in)	97 (38 in)	132 (52 in)
<b>Powerpack 1.5 Version</b>								
1089288-x*y*-z*	POWERPACK 1.5 C/2 SYSTEM	<30 (DC)	960 (DC)	480 (AC)	1622 (3575 lb)	219 (86 in)	131 (51.5 in)	82 (32.5 in)
<b>Powerpack 2 / 2.5 Versions</b>								
1083931-x*y*-z* (1130518-x*y*-z*)	POWERPACK 2,C/4 SYSTEM	<30 (DC)	960 (DC)	480 (AC)	2160 (4765 lb)	219 (86 in)	131 (51.5 in)	82 (32.5 in)
1083932-x*y*-z*	POWERPACK 2,C/2 SYSTEM	<30 (DC)	960 (DC)	480 (AC)	2160 (4765 lb)	219 (86 in)	131 (51.5 in)	82 (32.5 in)
1490025-x*y*-z*	POWERPACK 2.5,C/4 SYSTEM	<30 (DC)	960 (DC)	480 (AC)	2160 (4765 lb)	219 (86 in)	131 (51.5 in)	82 (32.5 in)
1490026-x*y*-z*	POWERPACK 2.5,C/2 SYSTEM	<30 (DC)	960 (DC)	480 (AC)	2160 (4765 lb)	219 (86 in)	131 (51.5 in)	82 (32.5 in)
Part Number (Reman Number if available)	Description	Module Voltage - as shipped (V)	Max System DC Voltage	Max System AC Voltage	Weight (kg)	Height (cm)	Width (cm)	Depth (cm)
1490027-x*y*-z*	POWERPACK 2.5,C/2 SYSTEM	<30 (DC)	960 (DC)	480 (AC)	2160 (4765 lb)	219 (86 in)	131 (51.5 in)	82 (32.5 in)
<b>Megapack (all versions)</b>								
1462965-x*y*-z*	MEGAPACK	<450 (DC)	960 (DC)	518 (AC)	25,400 (56,000)	252 (99)	713 (282)	160 (63)

\* Note that the 8th or 9th digit could be any number or letter and the 10th digit could be any letter.

### 3. Handling and Use Precautions / Identification of Hazards



The products described by this document are dangerous if mishandled. Injury to property or person, including loss of life is possible if mishandled.

Tesla Energy Products contain lithium-ion batteries. A battery is a source of energy. Do not short circuit, puncture, incinerate, crush, immerse, force discharge or expose to temperatures above the declared operating temperature range of the product. An internal or external short circuit can cause significant overheating and provide an ignition source resulting in fire, including surrounding materials or materials within the cell or battery. Under normal conditions of use, the electrode materials and electrolyte they contain are not exposed, provided the battery integrity is maintained and seals remain intact. Risk of exposure may occur only in cases of abuse (mechanical, thermal, electrical).

#### 3.1. High Voltage Hazards

Under normal conditions of use, provided that a Tesla Energy Product enclosure remains closed, handling the product does not pose an electrical hazard. Numerous safeguards have been designed into Tesla Energy Products to help ensure that the high voltage battery is kept safe and secure as a result of a number of expected abuse conditions. All of the constituent component battery cells are sealed within the product as sub-groups within enclosures (Pods for Powerpack or Battery Modules for Megapack).

In the Powerpack and Megapack, the exterior of each Pod/Battery Module is isolated from internal components and connectors are touch-safe. Pods are then installed in a rigid metal enclosure, which is isolated from high voltage. Megapack Battery Modules are similarly sealed and cannot be accessed from the exterior. In the Powerwall, the module is contained within the unit and not accessible to non-Tesla personnel. Access to these components is limited to Tesla authorized personnel only.

A Tesla Energy Product may pose a significant high voltage and electrocution risk if the outer enclosure, Pod / Battery Module enclosures, and/or safety circuits have been compromised or have been significantly damaged. A battery pack, even in a normally discharged condition is likely to contain substantial electrical charge and can cause injury or death if mishandled. If a Tesla Energy Product has been significantly visibly damaged or its enclosure compromised, then practice appropriate high-voltage preventative measures until the danger has been assessed (and dissipated if necessary).

**⚠ WARNING:** NEVER CUT INTO A SEALED TESLA ENERGY PRODUCT ENCLOSURE due to the high voltage and electrocution risks.

For proper installation / removal instructions please contact the Tesla Service Support team.

### 3.2. Hazards Associated with Mechanical Damage

Mechanical damage to Tesla Energy Products can result in a number of hazardous conditions (discussed below) including:

- Leaked battery pack coolant (see Section 3.4)
- Leaked refrigerant (Powerpack System and Megapack only, see Section 3.5)
- Leaked cell electrolyte (see Section 3.6)
- Rapid heating of individual cells due to exothermic reaction of constituent materials (cell thermal runaway), venting of cells, and propagation of self-heating and thermal runaway reactions to neighboring cells.
- Fire

To prevent mechanical damage to Tesla Energy Products, these items should be stored in their original packaging when not in use or prior to being installed (see Section 6 below).

### 3.3. Hazards Associated with Elevated Temperature Exposure

The Tesla Powerpack system and Powerwall are designed to withstand operating ambient temperatures up to 50°C (122°F), with up to 100% operating humidity (condensing), and storage temperatures up to 60°C (140°F) and <95% relative humidity (non-condensing) for up to 24 hours without affecting the health of the unit.

Prolonged exposure of Tesla Energy Products to temperatures beyond that can drive battery cells into thermal runaway and result in a fire. Exposure of battery packs to localized heat sources such as flames could result in cell thermal runaway reactions and should be avoided.

### 3.4. Hazards Associated with Leaked Coolant

Thermal management of Tesla Energy Products is achieved via liquid cooling using a 50/50 mixture of ethylene glycol and water. A typical Powerpack battery unit includes about 26 L of coolant (Powerpack 2/2.5) or about 22 L of coolant (Powerpack 1). A typical Powerwall unit includes about 1.6 L of coolant (Powerwall 1) or about 2.3 L of coolant (Powerwall 2). The Tesla Inverter (fully populated) includes about 11 L of coolant. A typical Megapack includes about 540 L of coolant. Mechanical damage of a Tesla Energy Product that has been installed could result in leakage of the coolant. The fluid is blue in color and does not emit a strong odor.

For information regarding the toxicological hazards associated with ethylene glycol, as well as ecological effects and disposal considerations, refer to the specific Safety Data Sheet (SDS) for battery coolant. Extended exposure of a Tesla Energy Product to leaked coolant could cause additional damage to the product such as corrosion and compromise of protection electronics.

### 3.5. Hazards Associated with Leaked Refrigerant (Powerpack and Megapack only)

The Powerpack and Megapack thermal management system includes 400 g and 7.6 kg respectively of R134a: 1,1,1,2-Tetrafluoroethane refrigerant in a sealed system. Mechanical damage of a Powerpack or Megapack could result in a release of the refrigerant. Such a release would appear similar to the emission of smoke.

For information regarding the toxicological hazards associated with R134a, as well as ecological effects and disposal considerations, refer to the specific Safety Data Sheet (SDS) for R134a.

### 3.6. Hazards Associated with Leaked Electrolyte

The electrolyte within constituent cells includes a volatile hydrocarbon-based liquid and a dissolved lithium salt (which is a source of lithium ions) such as lithium hexafluorophosphate. The electrolyte in Tesla Energy Products cells is largely absorbed in electrodes within individual sealed cells. The electrolyte reacts with those materials and is consumed during normal operation of the batteries. As such, the absence of free liquid electrolyte makes it impractical to report the volume of electrolyte within Tesla Energy Products.

The possibility of a spill of electrolyte from Tesla Energy Products is very remote. Electrolyte can be extracted from a single cell using a centrifuge, or under some extreme abuse conditions such as a severe crush. However, it is very difficult to mechanically damage cells in such a way as to cause leakage of electrolyte. Even if a single cell were damaged in a manner that could cause electrolyte leakage, it is extremely difficult to cause a leak from more than a few cells due to any incident. Furthermore, cells are connected into modules which are placed within a sealed steel compartmentalized enclosure. Each compartment has the capacity to contain liquid from a large number of individual cells. For the electrolyte liquid to come into contact with a user of a Tesla Energy Product, the external enclosure, the Pod/Battery Module enclosure, and the cell would have to be severely mechanically damaged. As such, Tesla Energy Products are deemed not to pose a liquid electrolyte release hazard.

Any released electrolyte liquid is likely to evaporate rapidly, leaving a white salt residue. Evaporated electrolyte is flammable and will contain alkyl-carbonate compounds. Leaked electrolyte is colorless and characterized by a sweet odor. If an odor is obvious, evacuate or clear the surrounding area and ventilate the area.

**⚠ WARNING:** AVOID CONTACT WITH ELECTROLYTE.

Leaked electrolyte solution is flammable and corrosive / irritating to the eyes and skin. If a liquid is observed that is suspected electrolyte, ventilate the area and avoid contact with the liquid until a positive identification can be made and sufficient protective equipment can be obtained (eye, skin, and respiratory protection). Chemical classifier strips can be used to identify the spilled liquid (electrolyte will contain petroleum/organic solvent and fluoride compounds).

In case of an electrolyte leak, the following protective equipment is recommended: an air purifying respirator with organic vapor/acid gas cartridges, safety goggles or a full face respirator, and safety gloves (Butyl rubber or laminated film (e.g., Silver Shield)). Protective clothing should be worn. Use a dry absorbent material to clean up a spill.

*\*An acceptable exposure concentration of electrolyte has not been identified by the American Council of Governmental Industrial Hygienists (ACGIH). In case of electrolyte leakage from the battery, the oral (rat) LD50 is greater than 2 g/kg (estimated).*

### 3.7. Hazards Associated with Vented Electrolyte

Lithium-ion cells are sealed units, and thus under normal usage conditions, venting of electrolyte should not occur. If subjected to abnormal heating or other abuse conditions, electrolyte and electrolyte decomposition products can vaporize and be vented from cells. Accumulation of liquid electrolyte is unlikely in the case of abnormal heating. Vented gases are a common early indicator of a thermal runaway reaction – an abnormal and hazardous condition.

If gases or smoke are observed escaping from a Tesla Energy Product, evacuate the area and notify a first responder team and/or the local fire department. Gases or smoke exiting a lithium-ion battery pack are likely flammable and could ignite unexpectedly as the condition that led to cell venting may also cause ignition of the vent gases. A venting Tesla Energy Product should only be approached with extreme caution by trained first responders equipped with appropriate personal protective equipment (PPE), as discussed in Section 3.

Cell vent gas composition will depend upon a number of factors, including cell composition, cell state of charge, and the cause of cell venting. Vent gases may include volatile organic compounds (VOCs) such as alkyl-carbonates, methane, ethylene, and ethane; hydrogen gas; carbon dioxide; carbon monoxide; soot; and particulates containing oxides of nickel, aluminum, lithium, copper, and cobalt. Additionally, phosphorus pentafluoride, POF<sub>3</sub>, and HF vapors may form.

 **WARNING:** AVOID CONTACT WITH VENTED GASES.

Vented gases may irritate the eyes, skin, and throat. Cell vent gases are typically hot; upon exit from a cell, vent gas temperatures can exceed 600°C (1,110°F). Contact with hot gases can cause thermal burns. Vented electrolyte is flammable, and may ignite on contact with a competent ignition source such as an open flame, spark, or a sufficiently heated surface. Vented electrolyte may also ignite on contact with cells undergoing a thermal runaway reaction.


## 4. Firefighting Measures

 **NOTICE:** In the event of a response to a Tesla product fire or hazardous event, contact Tesla immediately for technical guidance. Response should only be performed by trained professionals.

To create a significant fire in Tesla Energy Products, the enclosure of the battery unit needs to be subject to an extreme external event, such as direct exposure to a large prolonged fire or severe physical impact. A single cell thermal runaway does not propagate to neighboring cells as demonstrated in testing per UL and IEC standards. In the event of a fire, rigorous full-scale fire testing has shown that Tesla Energy Products perform in a safe and controlled manner, consuming themselves slowly without explosive bursts or unexpected hazards, and without propagating to neighboring enclosure units. These claims have been validated through large-scale fire testing, with available third-party reports.

Responding to a Venting Tesla Energy Product: Smoke emanating from a Tesla Energy Product can be an indication of an abnormal and hazardous condition. Battery thermal runaway fires are preceded by a period of smoke. The smoke is likely flammable and may ignite at any time. If fire or smoke is observed emanating from a Tesla Energy Product at any time, the following should be performed:

1. If possible, shut off the unit/system (see instructions below)
2. Evacuate the area
3. Notify appropriately trained first responders, the local fire department, and any appointed subject matter expert (SME) if available

 **WARNING:** When responding to a smoke or fire event with the Powerpack system, do not approach the Powerpack units from the front (door-side). Perform all incident response from the sides or rear of the unit.

### How to Shut Off the Megapack, Powerpack System or Powerwall in an Emergency:

#### Megapack:


1. If an E-Stop button is present on the unit or close to the system, engage the E-Stop
2. Open the AC disconnect installed upstream of the system
3. Do not approach the Megapack and do not open any of its doors

#### Powerpack System:

1. If an E-Stop button is present on the unit or close to the system, engage the E-Stop
2. Open the AC disconnect installed upstream of the system
3. Open the DC disconnect switch on the inverter door (if the scene is safe)

#### Powerwall:

1. If an E-Stop button is present, engage the E-Stop
2. Open the AC disconnect installed upstream of the system

 **WARNING:** Shutting off power to the Tesla Energy Product does not de-energize the battery, and a shock hazard may still be present.

The Tesla Energy Product should then be monitored for evidence of continued smoke venting. If a fire develops and visible flames appear, it is recommended to apply water spray to neighboring battery enclosures and exposures (defensive firefighting), rather than directly onto the burning unit. Applying water directly to the affected enclosure will not stop the thermal runaway event, as the fire will be located behind several layers of steel material, and direct application of water has shown to only delay the eventual



combustion of the entire unit. The door(s) should not be opened in such an event. Testing has shown that a thermal runaway event in a single Powerpack or Megapack does not propagate to a neighboring enclosure, even without the application of water or other suppression sources, but water can be used to further mitigate the hazard spread to exposures and surroundings.

Water spray has been deemed safe as an agent for use on exposed Tesla Energy Products. Water is considered the preferred agent for suppressing lithium-ion battery fires. Water has superior cooling capacity, is plentiful (in many areas), and is easy to transport to the seat of the fire. Gaseous agents such as CO<sub>2</sub>, Halon, or dry chemical suppressants may temporarily suppress flaming of lithium-ion battery packs, but they will not cool lithium-ion batteries and will not limit the propagation of cell thermal runaway reactions. Metal fire suppressants such as LITH-X, graphite powder, or copper powder are not appropriate agents for suppressing fires involving lithium-ion battery packs as they are unlikely to be effective. If water is used directly on the enclosure that is burning, electrolysis of water (splitting of water into hydrogen and oxygen) may contribute to the flammable gas mixture formed by venting cells, burning plastic, and burning of other combustibles.

A battery fire may continue for several hours and it may take 24 hours or longer for the battery pack to cool after it has been fully consumed by a thermal runaway event. A lithium-ion battery fire that has been extinguished can re-ignite due to the exothermic reaction of constituent materials from broken or damaged cells, or unburnt cells. Allow the battery pack to fully consume itself and then cool the burned mass by flooding with water. After all fire and smoke has visibly subsided, a thermal imaging camera can be used to actively measure the temperature of the unit.

**Defensive Firefighting:** Tesla's recommendation is to fight a Tesla Energy Product fire defensively. The fire crew should maintain a safe distance and allow the battery to burn itself out. Fire crews should utilize a fog pattern to protect neighboring units or exposures or control the path of smoke. A single one and three quarter inch (~5cm) hand line has shown to be sufficient. Applying water directly on the burning unit will only delay the burn and not suppress it. A battery fire may continue for several hours and may result in multiple re-ignition events. It may take 24 hours or longer for the battery pack to cool.

Additional information for industrial products:

- **Megapack:** When responding to a fire event with the Megapack, do not attempt to open any doors or come in contact with the unit. The doors are designed to remain shut, and built-in deflagration vents in the roof of the unit will vent any smoke and flame out of the top of the unit. Per testing results, a Megapack fire will not propagate to neighboring Megapacks.
- **Powerpack:** When responding to a fire event with the Powerpack system, do not approach the Powerpack units from the front (door-side). Perform all incident response from the sides or rear of the unit. Do not attempt to open the enclosure door or come in contact with the unit. Per testing results, a Powerpack fire will not propagate to neighboring Powerpacks.

**Firefighter PPE:** Firefighters should wear self-contained breathing apparatus (SCBA) and fire protective turnout gear. Cells or batteries may flame or leak potentially hazardous organic vapors if exposed to excessive heat, fire or over voltage conditions. These vapors may include volatile organic compounds (VOCs), hydrogen gas, carbon dioxide, carbon monoxide, soot, and particulates containing oxides of nickel, aluminum, lithium, copper, and cobalt. Additionally, phosphorus pentafluoride, POF<sub>3</sub> and HF vapors may form.

## 5. First Aid Measures

**Electric Shock / Electrocution:** Seek immediate medical assistance if an electrical shock or electrocution has occurred (or is suspected).

**Contact with Leaked Electrolyte:** The constituent battery cells are sealed. Contents of an open (broken) constituent battery cell can cause skin irritation and/or chemical burns. If materials from a ruptured or otherwise damaged cell or battery contact skin, flush immediately with water and wash affected area with soap and water. If a chemical burn occurs or if irritation persists, seek medical assistance.

For eye contact, flush with significant amounts of water for 15 minutes without rubbing and see physician at once.

**Inhalation of Electrolyte Vapors:** If inhalation of electrolyte vapors occurs, move person into fresh air. If not breathing give artificial respiration and seek immediate medical assistance.

**Vent Gas Inhalation:** The constituent battery cells are sealed and venting of cells should not occur during normal use. If inhalation of vent gases occurs, move person into fresh air. If not breathing give artificial respiration. Seek immediate medical assistance.

## 6. Storage Precautions

Powerpack systems, Powerwalls, and sub-assemblies should be stored in approved packaging prior to installation. Megapack does not include packaging and can be stored as-shipped with a tarp.

Do not store Tesla Energy Products in a manner that allows terminals to short circuit (do not allow the formation of an electrically-conductive path).

Elevated temperatures can result in reduced battery service life. Tesla Energy Products can withstand ambient temperatures of -40°C to 60°C for up to 24 hours. However, Tesla Energy Products stored for longer than one month should be stored at ambient temperatures between -20°C and 30°C (-4°F and 86°F), at humidity <95%, and protected from condensation. Storing at temperatures outside the recommended range can result in degradation of product lifetime. Do not store Tesla Energy Products near heating equipment.

Ideally, a Tesla Energy Product should be stored at 50% state of charge (SOC) or less. Tesla Energy Products should not be stored for extended periods either at a full SOC or completely discharged since both conditions adversely impact battery life. Tesla Energy Products should not be stored untended for longer than twelve months since battery service life likely will be adversely impacted.

The storage area should be protected from flooding.

Long-term storage areas should be compliant with the appropriate local fire code requirements.

Acceptable storage density of battery packs and storage height of battery packs will be defined by the local authority having jurisdiction (AHJ). Requirements and limits will be based upon a number of factors including the structural and fire protection characteristics of the storage area and recommendations for fire protection promulgated by the National Fire Protection Association (NFPA) and similar organizations. At the time of this writing, no standard Commodity Classification has been defined for lithium-ion cells or

battery packs (see 2016 NFPA 13: Standard for the Installation of Sprinkler Systems). Tesla products only have a 30-40 % state of charge (SOC) while in storage which reduces the energy impact on fire occurrences. As an example of the reduced energy, the 30% level has been determined to be acceptable for air flight shipping based upon extensive testing and analysis in conjunction with the FAA. Tesla recommends treating lithium-ion cells and batteries in packaging as equivalent to a Group A Plastic Commodity.

## **7. Handling, Storage, and Transportation of Damaged Tesla Energy Products**

If the event of damage to a Tesla Energy Product, contact Tesla immediately.

If a Tesla Energy Product has been damaged (battery enclosure has been dented or compromised), it is possible that heating is occurring that may eventually lead to a fire. Damaged or opened cells/batteries can result in rapid heating (due to exothermic reaction of constituent materials), the release of flammable vapors, and propagation of self-heating and thermal runaway reactions to neighboring cells.

Before handling or transporting a damaged Tesla Energy Product, wait at least 24 hours. Smoke may be an indication that a thermal reaction is in progress. If no smoke, flame, sign of coolant leakage, or signs of heat has been observed for 24 hours, the Tesla Energy Product may be disconnected and moved to a safe location. To obtain specific instructions for evaluating, disconnecting, and preparing a damaged Tesla Energy Product for transport, please contact the Tesla Service team.

A damaged Tesla Energy Product should be monitored during storage for evidence of smoke, flame, sign of coolant leakage, or signs of heat. If full-time monitoring of the Product is not possible (for example during extended storage), the Product should be moved to a safe storage location.

A safe storage location for a damaged battery will be free of flammable materials, accessible only by trained professionals, and 50 feet (15m) downwind of occupied structures. For example, a fenced, open yard may be an appropriate safe location. **DO NOT STORE DAMAGED TESLA ENERGY PRODUCTS ADJACENT TO UNDAMAGED TESLA ENERGY PRODUCTS.** It is possible that a damaged battery may sustain further damage during transportation and may lead to a fire. To further reduce this risk, handle the damaged battery with extreme caution.

## **8. Disposal Procedures**

Tesla Energy lithium-ion batteries do not contain heavy metals such as lead, cadmium, or mercury.

The procedures below apply to Tesla Energy Products at the end of their life (EOL). For disposal after a fire or thermal event, please contact Tesla for guidance.

Tesla Energy Products should be disposed of or recycled in accordance with local, state, and federal regulations. Note that regulations regarding disposal of batteries vary by jurisdiction. In the United States, batteries are classified as Universal Waste, and in addition, many individual states have specific regulations regarding disposal of battery packs. For example, in California, all batteries must be taken to a Universal Waste handler or authorized recycling facility.

Tesla Energy Products contain recyclable materials. Tesla strongly encourages recycling. At this time, when a Tesla product must be decommissioned, we request that it be returned to a Tesla facility for disassembly and further processing.

If disposing without return to Tesla, please consult with local, state and/or federal authorities on the appropriate methods for disposal and recycling. Tesla has confirmed that at least two recycling processors are capable of recycling Tesla battery products in North America and three in the Europe, the Middle East and Africa (EMEA) region.


## 9. Maintenance or Repair

Tesla requests all maintenance, service, and repairs of Tesla Energy Products be performed by Tesla approved service personnel or Tesla authorized repair facilities. This includes all proactive and corrective maintenance over the lifetime of a Tesla Energy Product. Improper service or repair by personnel not approved nor authorized by Tesla could void the product’s Limited Warranty, lead to failure of the Tesla Energy product, and potentially result in development of an unsafe condition and unexpected electrical events.

## 10. Transport Information

Lithium-ion batteries are regulated as Class 9 Miscellaneous dangerous goods (also known as “hazardous materials”) pursuant to the International Civil Aviation Organization (ICAO) Technical Instructions for the Safe Transport of Dangerous Goods by Air, International Air Transport Association (IATA) Dangerous Goods Regulations, the International Maritime Dangerous Goods (IMDG) Code, European Agreements concerning the International Carriage of Dangerous Goods by Rail (RID) and Road (ADR), and applicable national regulations such as the USA’s hazardous materials regulations (see 49 CFR 173.185). These regulations contain very specific packaging, labeling, marking, and documentation requirements. The regulations also require that individuals involved in the preparation of dangerous goods for transport be trained on how to properly package, label, mark and prepare shipping documents.

<b>UN Number</b>	3480
<b>Proper Shipping Name</b>	Lithium Ion Batteries
<b>Hazard Classification</b>	Class 9 Miscellaneous
<b>Packing Group</b>	N/A

 **NOTICE:** The information and recommendations set forth are made in good faith and believed to be accurate as of the date of preparation. TESLA, INC. makes no warranty, expressed or implied, with respect to this information.

## 11. Revision Log

Revision #	Date	Description
01	14-July-2015	ERG for Tesla Powerpack systems, Powerwalls, and Sub-assemblies
02	3-Sept-2015	Added part numbers, updated weights, voltages, and temperatures, clarified hazards associated with spilled electrolyte, updated storage requirements, updated warning label icons, updated packing group.
03	3-Oct-2016	Added part numbers, minor edits
04	30-June-2017	Added fire ground operations response for Powerpack 2, including approach; exhaust gases; and safety. Updated general product information and contacts, as well as part numbers and reman numbers
05	22-Oct 2018	Reformatted for ease of use and translation; removed Confidential status; corrected phone number for CHEMTREC
06	27-Feb-2019	Updated storage conditions and firefighting measures section to provide further context on response tactics to Tesla Energy Product fires. Adjusted formatting, included graphics for warnings and notices.
07	17-Dec-2019	Updates to contact information (Tesla contact), product specs section, leaked electrolyte section, and inclusion of Megapack throughout the document.