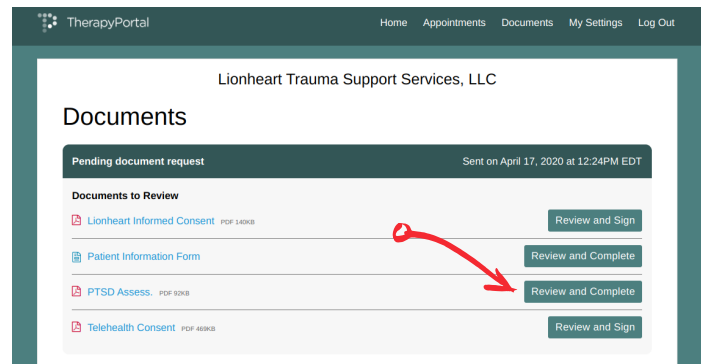
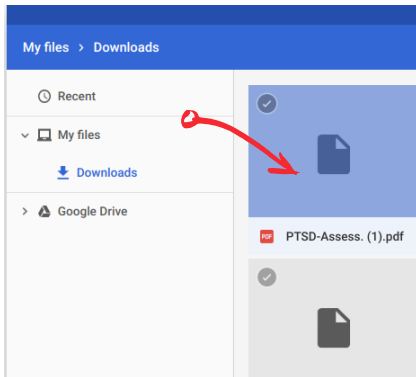


Filling Out Forms

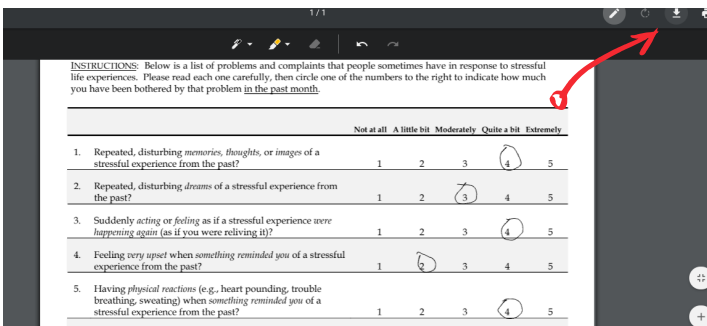
LIONHEART TRAUMA SUPPORT SERVICES



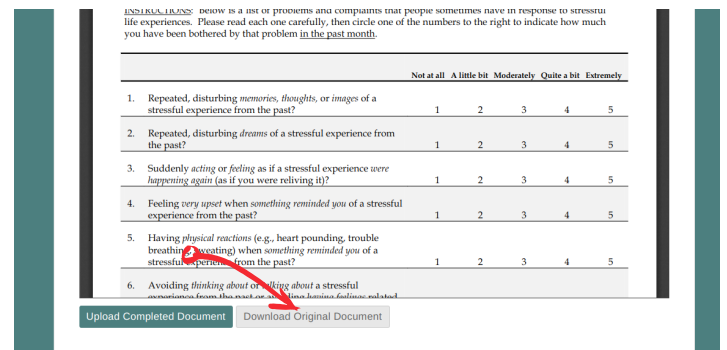
IN YOUR PORTAL UNDER "DOCUMENTS" YOU CAN SIGN AND FILL OUT PAPERWORK.




OPEN THE FILE FROM YOUR DEVICE, USUALLY BY DOUBLE CLICKING. A PDF WILL OPEN IN YOUR BROWSER.



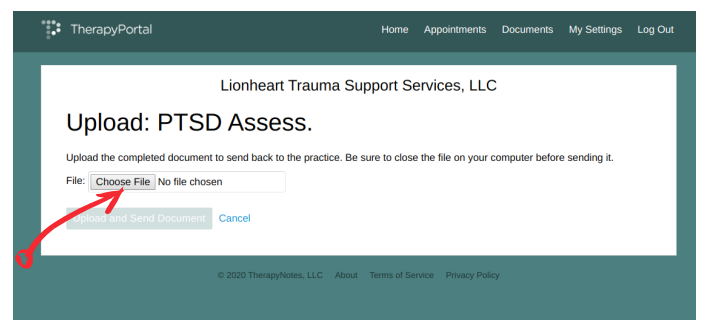
AFTER YOU ARE DONE, CLICK THE DOWNLOAD ICON, TOP RIGHT, AND SAVE YOUR COMPLETED FORM.



FOR DOCUMENTS THAT NEED MORE THAN A SIGNATURE, CLICK THE DOWNLOAD BUTTON.



IN THE WINDOW THAT OPENS, CLICK THE PENCIL ICON, TOP RIGHT. THEN USE YOUR FINGER/MOUSE TO MAKE CHANGES TO THE FORM.



YOU CAN NOW UPLOAD THE COMPLETED FORM TO YOUR LIONHEART DOCUMENTS.

IF YOU ARE HAVING TROUBLE WITH THE PDF FORMAT, WE CAN PROVIDE A WORD DOCUMENT FILE TO OPEN IN MICROSOFT WORD.