

OUR COMMUNITY

MYRTLE BEACH




KEY FACTS FOR MYRTLE BEACH

- **Population:** 35,682
- **Persons in Poverty:** 7,707 (21.6%)
- **Median Gross Rent for Housing:** \$913


*Source: 2020 U.S. Census

One Adult



Average Housing Cost: \$847/mo
Minimum Hourly Wage Needed: \$12.05

One Adult & One Preschooler



Average Housing Cost: \$997/mo
Minimum Hourly Wage Needed: \$20.29

*Source: United Way Self-Sufficiency Standard

HIGH COST OF LIVING



*Source: Bureau of Labor


Average Hourly Wage in Myrtle Beach: \$18.87

Average Hourly Wage of Our Clients: \$11.15

LOW WAGES

Much of the economy is reliant on the housing and tourist industries.


As of June 2021, approximately 44,400 jobs in the area are in the hospitality industry.



*Source: Bureau of Labor

SEASONAL JOBS

*Source: 2021 Kids Count Profile



In South Carolina, 311,000 children live in households that lack secure employment.

Statewide, 284,000 children live in households with a high housing cost burden.

GENERATIONAL IMPACT


OUR RESPONSE

HELPING HAND OF MYRTLE BEACH


(JAN 2021-DEC 2021)



2,003




TOTAL HOUSEHOLDS SERVED




1,115

HOUSEHOLDS RECEIVING FOOD

107



HOUSEHOLDS RECEIVING
TRANSPORTATION ASSISTANCE



403

HOUSEHOLDS RECEIVING UTILITY
ASSISTANCE

129



HOUSEHOLDS RECEIVING RENTAL
ASSISTANCE