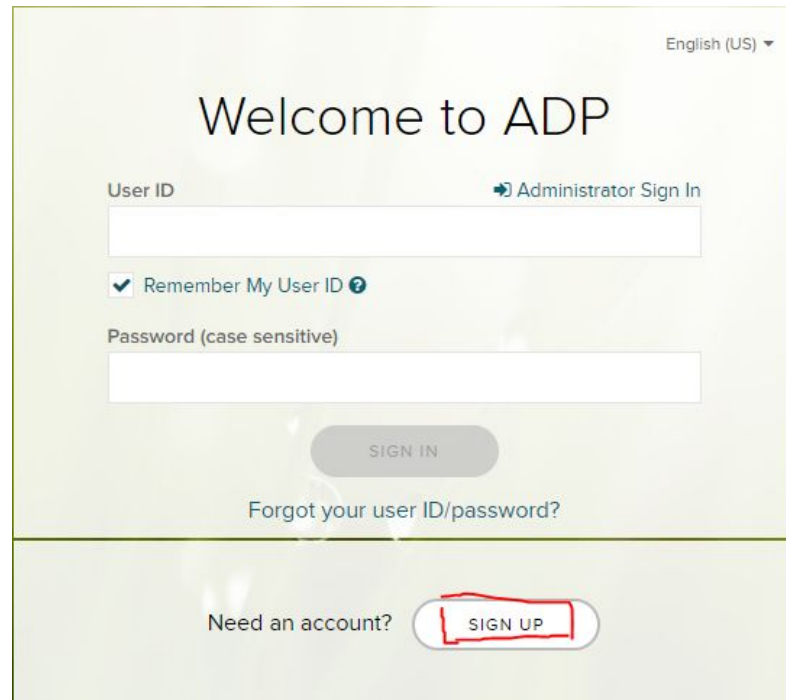


ADP Account Registration Guide

1. Go to: <https://workforcenow.adp.com/workforcenow/login.html>
2. At the bottom of the page, click "Sign Up"



English (US) ▾

Welcome to ADP

User ID Administrator Sign In

Remember My User ID ⓘ

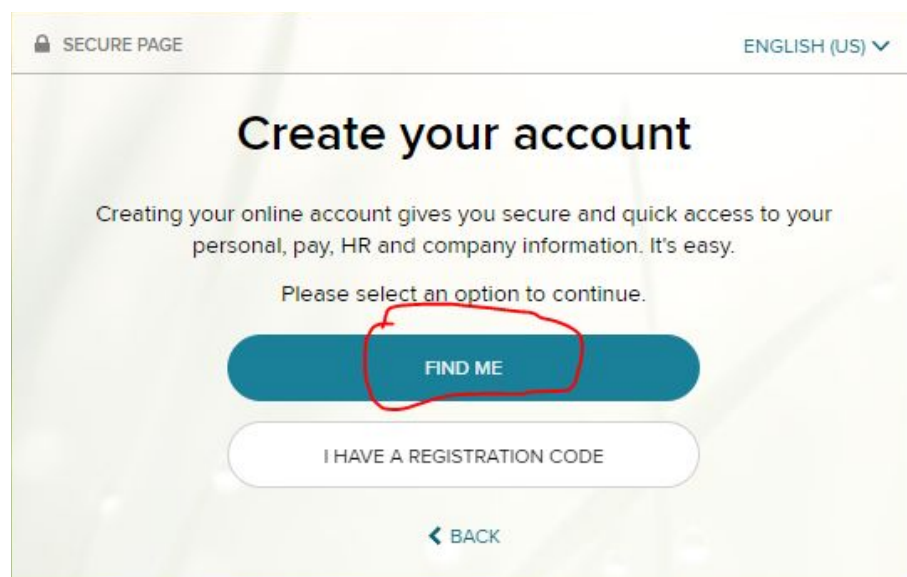
Password (case sensitive)

SIGN IN

Forgot your user ID/password?

Need an account? **SIGN UP**

3. Under "Create your account", click on "Find Me" if you do NOT have a registration code. If you do, select "I have a registration code" and follow the instructions.



SECURE PAGE ENGLISH (US) ▾

Create your account

Creating your online account gives you secure and quick access to your personal, pay, HR and company information. It's easy.

Please select an option to continue.

FIND ME

I HAVE A REGISTRATION CODE

← BACK

ADP Account Registration Guide

4. If you selected “Find Me”, you will be directed to the page below. Select “Your information” and enter your information. When you are done, click “Search”

SECURE PAGE

Search Identity Info Contact Info Create Account

Help us find you

Email or mobile phone Your information

Enter the personal information that you shared with your employer.

First name *

Last name *

Date of Birth *

Country *

SSN (Last 4 digits)

Employee/Associate ID

SEARCH

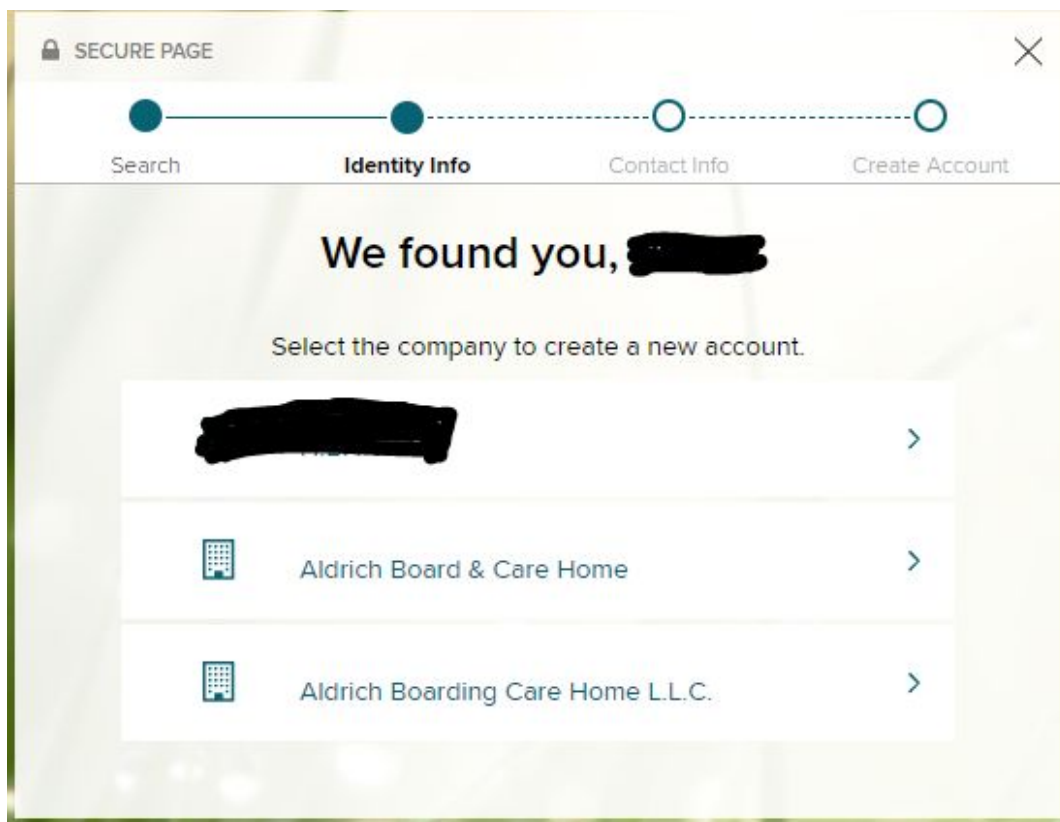
← BACK

ADP Account Registration Guide

5. You will find two options for Bridges MN (shown as Aldrich Boarding Care Home)

PLEASE NOTE:

- If you want to access your pay stubs **prior to 7/2/2020**, select “Aldrich Boarding Care Home L.L.C.”
- If you want to have a current account and access pay stubs **after 7/2/2020**, select “Aldrich Boarding Care Home”




6. Follow the prompt and set up your account.

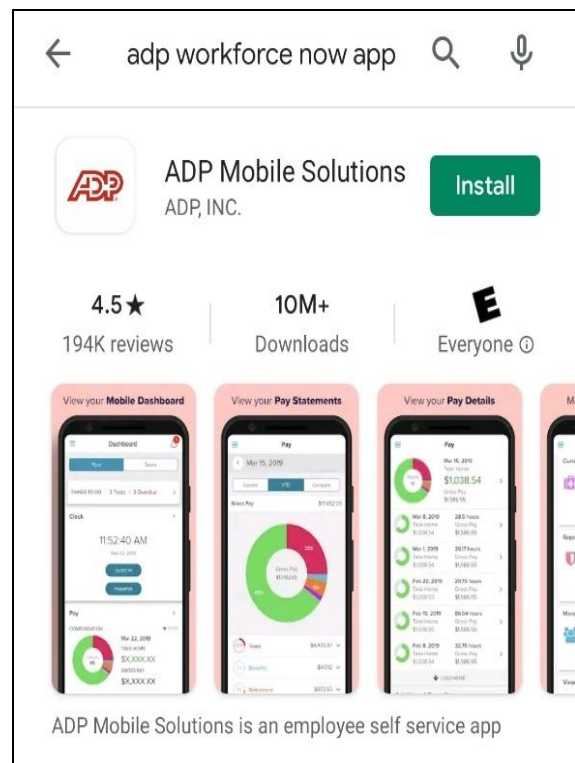
ADP Account Registration Guide

To download ADP app on your cell phone:

- Search “ADP” on App Store or Google Play store. You can also scan the QR Code below:



For iPhone



For Android phone