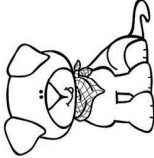






Reading a MAP GRID

NAME: _____

A B C

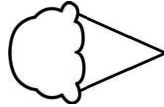
		
		
		

1


2

3

MAP KEY



ice cream shop



car wash



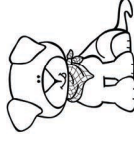
swimming pool



bank




library




pet store

1. What is located in square **C2**?


2. What is located in square **B1**?


3. Which  is the **library** in?

3. Which  is the **bank** in?


Let's Make a MAP GRID

NAME: _____


The  is located at 3C.

The  is located at 1B.

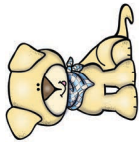
The  is located at 2A.

The  is located at 1A.

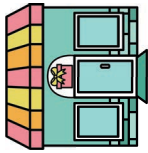
The  is located at 3B.

The  is located at 2C.

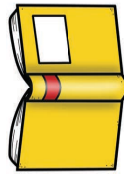
MAP KEY



pet store



gift shop



library



swimming pool

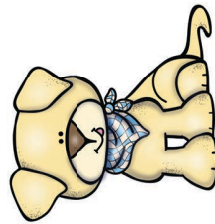

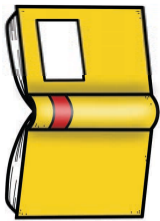
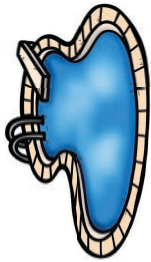


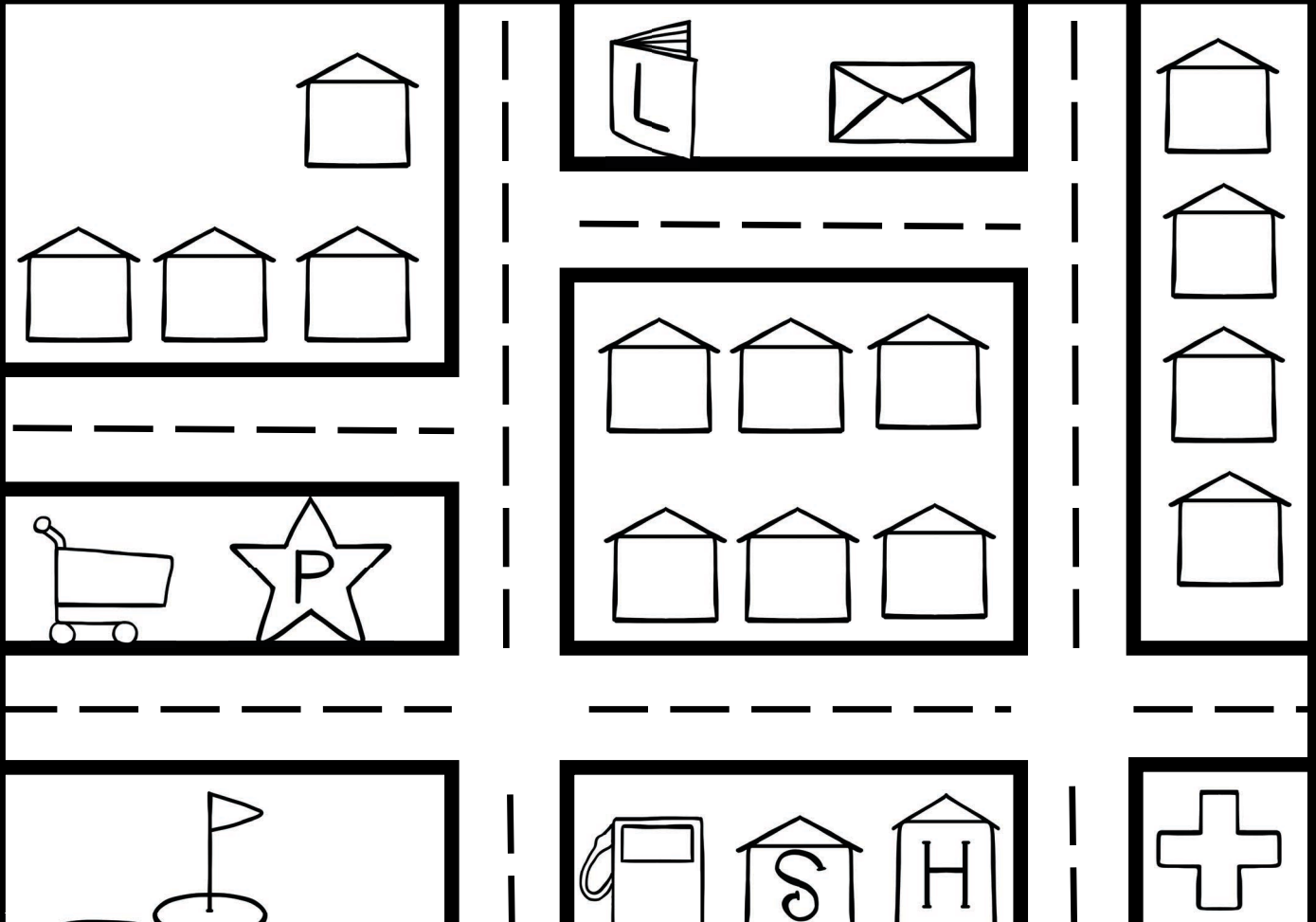
movie theater




ice cream shop











	A	B	C
1			
2			
3			






SMITHVILLE MAP KEY




- | | | | | | |
|---|-----------------------|---|--------------------|---|----------------------|
|  | police station |  | house |  | library |
|  | hospital |  | golf course |  | post office |
|  | school |  | hotel |  | gas station |
| | | | |  | grocery store |

Name: _____

How many houses are in Smithville? _____

What is east of the school  ? _____





ALL ABOUT SMITHVILLE

Look at the map and answer the following questions.

north

south

east

west

If you're at the police station , which direction do you need to travel to get to the golf course  ?

If you're at the gas station , which direction do you need to travel to get to the hotel  ?

If you're at the hotel  and you travel east, which building will you end up at?

Which corner of the map is the hospital  in?

northwest

southwest

southeast

northeast



ALL ABOUT

Planet Earth



USING MAPS

Reading a MAP GRID

Name: _____

	A	B	C
1			
2			
3			

Which is the library in?

Which is the bank in?

Which is the gas station in?

Which is the swimming pool in?

MAP KEY

- gas station
- bank
- library
- playground
- swimming pool

Reading a MAP GRID

Name: _____

	A	B	C
1			
2			
3			

Which is the library in?

Which is the bank in?

Which is the gas station in?

Which is the swimming pool in?

MAP KEY

- gas station
- bank
- library
- playground
- swimming pool

I introduce students to maps by teaching them how to read map grids.

Students gain confidence when we do our coloring **mini map grids**.

Multiple copies are included to help build their grid mapping fluency. Students learn to quickly find grids.

Let's Make a MAP GRID

NAME: _____

The is located at 3C. The is located at 3B.

The is located at 2A. The is located at 2C.

The is located at 3B.

MAP KEY

- gas station
- bank
- library
- swimming pool
- pet store
- gift shop
- grocery store
- candy shop
- movie theatre
- ice cream shop

Students following the directions and create their own maps by cutting and pasting the places into the correct grid.

Reading a MAP GRID

NAME: _____

	A	B	C
1			
2			
3			

1. What is located in square C2?

2. What is located in square B1?

3. Which is the library in? 3. Which is the bank in?

Students must read the map and answer the questions.

ALL ABOUT

Planet Earth



© Keeping My Kiddo Busy LLC 2020 All Rights Reserved keepingmykiddobusy.com

MAPPING Continued



Students examine maps of three different "towns" and answer questions. They practice reading map keys and using directional words. They love using their map skills to find their way around these little towns. I do the first one with them, and then I pull back the scaffolding and let some students complete the other two with a partner.

My place on the map!

Students make flipbooks about where they are on the map. All 50 states for the US are included.







Thank you for your downloading this freebie!
I hope you love this resource as much as we do.

This product is intended for individual or single classroom use only.
Please do NOT file share or upload any part of this resource to the web.


All materials are © 2020 Keeping My Kiddo Busy, LLC
All rights reserved.



GRAPHICS AND FONTS THANKS TO



LOVE THIS FREEBIE?



CLICK HERE

to see the entire
Maps for Primary
students Unit

CHECK OUT MY THEMATIC FREEBIES

I created units to enrich our monthly theme and the
read aloud books we use each week! **CLICK HERE**

