


March Morning Work



Name _____

March



Circle and color the vehicle that is longer.



Sight Words Trace it, Spell it, Write it.

play



Traces and Illustrations Trace the sentence. Draw illustration to match.

I like to play on the _____

Addition Number Lines Use the number line to add. Show your work!



$2 + 2 =$

Make 10 Find how many more it takes to make TEN.



$8 + \underline{\quad} = 10$

**Common Core
Aligned**



Common Core Standards March Morning Seat Work

Enjoy this FREE week of Kindergarten Seat Work

Included are 5 free days from this month's seat work pack!

The activities I choose for these worksheets are Common Core aligned.

I know where my kindergarten students are at each month,
and I have targeted those skills.

Would you like the entire month of seat work?

I have [Seat Work Packets](#)

available for each month that include 20 days.

Hop on over to my [TpT shop](#) to check them out!

The worksheets *increase in difficulty as the year progresses.*

If you don't see a particular standard or skill addressed in this packet, it is most likely included in a different month's seat work.

CLICK
THE
PHOTOS



Graphics & Fonts



Whimsy Clips



Common Core Standards

March Morning Seat Work

[CCSS.ELA-LITERACY.RF.K.2.D](#)

Isolate and pronounce the initial, medial vowel, and final sounds (phonemes) in three-phoneme (consonant-vowel-consonant, or CVC) words. (This does not include CVCs ending with /l/, /r/, or /x/.)

[CCSS.ELA-LITERACY.RF.K.3.C](#)

Read common high-frequency words by sight (e.g., the, of, to, you, she, my, is, are, do, does).

[CCSS.ELA-LITERACY.RF.K.1.A](#)

Follow words from left to right, top to bottom, and page by page.

[CCSS.ELA-LITERACY.RF.K.1.C](#)

Understand that words are separated by spaces in print.

[CCSS.MATH.CONTENT.K.G.A.1](#)

Describe objects in the environment using names of shapes, and describe the relative positions of these objects using terms such as above, below, beside, in front of, behind, and next to.

[CCSS.MATH.CONTENT.K.OA.A.1](#)

Represent addition and subtraction with objects, fingers, mental images, drawings, sounds (e.g., claps), acting out situations, verbal explanations, expressions, or equations.

[CCSS.MATH.CONTENT.K.OA.A.3](#)

Decompose numbers less than or equal to 10 into pairs in more than one way, e.g., by using objects or drawings, and record each decomposition by a drawing or equation (e.g., $5 = 2 + 3$ and $5 = 4 + 1$).

[CCSS.MATH.CONTENT.K.OA.A.4](#)

For any number from 1 to 9, find the number that makes 10 when added to the given number, e.g., by using objects or drawings, and record the answer with a drawing or equation.

[CCSS.MATH.CONTENT.K.MD.A.1](#)

Describe measurable attributes of objects, such as length or weight. Describe several measurable attributes of a single object.

[CCSS.MATH.CONTENT.K.MD.A.2](#)

Directly compare two objects with a measurable attribute in common, to see which object has "more of"/"less of" the attribute, and describe the difference.

[CCSS.MATH.CONTENT.K.OA.A.5](#)

Fluently add and subtract within 5.


Name _____



March

Measurable Attributes Circle and color the person that is taller.

taller



Sight Words Trace it, Spell it, Write it.

does



Phonics Write the missing sounds



j _____



l _____



b _____



b _____

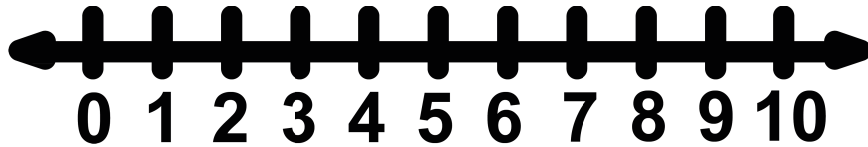


c _____



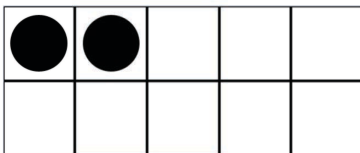
r _____

Addition Number Lines Use the number line to add. Show your work!



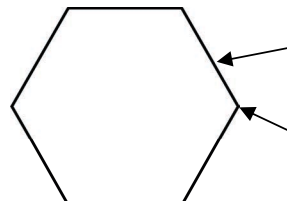
$2 + 5 = \underline{\quad}$

Making 10 Find how many more it takes to make TEN.



$2 + \underline{\quad} = 10$


Geometry Count the sides and corners of the shape. Color the shape.



Sides _____

Corners _____

Name _____




Day 2

March



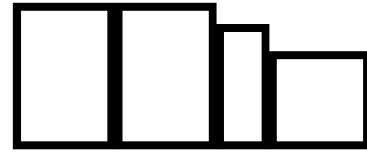
Measurable Attributes Circle and color the animal that is taller.

taller



Sight Words Trace it, Spell it, Write it.

this



Phonics Write the missing sounds



v _ _



s _ _



b _ _



g _ _

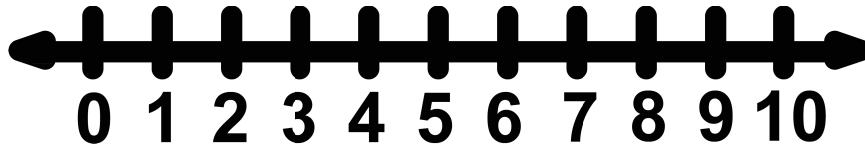


b _ _



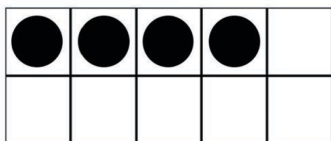
s _ _

Addition Number Lines Use the number line to add. Show your work!




$4 + 3 = \underline{\quad}$

Making 10 Find how many more it takes to make TEN.



$4 + \underline{\quad} = 10$


Geometry Count the sides and corners of the shape. Color the shape.



Sides _____

Corners _____

Name _____




Day 3

March



Measurable Attributes Circle and color the shape that is taller.

taller



Sight Words Trace it, Spell it, Write it.

mine



Phonics Write the missing sounds



j _____



l _____



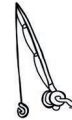
f _____



l _____

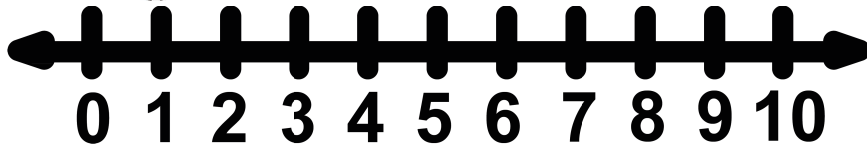


b _____



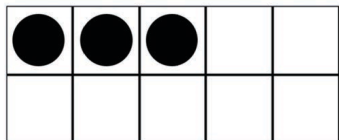
r _____

Addition Number Lines Use the number line to add. Show your work!



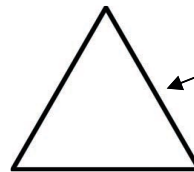
$1 + 7 = \underline{\quad}$

Making 10 Find how many more it takes to make TEN.



$3 + \underline{\quad} = 10$


Geometry Count the sides and corners of the shape. Color the shape.



Sides _____

Corners _____

Name _____

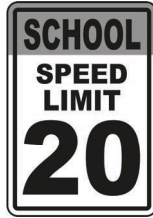


March



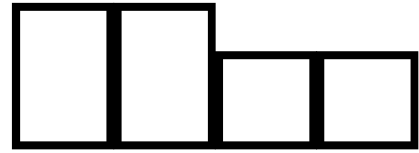
Measurable Attributes Circle and color the sign that is taller.

taller



Sight Words Trace it, Spell it, Write it.


then



Phonics Write the missing sounds




m _____



h _____



b _____



z _____




h _____



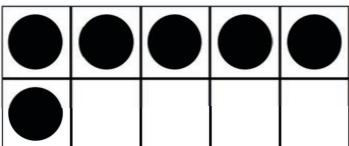
c _____

Addition Number Lines Use the number line to add. Show your work!



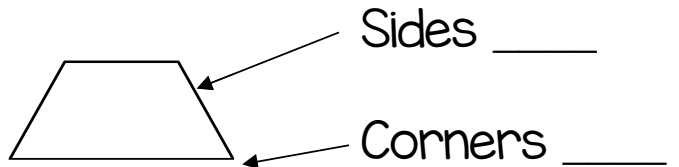
$5 + 4 = \underline{\quad}$

Making 10 Find how many more it takes to make TEN.



$6 + \underline{\quad} = 10$

Geometry Count the sides and corners of the shape. Color the shape.



Name _____



March



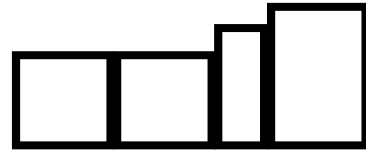
Measurable Attributes Circle and color the food that is taller.

taller



Sight Words Trace it, Spell it, Write it.

said



Phonics Write the missing sounds



d _____



s _____



c _____



c _____

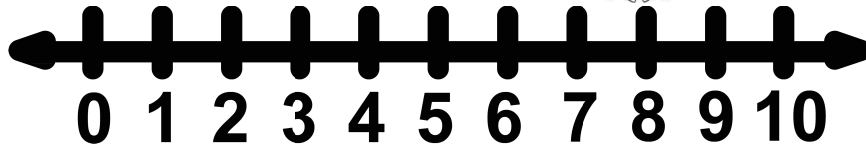


s _____



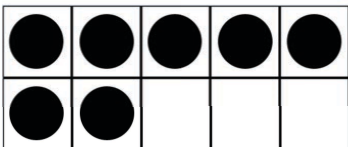
w _____

Addition Number Lines Use the number line to add. Show your work!



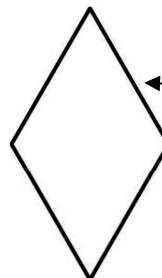
$8 + 2 = \underline{\quad}$

Making 10 Find how many more it takes to make TEN.



$7 + \underline{\quad} = 10$

Geometry Count the sides and corners of the shape. Color the shape.



Sides _____

Corners _____



KINDERGARTEN

Morning Seat Work



GOOGLE CLASSROOM ACCESS

1. Please be sure that you are logged in under the google account that you want to use the file with (most likely your school account.)
2. Click the link below to access your file. **It will ask you to make a copy.** Google Drive will save it to your main drive and not a folder (by default.)

[CLICK HERE](#) for digital access


3. It is recommended that you make a master copy. Please put this in a folder so you can access it later. This is especially helpful if you plan to assign a few pages at a time.

4. To assign students pages:

- Make a copy of your master (right click on the file while it is open, go to file > make a copy) select whole presentation or selected slide.
- Rename your new copy.
- If you're using with Google Classroom, make sure you make a copy for each student (otherwise all of your students will be editing the same copy!)

MORNING WORK

LOVE THIS MORNING WORK?



I have complete monthly packs that address specific kindergarten standards.

The skills progressively get more difficult each month throughout the school year to help target your instruction.

The goal is for students to be able to complete these worksheets independently, and the spiral review gives them the confidence and scaffolding they need.

© Keeping My Kiddo Busy LLC 2019 All Rights Reserved. keepingmykiddobusy.com

KINDERGARTEN



MORNING WORK
Common Core Aligned BUNDLE

SAVE WITH THE BUNDLE!

READ THE REVIEWS ON TPT

"I love how easy this is for my students to do independently while I do my "morning jobs"! I also love that it goes right along with the standards!"

"I love the repetition that allows students to be independent in their work as well as the increasing level of complexity throughout the year. And top it off with a cherry that it aligns with standards! This allows me to check students in and get folders gone through without wasting precious time getting them focused and ready to learn!"

"One of my very favorite TPT purchases! My mornings are so much easier now that I use these. Requires very little direction and reviews important concepts! LOVE LOVE LOVE!"

CLICK HERE