

THANK YOU!

Thank you for your downloading this product!
I hope you love this resource as much as we do.

Please contact me if you have any questions at all
michala@keepingmykiddobusy.com

I am always happy to help.

Let's be friends! Click any of the buttons below.



TERMS OF USE

♥ All pages in this resource are © Keeping My Kiddo Busy, LLC 2020

♥ This license is for individual use only. If you wish to share with another teacher, please direct them to my [store](#). If an entire school or district intends to use this resource, please purchase the appropriate license.

♥ It is strictly forbidden by the DMCA to sell or share this resource on any website. If you are a teacher, you may upload and share this resource with your students on your password protected virtual classroom.

[Away With The Pixels](#)

TpT Keeping My Kinders Busy
keepingmykiddobusy.com

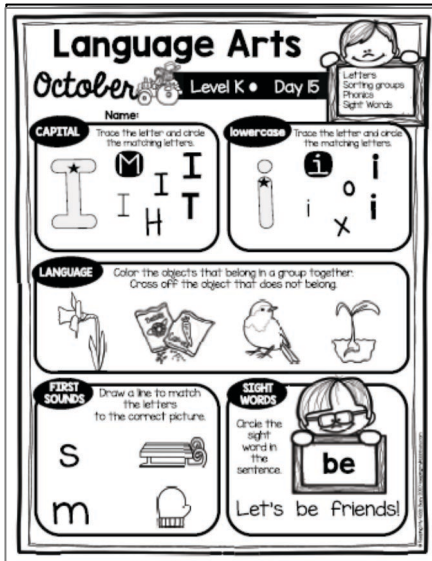


Graphics and font thanks to:




How To Use This Print & Teach Pack

To use for morning work, bell ringers, daily warm up or review, simply print the activities (front to back or individually).




Daily Language Arts



Daily Math

Classroom ✨ Homeschool ✨ Virtual Teaching



Daily Warm Ups / Review



Bell Ringers



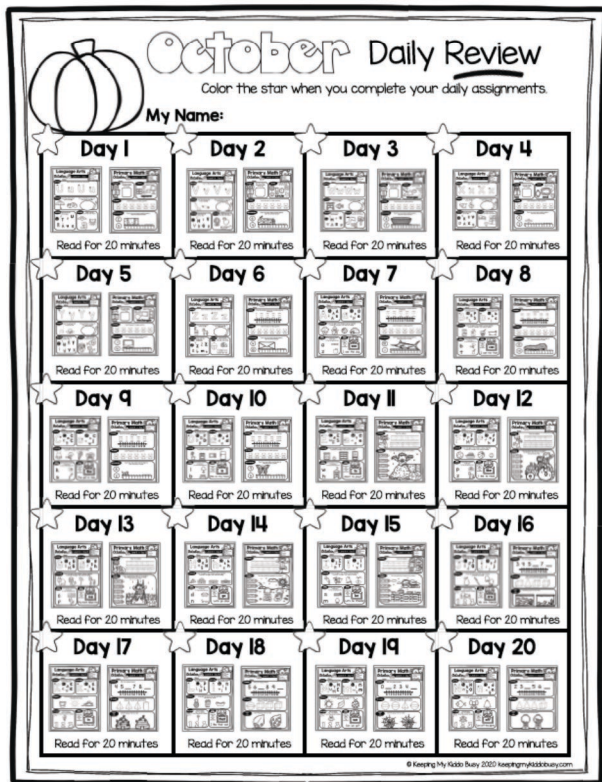
Small group instruction



Homework

Continued...

Print & Teach Pack



NEW UPDATE!

I now offer the option to have an assignment checklist on one page! This will save you paper if you do not wish to print the My Tasks Today cover page and reading journals.

This makes creating distance learning, classroom review or homeschooling packets a breeze!

Just print the math and language arts activity pages front to back.



It is so nice to have students on a schedule and routine so they know what to expect each day. This print and teach pack does just that!

These monthly packs create a routine that is easy to follow and there is almost no prep for you.

This work packet is set up to cover skills in a repetitive format. This way, children can be independent most of the time and do not constantly ask you for help and directions.

They recognize the activities and the format every day. Once a week (every five days or so) a new standard is introduced that they may need assistance with, but then this stays the same for many days in a row.

This builds their confidence and helps them master skills and standards quickly.

Language Arts

October



Level K • Day 1



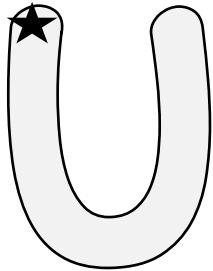


Letters
First sounds
Rhyming

Name: _____

WRITING


Start at the star and trace the letters.



PHONICS

Color the picture that starts with **Uu**

Draw something on your own that starts with **Uu**




READING

Circle all of the letters: **U u**

U T U
B A u R

RHYMING

Color the two pictures that rhyme.




Primary Math

October




Level K • Day 1




Numbers
Shapes
Patterns
Measurement

Name: _____

NUMBERS

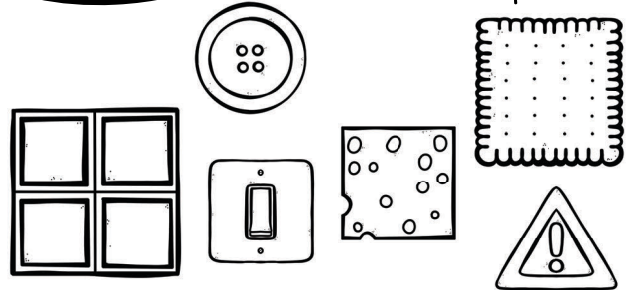


Fill in the correct number of dots on the dice.



SHAPES


Color all of the correct shapes.



square

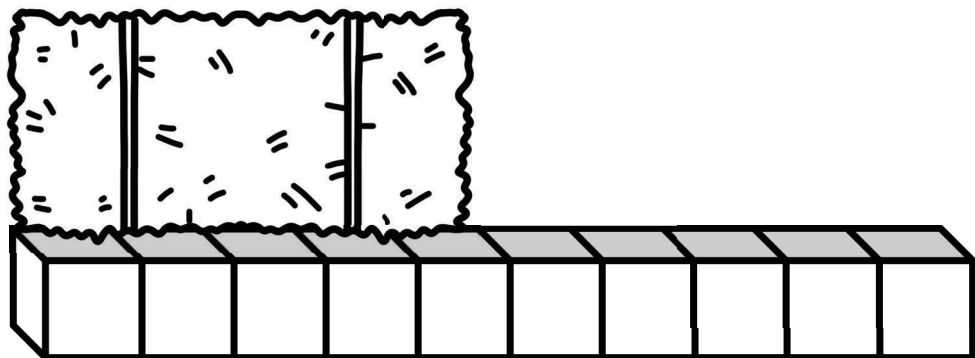
PATTERNS

Color the bears to make a pattern.



MEASUREMENT

Count how many blocks long the object is.
Color the correct number.



Language Arts

October



Level K • Day 2




Letters
First sounds
Rhyming

Name: _____

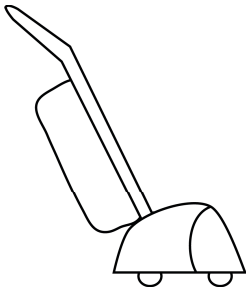
WRITING

Start at the star and trace the letters.




PHONICS

Color the picture that starts with **Vv**



Draw something on your own that starts with **Vv**




READING

Circle all of the letters: **V v**



RHYMING

Color the two pictures that rhyme.




Primary Math

October



Level K • Day 2




Name: _____

NUMBERS


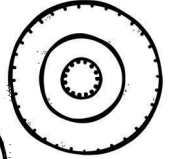
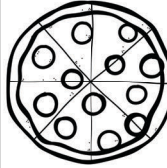


Fill in the correct number of dots on the dice.




SHAPES

Color all of the correct shapes.



circle





PATTERNS

Color the bears to make a pattern.



MEASUREMENT

Count how many blocks long the object is.
Color the correct number.



Language Arts

October



Level K • Day 3




Letters
First sounds
Rhyming

Name: _____



WRITING

Start at the star and trace the letters.




PHONICS

Color the picture that starts with **Ww**

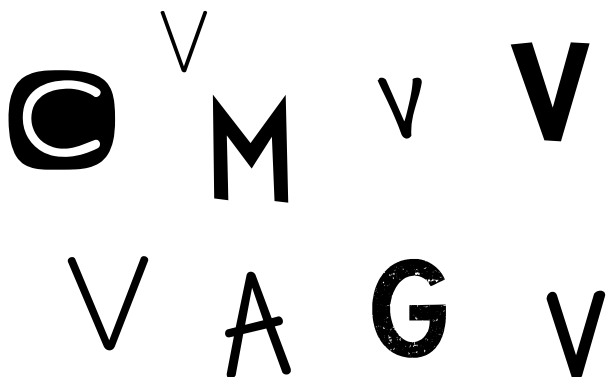


Draw something on your own that starts with **Ww**



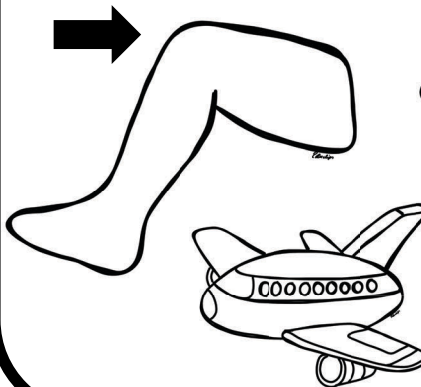
READING

Circle all of the letters: **W w**



RHYMING

Color the two pictures that rhyme.




Primary Math

October



Level K • Day 3




Name: _____

NUMBERS




Fill in the correct number of dots on the dice.



SHAPES


Color all of the correct shapes.



triangle



PATTERNS

Color the bears to make a pattern.



MEASUREMENT

Count how many blocks long the object is.
Color the correct number.



Language Arts

October



Level K • Day 4







Letters
First sounds
Rhyming

Name: _____



WRITING

Start at the star and trace the letters.



PHONICS

Color the picture that ends with **Xx**



Draw something on your own that starts with **Xx**



READING

Circle all of the letters: **X x**



Q

X

N

V

p


A

X

y

RHYMING

Color the two pictures that rhyme.




Primary Math

October





Level K • Day 4



Name: _____


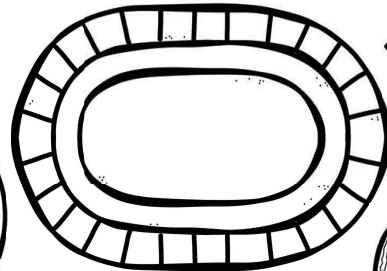

NUMBERS

Fill in the correct number of dots on the dice.



SHAPES

Color all of the correct shapes.



oval

PATTERNS

Color the bears to make a pattern.

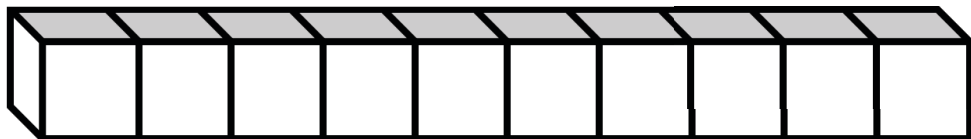


MEASUREMENT

Count how many blocks long the object is.
Color the correct number.

2

3



Language Arts

October



Level K • Day 5


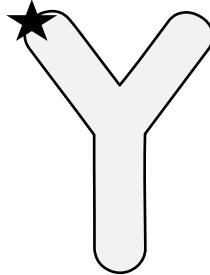

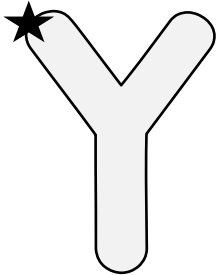


Letters
First sounds
Rhyming

Name: _____

WRITING


Start at the star and trace the letters.



PHONICS

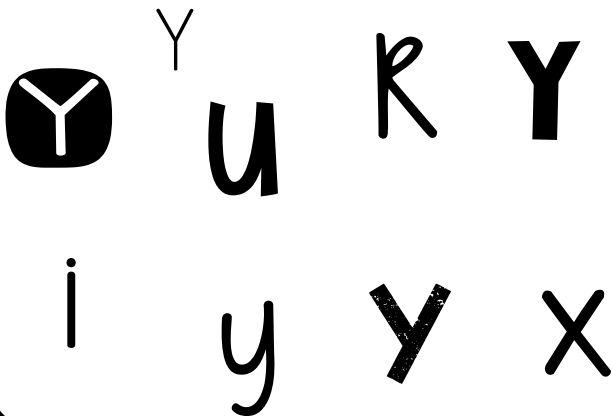
Color the picture that starts with **Yy**

Draw something on your own that starts with **Yy**





READING

Circle all of the letters: **Y y**



RHYMING

Color the two pictures that rhyme.




Primary Math

October



Level K • Day 5




Numbers
Shapes
Patterns
Measurement

Name: _____

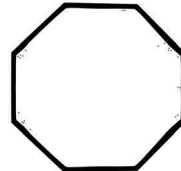
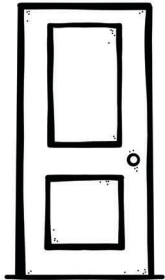
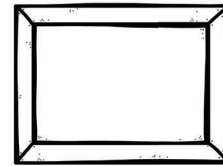
NUMBERS

Fill in the correct number of dots on the dice.



SHAPES

Color all of the correct shapes.



rectangle

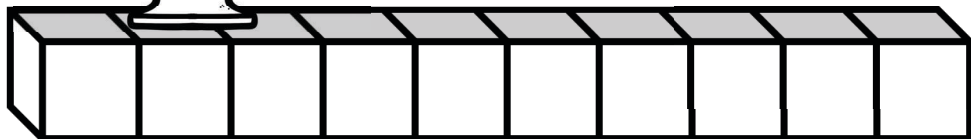



PATTERNS

Color the bears to make a pattern.



MEASUREMENT

Count how many blocks long the object is.
Color the correct number.



How To Use This Print & Teach Pack

It is so nice to have students on a schedule and routine so they know what to expect each day. This print and teach pack does just that!

These monthly packs create a routine that is easy to follow and there is almost no prep for you.

This work packet is set up to cover skills in a repetitive format. This way, children can be independent most of the time and do not constantly ask you for help and directions.

They recognize the activities and the format every day. Once a week (every five days) a new standard is introduced that they may need assistance with, but then this stays the same for the entire week.

This builds their confidence and helps them master skills and standards quickly.



Day 1 **October**

My TASKS Today

Color the star when you complete each task.
Let's work hard and learn a lot today!

Language Arts Reading	Primary Math Addition	My Daily Journal
★	★	★
★	★	★



Students color the star when they complete the assignment. They fill up their stars each day.

What about the empty boxes? Cut out and glue which additional tasks you want your student to complete each day. You can also handwrite an activity in each box or simply leave them blank. This makes it easy to differentiate for students or if you homeschool. Both school and home activities are included.

This is our October pack for kindergarten.

The goal is to teach basic skills while building their confidence.

We start the year very simple with basic letter and number skills. Each month, the packs increase in difficulty as their skills progress.



Day
1



My TASKS Today

Color the star when you complete each task.
Let's work hard and learn a lot today!

Language Arts
October Level K • Day 1
Phonics Writing Syllables

Name: _____

WRITING Start at the star and trace the letters.

U u U u

PHONICS Color the picture that starts with Uu. Draw something on your own that starts with Uu.

Umbrella, Pie, Blank space with pencil

READING Circle all of the letters Uu.

U T U B A U R

RHYMING Color the two pictures that rhyme.

Bat, Frog



Primary Math
October Level K • Day 1
Shapes Ten Frames Number Lines

Name: _____

NUMBERS Fill in the correct number of dots on the dot.

3

SHAPES Color all of the correct shapes.

square

PATTERNS Color the bears to make a pattern.

Bear, Bear, Bear, Bear, Bear, Bear

MEASUREMENT Count how many blocks long the object is. Color the correct number.

2, 5



I read today for 20 minutes

my Daily Journal




This is how I write my name: _____

My phone number is: _____

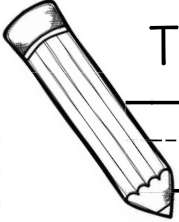
Draw a picture of the book you read today.

Draw a picture of how you were helpful today.

Day 1

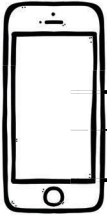


my Daily Journal



This is how I write my name:

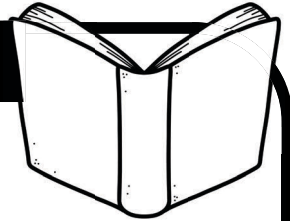
Handwriting practice lines consisting of a solid top line, a dashed middle line, and a solid bottom line.




My phone number is:

Handwriting practice lines consisting of a solid top line, a dashed middle line, and a solid bottom line.

Draw a picture of the book you read today.



Draw a picture of how you were helpful today.



Day
1

Day
2



My TASKS Today

Color the star when you complete each task.
Let's work hard and learn a lot today!

Language Arts
October Level K • Day 2
Phonics Writing Syllables

Name: _____

WRITING Start at the star and trace the letters.

PHONICS Color the picture that starts with V. Draw something on your own that starts with V.

READING Circle all of the letters V v. **RHYMING** Color the two pictures that rhyme.

A grid of four task cards. The first card has tracing lines for uppercase 'V' and lowercase 'v'. The second card shows a pencil and a drawing of a bear. The third card shows a grid of letters: V, M, V, V, V, A, G, V. The fourth card shows a globe and an apple.

Primary Math
October Level K • Day 2
Shapes Ten Frames Number Lines

Name: _____

NUMBERS Fill in the correct number of dots on the die.

SHAPES Color all of the correct shapes.

PATTERNS Color the bears to make a pattern.

MEASUREMENT Count how many blocks long the object is. Color the correct number.

A grid of four task cards. The first card shows a die with the number 2. The second card shows various shapes: circle, square, triangle, rectangle, and hexagon. The third card shows a row of six bears. The fourth card shows a log on a number line from 0 to 6.

I read today for 20 minutes

My Daily Journal



This is how I write my name: _____

My phone number is: _____

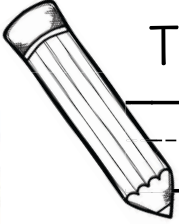
Draw a picture of the book you read today.

Draw a picture of how you were helpful today.

Day 2

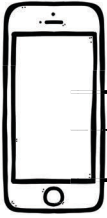
A vertical journal page with a star icon at the top. It contains lines for writing, a drawing area for a book, and another drawing area for a helpful action. A small 'Day 2' label is in the bottom right corner.

my Daily Journal



This is how I write my name:

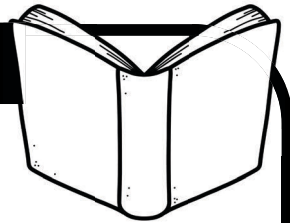
Handwriting practice lines consisting of a solid top line, a dashed middle line, and a solid bottom line.




My phone number is:

Handwriting practice lines consisting of a solid top line, a dashed middle line, and a solid bottom line.

Draw a picture of the book you read today.



Draw a picture of how you were helpful today.



Day
3



My TASKS Today

Color the star when you complete each task.
Let's work hard and learn a lot today!

Language Arts
October Level K • Day 3
Phonics Writing Syllables

Name: _____

WRITING Start at the star and trace the letters.

W w W w

PHONICS Color the picture that starts with **Ww**. Draw something on your own that starts with **Ww**.

A H fish circle pencil

READING Circle all of the letters **W w**. **RYMING** Color the two pictures that rhyme.

V M v V V A G v

shoe tree



Primary Math
October Level K • Day 3
Shapes Fractions Number lines

Name: _____

NUMBERS Fill in the correct number of dots on the dot.

4

SHAPES Color all of the correct shapes.

triangle

PATTERNS Color the bears to make a pattern.

bears

MEASUREMENT Count how many blocks long the object is. Color the correct number.

3 7

blocks



I need today for 20 minutes

my Daily Journal




This is how I write my name: _____

My phone number is: _____

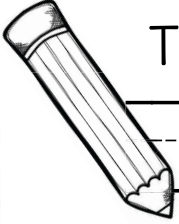
Draw a picture of the book you read today.

Draw a picture of how you were helpful today.

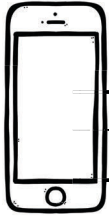
Day 3



my Daily Journal

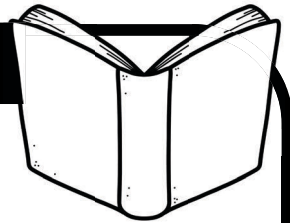


This is how I write my name:




My phone number is:

Draw a picture of the book you read today.



Draw a picture of how you were helpful today.



Day
3

Day
4



My TASKS Today

Color the star when you complete each task.
Let's work hard and learn a lot today!

Language Arts
October Level K • Day 4
Phonics Writing Syllables

Name: _____

WRITING Start at the star and trace the letters.

X x X x

PHONICS Color the picture that ends with Xx. Draw something on your own that starts with Xx.

READING Circle all of the letters Xx.

Q X N V
p A X y

RHYMING Color the two pictures that rhyme.



Primary Math
October Level K • Day 4
Shapes Fractions Number Area

Name: _____

NUMBERS Fill in the correct number of dots on the die.

SHAPES Color all of the correct shapes.

PATTERNS Color the bears to make a pattern.

MEASUREMENT Count how many blocks long the object is. Color the correct number.

2 3



I read today for 20 minutes

My Daily Journal



This is how I write my name: _____

My phone number is: _____

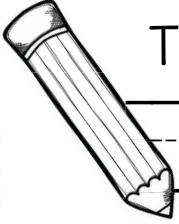
Draw a picture of the book you read today.

Draw a picture of how you were helpful today.

Day 4

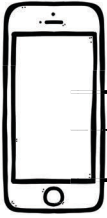


my Daily Journal



This is how I write my name:

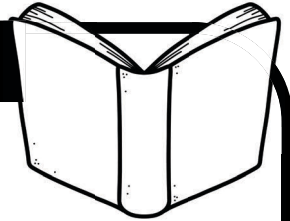
Handwriting practice lines consisting of a solid top line, a dashed middle line, and a solid bottom line.




My phone number is:

Handwriting practice lines consisting of a solid top line, a dashed middle line, and a solid bottom line.

Draw a picture of the book you read today.



Draw a picture of how you were helpful today.



Day 5



My TASKS Today

Color the star when you complete each task.
Let's work hard and learn a lot today!

Language Arts
October Level K • Day 5
Phonics Writing Syllables

NAME: _____

WRITING Start at the star and trace the letters.

Y y Y y

PHONICS Color the picture that starts with Yy. Draw something on your own that starts with Yy.

READING Circle all of the letters Y y.

Y u K Y
i y y x

RHYMING Color the two pictures that rhyme.



Primary Math
October Level K • Day 5
Shapes Ten Frames Number Lines

NAME: _____

NUMBERS Fill in the correct number of dots on the die.

5

SHAPES Color all of the correct shapes.

rectangle

PATTERNS Color the bears to make a pattern.

MEASUREMENT Count how many blocks long the object is. Color the correct number.

1 4



I read today for 20 minutes

My Daily Journal




This is how I write my name: _____

My phone number is: _____

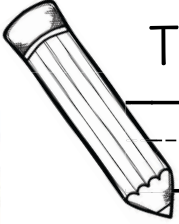
Draw a picture of the book you read today.

Draw a picture of how you were helpful today.

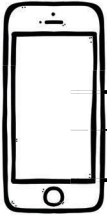
Day 5



my Daily Journal

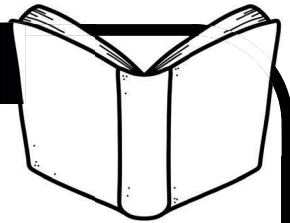


This is how I write my name:



My phone number is:

Draw a picture of the book you read today.



Draw a picture of how you were helpful today.

