

THANK YOU!

Thank you for your downloading this product!
I hope you love this resource as much as we do.

Please contact me if you have any questions at all
michala@keepingmykiddobusy.com

I am always happy to help.

Let's be friends! Click any of the buttons below.



TERMS OF USE

♥ All pages in this resource are © Keeping My Kiddo Busy, LLC 2023

♥ This license is for individual use only. If you wish to share with another teacher, please direct them to my [store](#). If an entire school or district intends to use this resource, please purchase the appropriate license.

♥ It is strictly forbidden by the DMCA to sell or share this resource on any website. If you are a teacher, you may upload and share this resource with your students on your password protected virtual classroom.



TpT Keeping My Kinders Busy
keepingmykiddobusy.com



Away with the Pixels

Graphics and font thanks to:
Hidsey's Clip Art



Back to School Resources

PRE-K and KINDERGARTEN

CLICK the RESOURCES BELOW to LEARN MORE

© Keeping My Kiddo Busy LLC 2019-2023 All Rights Reserved keepingmykiddobusy.com

PHONEMIC AWARENESS

Matching **FIRST SOUNDS**
I can **SEGMENT**

FREE LESSONS!

ALPHABET FREEBIES

Cc is for construction

FREE HANDWRITING Activities

MAGIC
PUSH UP letters
MAGIC C Letters

NAME ACTIVITIES

Chicka Chicka Boom Boom

The letter in my name
Hudson

SCHOOL RULES

I can line up
I can raise my hand

APPLES UNIT

Apple Vocabulary
Apple Taste Test

CALENDAR TIME

August

NUMBERS + Counting

COUNT How Many

ALL ABOUT ME

When I **GROW UP**
I want to be a **Ranger**
Let's **TACO 'BOUT ME!**

ORGANIZATION

LESSON PLANS WEEK 2
HANDWRITING READ ALOUD

FREE POSTERS

FRIENDSHIP UNIT

Friendship Pie **INGREDIENTS**
Sharing is **Caring!**

LESSON PLANS

SEPTEMBER Lesson Plans

MATH UNITS

Kindergarten Standards

Counting & Community
Geometry
Operations & Algebraic Thinking
Measurement & Data
Math

WRITING UNITS

I Can **LABEL**
FALL WORD BANK

Entire CURRICULUM

PRE-K and KINDERGARTEN

Pocket Chart Sentences

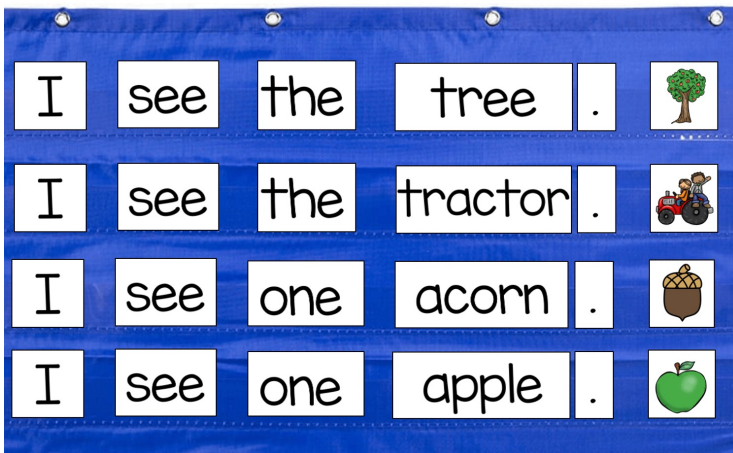
We love learning **sight words**, **vocabulary**, **comprehension** and **fluency skills** with pocket chart sentences every month!

The first pocket chart unit I use is the **Environmental Print Unit** included in this packet.



For the rest of the school year, I use monthly units

[CLICK HERE](#)



Mix up the words and **students put them back in order.**



After mixing up the sentence:

Prompt students:

- We need a **capital** letter to start the sentence. Which word has a **capital letter**?
- What goes at the **end of the sentence**? Find the period.
- Our **sight word** is: _____ Find that word!

SEPTEMBER Literacy

Words around the Room

September Vocabulary

Mini Books

© Keeping My Kiddo Busy LLC 2019-2023 All Rights Reserved. keepingmykiddobusy.com

These literacy activities feel like a **game** for students, so they are **100% engaged.**

Repeated reading, spelling and writing the sight words and vocabulary throughout the month builds **fluency**, **confidence** and **mastery.**

Environmental Print

Dear Families,

We are getting ready to learn how to read!

This is such an exciting journey and we need your help!

Guess what? Students already recognize words everywhere they go!



This is the first step in learning how to read - recognizing that words have meaning.

We are going to be making Environmental Print Word Collages in our classroom - one for every letter of the alphabet!

Please collect and send in labels from your home that you no longer need. For example, cut out the word Cheerios from the cereal box, cut off the Q-Tips label, send in the word Snapple from your drink label, etc.

To save on space, please simply cut out the word or small label instead of sending in the entire package.

We will be adding to our collages for the next few weeks, so please send in words as you find them.

Thank you so much for your ongoing support!

I can read



I can read



I can read



I can read



I can read



I can read



Cut out and place words in a pocket chart.
Practice CAP skills and reading each sentence.

I

can

read

©Keeping My Kiddo Busy 2019 KeepingMyKiddoBusy.com All Rights Reserved

I

can

read

Cut out and place words in a pocket chart. Practice CAP skills and reading each sentence.

I

can


read



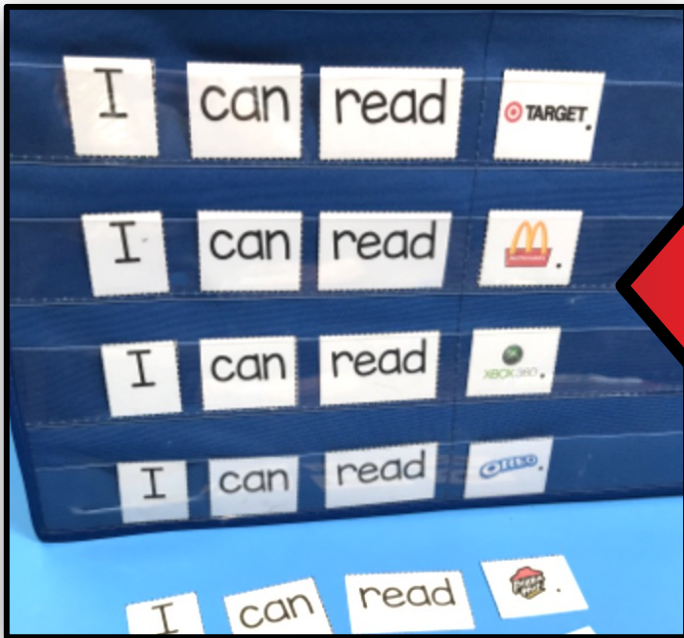
©Keeping My Kiddo Busy 2019 | KeepingMyKiddoBusy.com All Rights Reserved



Cut out and place words in a pocket chart. Practice CAP skills and reading each sentence.

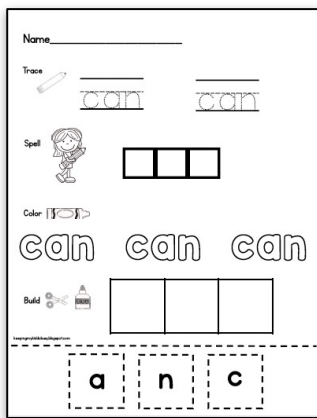


This activity is perfect for teaching **sight words!**

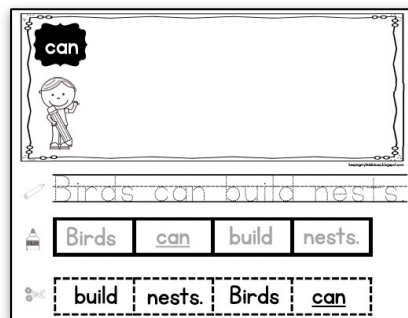


We are reading the word **can** in every sentence.


Let's use this opportunity to teach this important sight word.



Step 1:
Spelling
cut + paste



Step 2:
Context in a
sentence



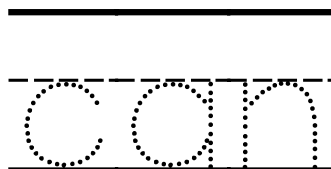
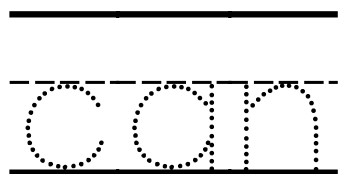
Step 3:
Build fluency
with new word

I use this **same routine** to teach sight words all year in kindergarten!

Students can quickly become **independent** with these activities every week.

Name _____

Trace



Spell



Color

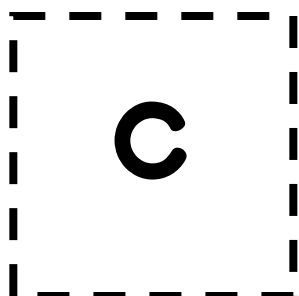
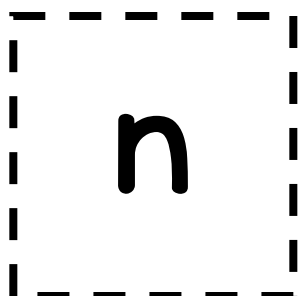
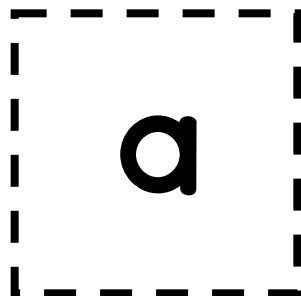




can


can

can

Build



can



Birds can build nests.



Birds

can

build

nests.




build

nests.

Birds

can

Name _____



can

I can paint.



I can read.



I can play soccer.



I can play baseball.





I can play with blocks.



I can draw pictures.



Name _____



I can paint.



I can read.



I can play soccer.



I can play baseball.



I can play with blocks.




I can draw pictures.

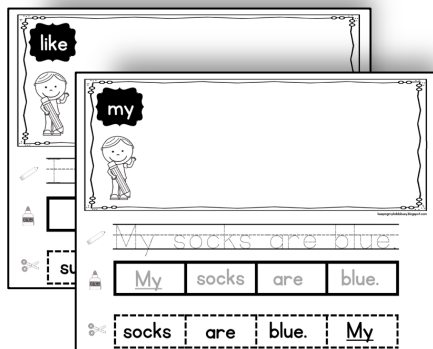


SIGHT WORDS RESOURCES

for the entire school year!




[CLICK HERE](#)



[CLICK HERE](#)




[CLICK HERE](#)



[CLICK HERE](#)



[CLICK HERE](#)



[CLICK HERE](#)

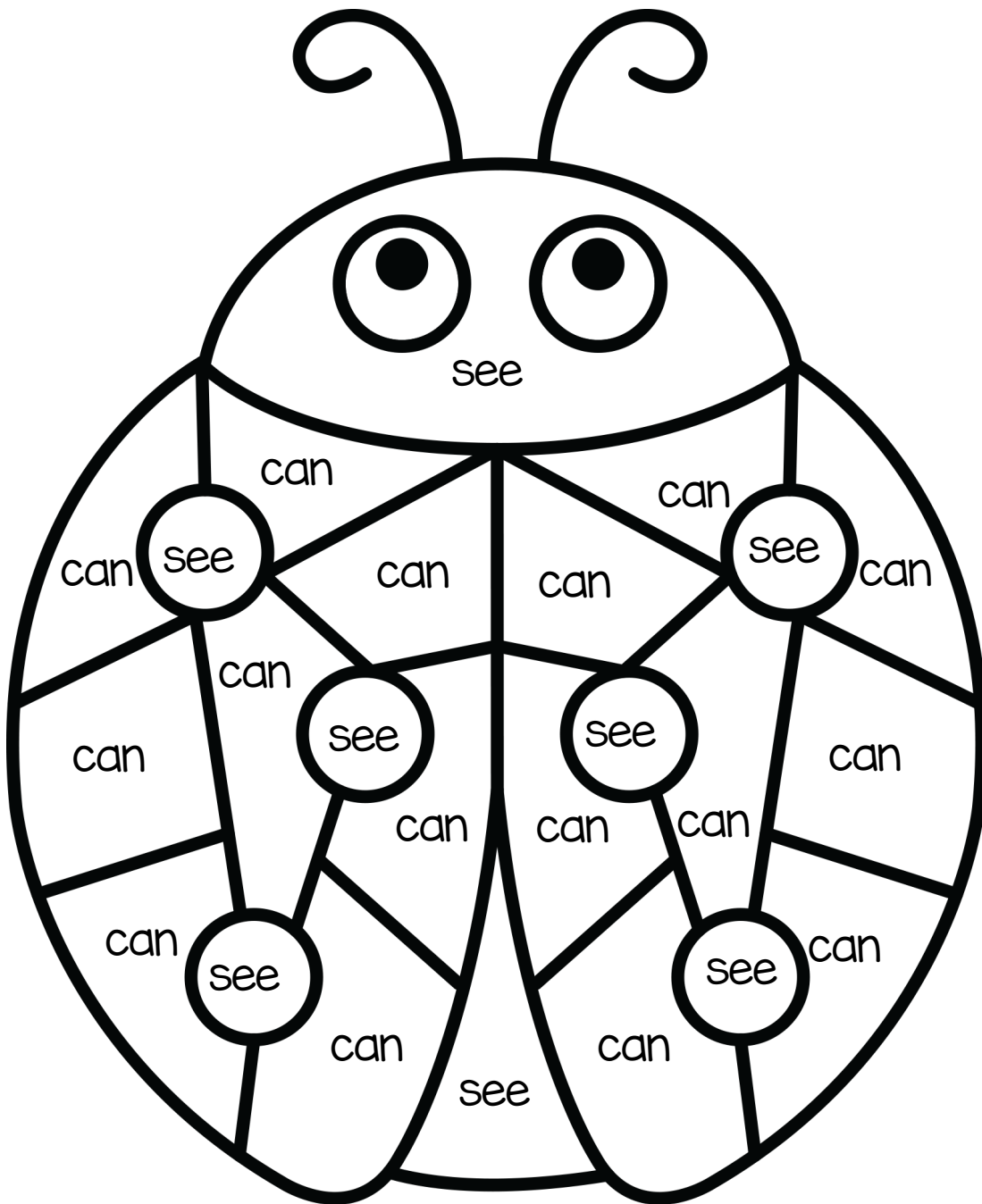

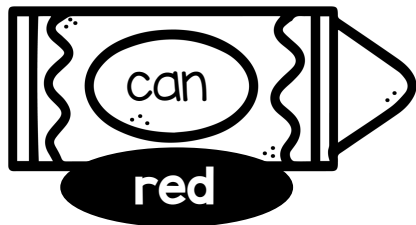
Save with
the bundle!
[CLICK HERE](#)



Learn more about teaching sight words on the blog [HERE](#)

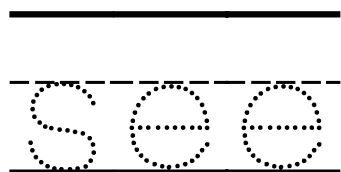
Name _____

COLORING Sight Words



Name _____


Trace



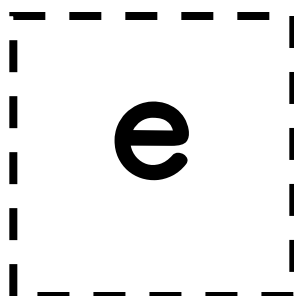
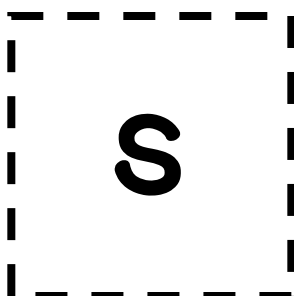
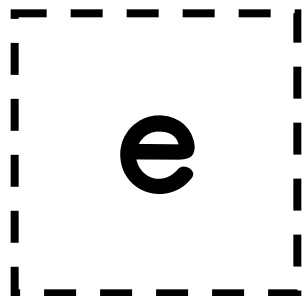


Spell

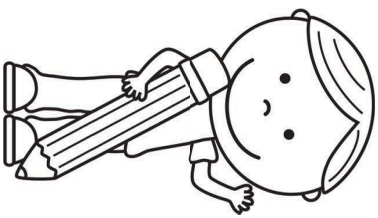


Color



Build





see



I see five ducks.





I see five ducks.




ducks. five I see

Name _____




I see a bear.




I see a dog.



I see a duck.



I see a bird.





I see a frog.




I see friends!



Name _____




I see a bear.




I see a dog.



I see a duck.



I see a bird.



I see a frog.



I see friends!



Aa

Bb

Cc

Dd

Ee

Ff

Gg

Hh

Ii

ز

Kk

Ll

Mm

Nn

Oo

Pp

Qq

Rr

Ss

Tt

Uu

Vv

W w

X x

Yy

Zz