



Superheroes of Your Garden

ANNE WOLFF

WSU MASTER GARDNER

Superheroes are

- Beneficial to your garden
- Usually very small, but sometimes big
- And fun to watch!



Metamorphosis

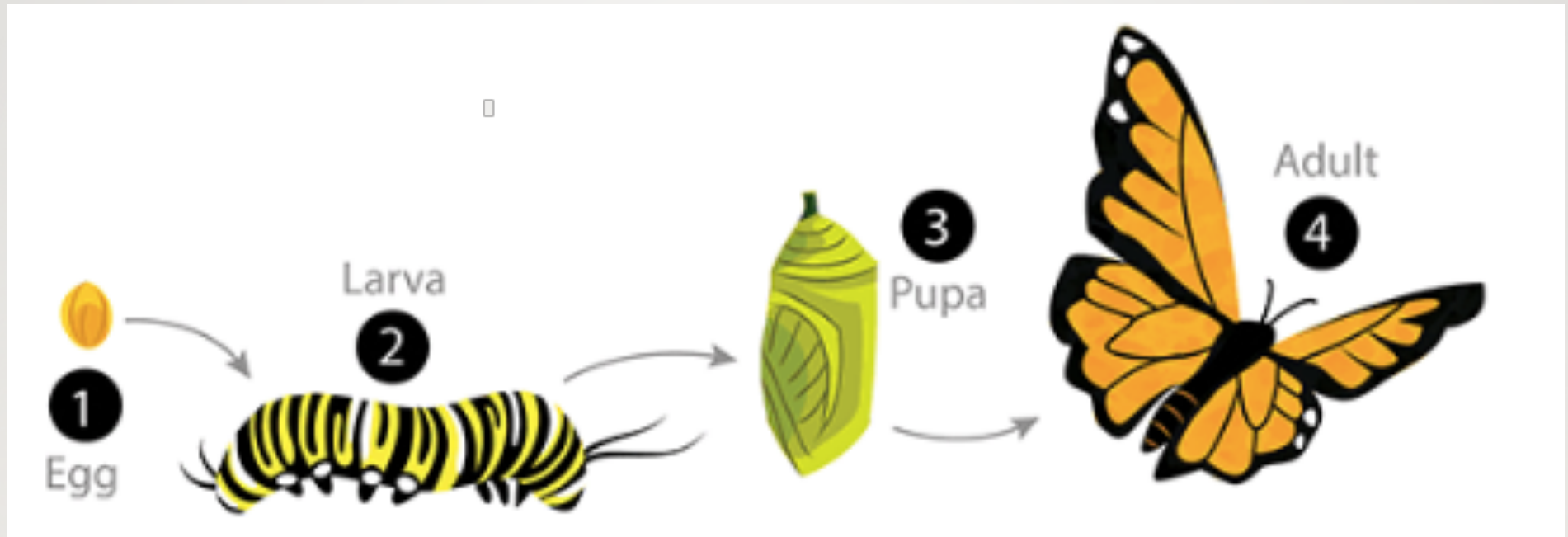
Complete

4 stages.

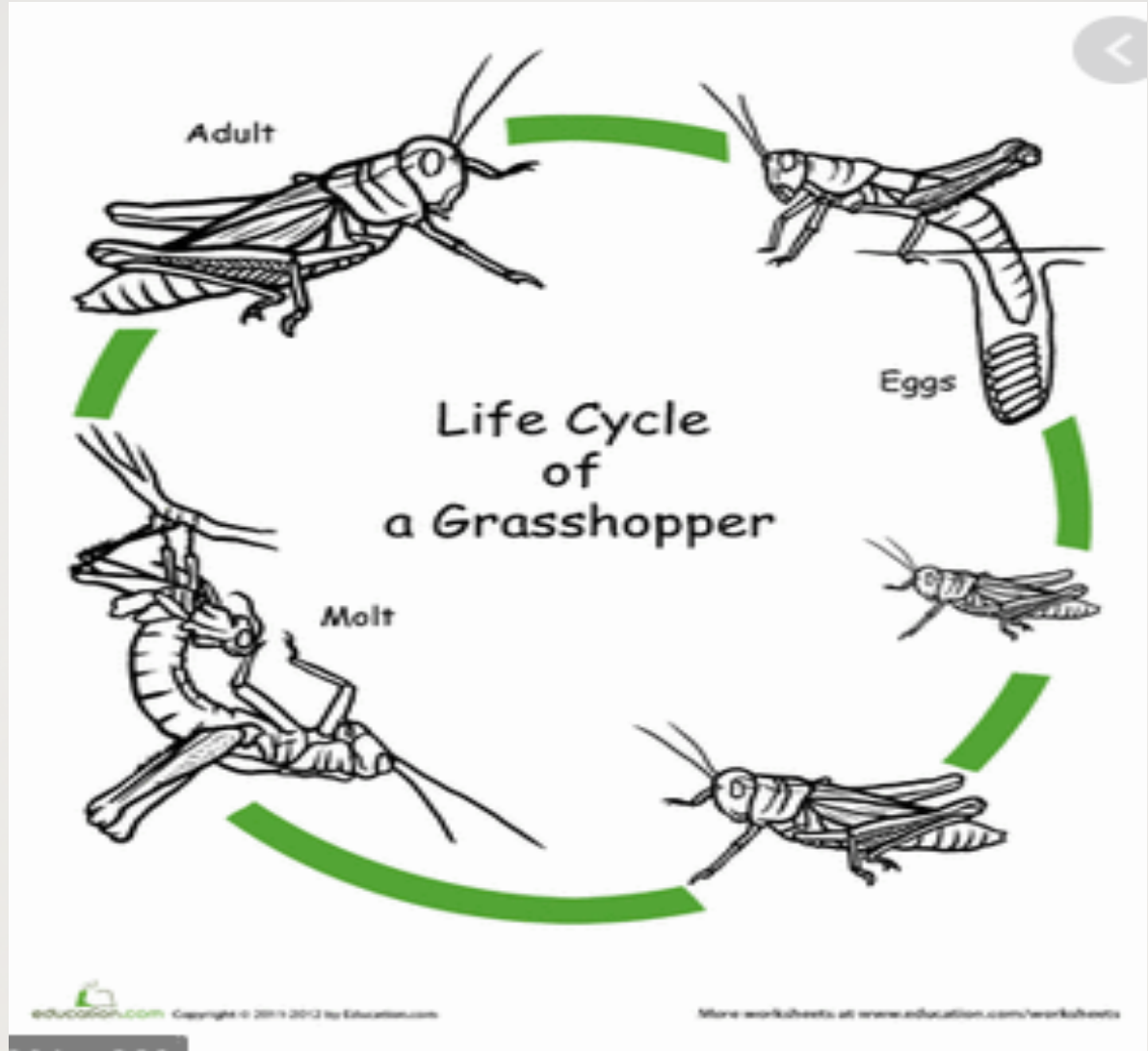
In each stage the insect looks different!

Incomplete

All stages look like mini adults



<https://askbiologist.asu.edu/incomplete-metamorphosis>



Meet the Super-Heroes!



Lady Bugs

Coccinellidae

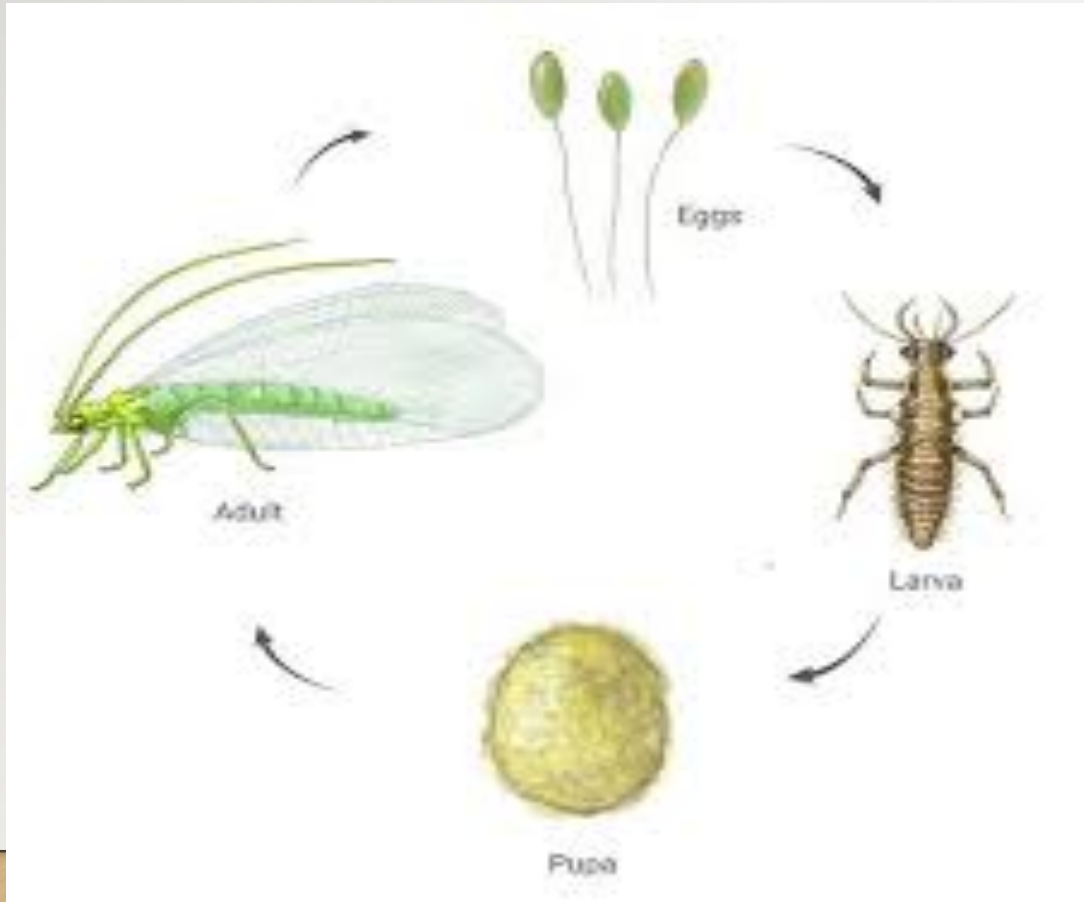
- Usually red with black spots
- Eats aphids



Praying Mantis
mantidae



Green and brown lacewings Neuroptera



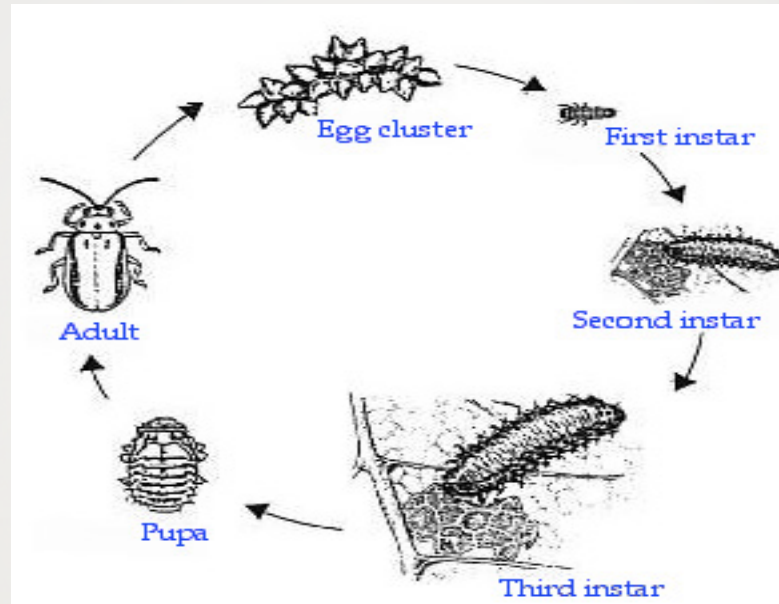
Ground Beetles

Carabid



Soldier Beetles

Cantharidae



- <http://ipm.ucanr.edu/PMG/C/I-CO-CANS-AD.004.html>
- <http://ipm.ucanr.edu/PMG/GARDEN/PLANTS/INVERT/LIFECYCLES/lclfbetle.html>
- http://ipm.ucanr.edu/PMG/NE/predaceous_ground_beetle.html

Spiders *arachnid*



BAD



<http://ipm.ucanr.edu/QT/commongardenspiderscard.html>

Bee Mimics

Hover fly



Bee fly



Ambush Bug



[http://hortsense.cahnrs.wsu.edu/Search/MainMenuWithFactSheet.aspx?](http://hortsense.cahnrs.wsu.edu/Search/MainMenuWithFactSheet.aspx?CategoryId=15&SubCatId=7&ProblemId=7072)

[CategoryId=15&SubCatId=7&ProblemId=7072](http://hortsense.cahnrs.wsu.edu/Search/MainMenuWithFactSheet.aspx?CategoryId=15&SubCatId=7&ProblemId=7072)

<https://www.britannica.com/animal/ambush-bug>

Creating a Superhero Habitat

- Provide a place for them to get a drink. A shallow saucer with small rocks will work.
- Plant colorful flowers around garden beds, or within your garden
- Provide a safe place for them to live and hide . Ground cover, mulch and even straw



What Should I plant?

- Flowers that bloom spring through fall
- Native plants and plants in these families:
 - **Carrot Family** (dill, fennel, anise)
 - **Aster Family** (coreopsis, cosmos, sunflower, yarrow, daisy)
 - **Mustard Family** (sweet alyssum , mustard, nasturtium)

Extra Love...Cute Ladybug

You will need

- Red and black construction paper
- 1 toilet paper roll
- Black paint and brush
- Pen and sharpie
- Scissors and hole punch
- Google eyes
- Small bowl 5"
- 1 brad



Let's begin

- Paint the toilet paper roll black
- Using the bowl, trace and cut a circle
- Fold circle



Next

- Color black symmetrical dots on the red paper you cut in half
- Using a pen or hole punch make a small hole in the tube.
- Over lap the red circles and using a pen or hole punch make a hole though both of them



Almost done!

- Put a brad through the two hole, attach to the tube using the brad
- Glue the google eyes
- Cut 2 short pieces of black for the antennae and glue inside the tube



Done!

Now you have a cute little Lady bug!



Thank You!

WSU Plant and Insect Clinic:
360 577-3014 ext. 8

