

WG 185UF Series Water Softener



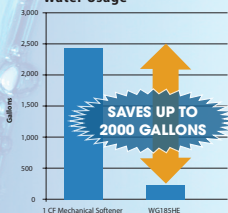


High-Efficiency Performance for the Lowest Salt & Water Usage Ever!



Removable brine tank with sliding salt lid

Estimated Annual Back Wash Water Usage



Upflow regeneration saves salt by pushing the hardness minerals up & out to drain instead of down through the sodium-charged portion of the softener bed which needlessly depletes it.

Features:

- ➔ Exclusive WG 185UF NSF Certified electronic control valve with reliable piston, seal and spacer technology
- ➔ Cabinet or Twin Tank models
- ➔ User-friendly backlit LCD display
- ➔ "No Touch" information display rotates key info like last regeneration date and volume remaining
- ➔ 48 hour memory back-up
- ➔ Meter Immediate, Meter Delayed, Meter Override, and Calendar Clock mode
- ➔ Adjustable cycle times
- ➔ Brine safety valve provides extra overflow protection
- ➔ Unique bypass with an integrated space saving turbine meter and sample ports on the inlet. One-piece design avoids meter jamming.
- ➔ Time saving quick connect fittings on bypass, drain and brine line. Power cord even has quick connect for easy valve spin on.
- ➔ Drain line o-ring eliminates need for Teflon



7 Year Warranty
Control Valve



Lifetime Warranty
Pressure tank

WaterGroup®

Softener Sizing Guide

Water Hardness	Grains Per Gallon
Very Hard	> 14
Hard	7.5 - 14
Moderate	3 - 7.5
Soft	< 3

Choosing the Right Size Softener

# of People	Total Hardness (Grains per Gallon)									
	10	15	20	25	30	40	50	60	70	75
1	WG185 24 EFT20	WG185 24 EFT20	WG185 24 EFT20	WG185 24 EFT20	WG185 24 EFT20	WG185 32 EFT30	WG185 32 EFT30	WG185 40 EFT40	WG185 40 EFT40	WG185 40 EFT40
2	WG185 24 EFT20	WG185 24 EFT20	WG185 24 EFT20	WG185 24 EFT20	WG185 24 EFT20	WG185 32 EFT30	WG185 32 EFT30	WG185 40 EFT40	WG185 40 EFT40	WG185 40 EFT60
3	WG185 24 EFT20	WG185 24 EFT20	WG185 24 EFT20	WG185 24 EFT20	WG185 24 EFT20	WG185 32 EFT30	WG185 40 EFT60	WG185 60 EFT60	WG185 60 EFT60	WG185 60 EFT60
4	WG185 24 EFT20	WG185 24 EFT20	WG185 24 EFT20	WG185 24 EFT30	WG185 32 EFT30	WG185 40 EFT60	WG185 60 EFT60	WG185 60 EFT90	WG185 90 EFT90	WG185 90 EFT90
5	WG185 24 EFT20	WG185 24 EFT20	WG185 32 EFT30	WG185 32 EFT40	WG185 40 EFT60	WG185 60 EFT60	WG185 60 EFT90	WG185 90 EFT90	WG185 90 EFT90	WG185 90
6	WG185 24 EFT20	WG185 24 EFT30	WG185 32 EFT40	WG185 40 EFT60	WG185 60 EFT60	WG185 60 EFT90	WG185 90 EFT90	WG185 90 EFT90	WG185 HEDP 90	Call for Sizing
7	WG185 24 EFT20	WG185 24 EFT30	WG185 40 EFT40	WG185 60 EFT60	WG185 60 EFT60	WG185 60 EFT90	WG185 90 EFT90	WG185 HEDP 90	Call for Sizing	Call for Sizing
8	WG185 24 EFT20	WG185 32 EFT30	WG185 40 EFT60	WG185 60 EFT60	WG185 60 EFT60	WG185 90 EFT90	WG185 90	Call for Sizing	Call for Sizing	Call for Sizing
9	WG185 24 EFT30	WG185 40 EFT40	WG185 60 EFT60	WG185 60 EFT60	WG185 90 EFT90	WG185 90 EFT90	WG185 HEDP 90	Call for Sizing	Call for Sizing	Call for Sizing
10	WG185 32 EFT30	WG185 40 EFT60	WG185 60 EFT60	WG185 60 EFT90	WG185 90 EFT90	WG185 HEDP 90	Call for Sizing	Call for Sizing	Call for Sizing	Call for Sizing

Notes:

We recommend contacting WaterGroup Customer Service for any hardness levels above 75 gpg for proper recommendations. Cabinet models are available for all 75 and 100 models.

Customer Service
1-877-288-9888

80156007 03/19