

MODULO

MY LIFESTYLE, MY DESIGN



Welcome

**With compliments,
MODULO STONE Team**



Please be mindful of the quality of our products and of the production process.
Our manufacturing plant is certified ISO 9001, 14001 and OHSAS 18001.

www.modulo.fr

TABLE OF CONTENTS




Signature

Blends artistry and science through the modern use of cutting edge technologies.

Our carefully designed stone claddings have the feel and aspect of unique natural stones which make your demanding vision of interior and exterior spaces complete.

| | | | |
|-------------------|----|------------------------|-----|
| Signature | 5 | Interior | 59 |
| Stackstone | 7 | Bricostone | 61 |
| Nora | 11 | Chamonix | 63 |
| Lucera | 15 | Coral | 65 |
| Heritage | 17 | Star | 67 |
| Prostack | 19 | Oslo | 69 |
| Reno | 23 | Vista | 71 |
| Rubisco | 27 | Manhattan | 73 |
| Rugged Ledgestone | 29 | Cambridge | 75 |
| Woodie | 31 | Camden | 77 |
| | | | |
| DecoPano | 35 | Exterior | 79 |
| Brick | 37 | Cascade | 81 |
| Woodie | 39 | Coral Puzzle | 83 |
| | | Sierra | 85 |
| | | Neo | 87 |
| EasyBlock | 41 | Canyon Stone | 91 |
| | | Ural | 93 |
| Brick | 43 | Virtuosa | 95 |
| | | Belize | 97 |
| EasyBrick | 47 | Building | 99 |
| | | Chester | 101 |
| Chester | 49 | Brasilia | 103 |
| | | Fresco | 105 |
| Soho Moka | 51 | Talio | 107 |
| | | Borgo | 109 |
| | | Sienna | 111 |
| EasyFix | 55 | | |
| Oslo | 57 | Natural Stone | 113 |
| | | | |
| | | Logistical data | 112 |






STACKSTONE Charme



STACKSTONE Nature Blend



STACKSTONE Stream







NORA Marble



NORA Marble Mix



NORA Marble Mix Black & White



NORA Sand Storm



NORA Grey Marble



LUCERA Rusty



LUCERA Grey

NEW DESIGN SOLUTION



HERITAGE Emerald



HERITAGE Coastal Grey



PROSTACK Charme



PROSTACK Nature Blend



PROSTACK Grey






RENO Marble Mix Black & White



RENO Marble Mix



RENO Marble



RENO Grey Marble



RENO Sand Storm



RUBISCO Grey



RUBISCO Rusty



RUGGED LEDGESTONE **Orient**



RUGGED LEDGESTONE **Grey**



WOODIE Old Barn



WOODIE Reclaimed Wood Black & White



WOODIE Fog



WOODIE Reclaimed Wood



DecoPano by MODULO

MY LIFE STYLE, MY DESIGN

- + SEAMLESS JOINTS
- + FAST INSTALL
- + NO DUST

EVOLVED POLYSTYRENE

Definition of natural texture

Your purest vision of interior designs is now cherished by our high-end panels which interfuse smoothly and seamlessly.



WHITE Brick



RED Brick

lightweight smart panels





lightweight smart panels



WOODIE Black & White



WOODIE Fog



WOODIE Old Barn



WOODIE Reclaimed Wood

EasyBlock

Designed for the non-expert handyman

It is never been easier to incorporate the latest trends into your home. These vintage bricks will help you create that New York loft style.





EASYBLOCK Manhattan



EASYBLOCK Cambridge




EASYBLOCK Brooklyn



easy jointing



easy jointing

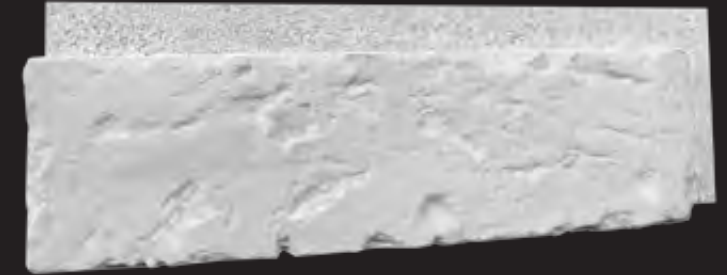




EasyBrick

Fast installation

With its interlocking plates, the installation, for bricks at once, is done four times faster, without grout, yielding a professional result.

EasyBrick makes the installation of a brick wall super easy and as easy as laying a puzzle.





SohoMoka


Crafted with ease
of installation in mind

Soho Moka bricks are provided on a mesh to make the installation even quicker and easier. The brick mesh is glued directly onto a prepared interior or exterior wall. There is no need to position and line up the bricks as this work has already been done! Once the mesh with the bricks has been adhered to the wall, the joints are grouted. This is easily accomplished by filling the grout bag provided with the suggested grout. This new method will further cut the installation time and make it even easier for a do-it-yourselfer to accomplish professional results without the help of a mason.





stress-free install with mesh




WITH Grout



WITHOUT Grout

Stone cladding is perceived as difficult to install and like masonry works, a job for professionals.

MODULO EasyFix is the answer: no glue, no grout, practical, easy and clean. EasyFix™ is an impressive rough ledgestone that is part of the super-fast installation line of stone veneers. To install these rugged ledgestones onto an interior wall, simply remove the protective cover from the back of the stone on the adhesive strip.





OSLO Grey



OSLO White

just peel & stick



Interior





BRICOSTONE Highland



BRICOSTONE White





CORAL Ice

CORAL Grey

CORAL Beige





OSLO Grey



OSLO White




VISTA Ivory



VISTA Old Stone



VISTA White



VISTA Grey








Exterior

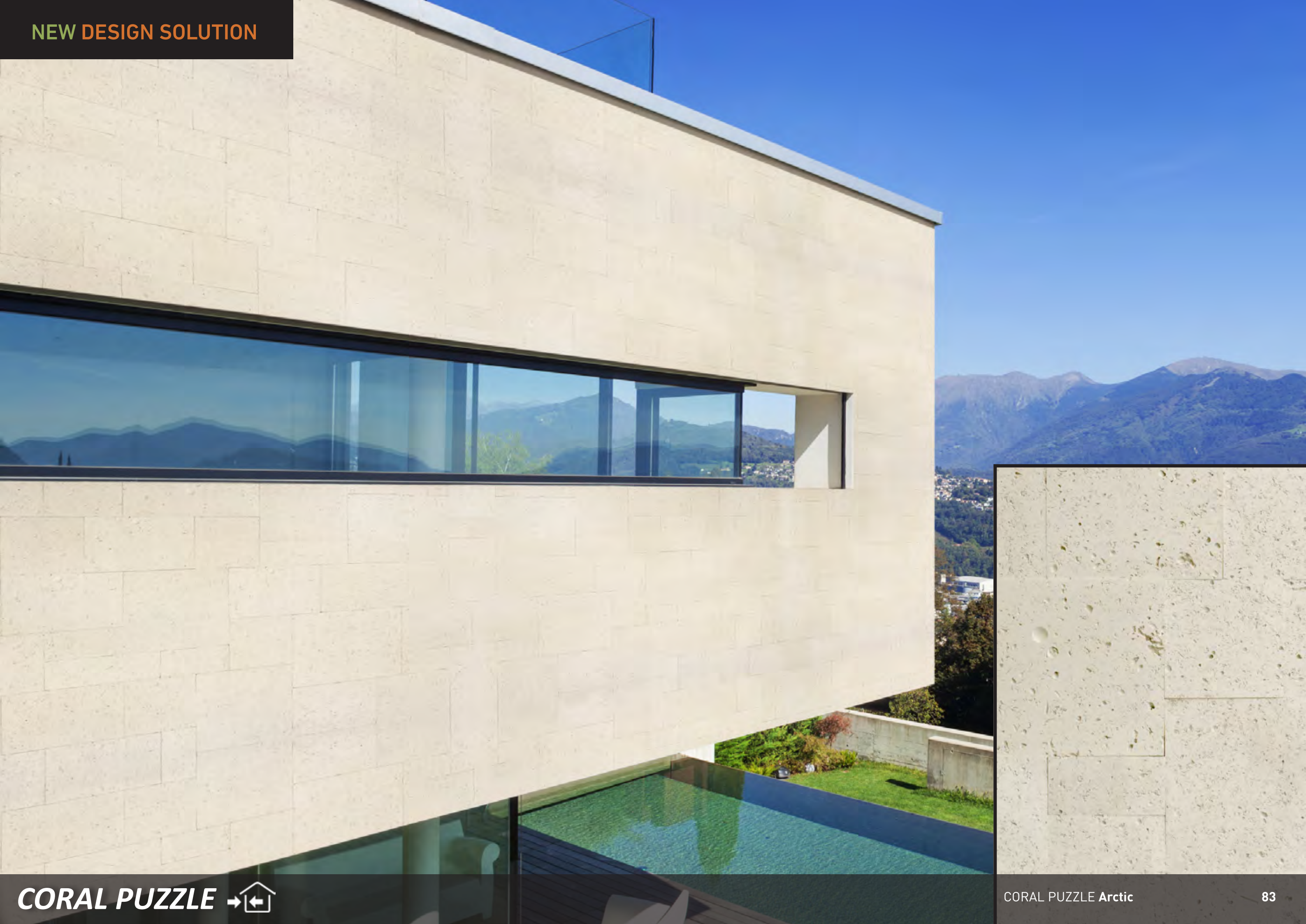




CASCADE Anthracite



CASCADE Arctic







NEO Deep Grey



NEO Mountain Ridge



NEO Cream



NEO Arctic

NEW DESIGN SOLUTION



CANYON STONE Bluff




CANYON STONE Colorado Springs



CANYON STONE Browns











NEW DESIGN SOLUTION



CHESTER Sunset




CHESTER Brick



CHESTER White



BRASILIA Arctic



BRASILIA Black









SIENNA Desert



SIENNA Grey Desert



SIENNA White

Natural Stone






NATIMUR Rusty




Natimur Edna



NATIMUR Grey Moss



NATIMUR Black



Natimur Horizon



NATIMUR White Shiny



NATIMUR Scabas



NATIMUR Sahara



NATIMUR TRAVERTINE **Classic**



NATIMUR TRAVERTINE **Noce**



NATIMUR Terra Cream



NATIMUR Mineral Grey



NATIMUR Terra Grey



NATIMUR Sunny

LOGISTICAL DATA

| <i>PRODUCT NAME</i> | <i>DIMENSIONS L x H (cm)</i> | <i>THICKNESS (cm)</i> | <i>COVERAGE/ BOX (m²)</i> | <i>BOX WEIGHT (kg)</i> | <i>RECOMMENDED ACCESSORIES</i> |
|--------------------------|----------------------------------|---------------------------|--|--------------------------------|--|
| Belize | 11, 21.5 x 6.3 | 1.4-1.8 | 1 | 25 | Colle extra/Modulocolle ±5 kg/m ² |
| Borgo | 59 x 15 | 1.7-3.6 | 0.6 | 39.88 | Colle extra/Modulocolle ±5 kg/m ² |
| Brasilia | 20, 30, 50 x 10 | 1.3-2.8 | 0.5 | 13.41 | Colle extra/Modulocolle ±5 kg/m ² |
| BriscoStone | 20, 30, 50 x 10 | 1-2.4 | 1 | 16.6 | Modulocolle ±3 kg/m ² |
| Building | 27.5 x 13.5 | 1-2.7 | 0.73 | 18.61 | Colle extra/Modulocolle ±5 kg/m ² |
| Cambridge | 18.5, 19 x 5.8, 6.7 | 1-1.5 | 1 | 9.44 | Modulocolle ±3 kg/m ² |
| Camden | 18.5, 19 x 5.8, 6.7 | 1-1.5 | 1 | 9.44 | Modulocolle ±3 kg/m ² |
| Canyon Stone | 10 x 4, 49.5 x 14.2 | 2.5-4 | 0.48 | 15.45 | Colle extra/Modulocolle ±5 kg/m ² |
| Cascade | 20, 30, 50 x 9 | 1.6-4 | 0.54 | 24 | Colle extra/Modulocolle ±5 kg/m ² |
| Chamonix | 48.6 x 13.7 | 1-2.4 | 1 | 19.63 | Modulocolle ±3 kg/m ² |
| Chester | 21.2 x 6 | 1.1-1.5 | 1 | 18.72 | Colle extra/Modulocolle ±5 kg/m ² |
| Coral | 39 x 14 | 0.6-1.6 | 0.98 | 15.94 | Modulocolle ±3 kg/m ² |
| Coral Puzzle | 20x10, 30x10, 20x20, 40x30 | 1.2-1.6 | 0.78 | 17.46 | Colle extra/Modulocolle ±5 kg/m ² |
| Coral Slate | 56 x 27 | 1.8 | 0.9 | 21.97 | Colle extra/Modulocolle ±5 kg/m ² |
| DecoPano Brick | 119 x 49.5 | 2.2-2.3 | 2.4 | 8.6 | Modulocolle ±3 kg/m ² |
| DecoPano Woodie | 97.5 x 16 | 1 | 2.5 | 13 | Modulocolle ±3 kg/m ² |
| EasyBlock Bricks | 47 x 14 | 0.7-2.2 | 0.52 | 10.44 | Modulocolle ±3 kg/m ² |
| EasyBrick | 22.4 x 7.3 | 1.5-2 | 0.64 | 23.26 | Colle extra/Modulocolle ±5 kg/m ² |
| EasyFix | 32 x 7.5 | 1.8-3 | 0.78 | 17.65 | Modulocolle ±3 kg/m ² |
| Fresco | 34.5 x 11 | 1-3 | 0.7 | 17.27 | Colle extra/Modulocolle ±5 kg/m ² |
| Heritage | 56 x 27 | 1.4-2.2 | 0.9 | 21.97 | Colle extra/Modulocolle ±5 kg/m ² |
| Lucera | 39 x 9.7 | 0.5-1 | 1.22 | 12.25 | Modulocolle ±3 kg/m ² |
| Manhattan | 18.5, 19 x 5.8, 6.7 | 1-1.5 | 1 | 9.44 | Modulocolle ±3 kg/m ² |
| Neo | 36.4 x 10 | 0.9-1.9 | 1 | 25 | Colle extra/Modulocolle ±5 kg/m ² |
| Nora | 39.5 x 15 | 0.8-1.5 | 0.94 | 12.49 | Modulocolle ±3 kg/m ² |
| Oslo | 32.4 x 7.4 | 1-3 | 0.78 | 17.65 | Modulocolle ±3 kg/m ² |
| Prostack | 40 x 17 | 1-1.5 | 0.85 | 19.64 | Colle extra/Modulocolle ±5 kg/m ² |
| Reno | 39.8 x 14.8 | 1-1.6 | 0.98 | 23.7 | Colle extra/Modulocolle ±5 kg/m ² |
| Rubisco | 39 x 9.7 | 1-2 | 0.61 | 19.13 | Colle extra/Modulocolle ±5 kg/m ² |
| Rugged LedgeStone | 55.5 x 14.5 | 0.8-3.2 | 0.52 | 18.85 | Colle extra/Modulocolle ±5 kg/m ² |
| Sienna | 33 x 7.4 | 0.8-2.6 | 0.5 | 14.26 | Colle extra/Modulocolle ±5 kg/m ² |
| Sierra | 20, 30, 50 x 10 | 1.6-3.8 | 0.4 | 13.41 | Colle extra/Modulocolle ±5 kg/m ² |
| Soho Moka | 45 x 28 | 1.1-1.5 | 1.03 | 22.02 | Modulocolle ±3 kg/m ² |
| Stackstone | 40 x 17 | 1.4-2 | 0.91 | 14.9 | Modulocolle ±3 kg/m ² |
| Star | 35 x 10 | 1-2.7 | 1.06 | 19.52 | Colle extra/Modulocolle ±5 kg/m ² |
| Talio | 58 x 14.2 | 0.9-4 | 0.5 | 18.37 | Colle extra/Modulocolle ±5 kg/m ² |
| Ural | 39 x 14.5 | 1-2.8 | 0.5 | 14.11 | Colle extra/Modulocolle ±5 kg/m ² |
| Virtuosa | 50 x 10 | 0.8-3 | 0.63 | 16.31 | Colle extra/Modulocolle ±5 kg/m ² |
| Vista | 36.8 x 9.8 | 0.7-1.8 | 1 | 11.67 | Modulocolle ±3 kg/m ² |
| Woodie | 77.8 x 9.7 | 1.6 | 0.764 | 20.6 | Colle extra/Modulocolle ±5 kg/m ² |

All texts and images in this book are copyrighted.
All right reserved.

NON CONTRACTUAL IMAGES

Actual product color may differ slightly as we work
with natural materials.