

Your visit to Shaldon Wildlife Trust

Quieter Times To Visit

Shaldon Wildlife Trust is open every day apart from 25th, 26th December when we are closed.

April - October: you can visit us from 10am - 5pm, last entry to the zoo is 4pm.

November - March: you can visit us from 10am - 4pm, last entry to the zoo is 3pm.

It is quietest at the start and end of the day.

You can call us on **01626 872234** to find out how busy the zoo will be.



When You Arrive

You will need to buy a ticket before you enter Shaldon Wildlife Trust.

You can buy a ticket online from home or you can buy a ticket at the entrance of the zoo. You can use cash or card.

It may be busy so you may need to wait in a queue before you enter the zoo.

Members do not need to buy a ticket. If you are a member you will need to have your membership card scanned at the entrance of the zoo.




Explorers' Discovery Guide

You can pick up our Explorers' Discovery Guide from the front entrance if you want one.

They are free. You can use your own pen or pencil to fill them out, or you can buy a pencil from the front entrance for 50p.

Inside the Explorers' Discovery Guide are:

- Facts about some of our animals
- Questions for you to answer
- Space for you to write down the six letters you find on your walk around the zoo, they create a six letter word.



Where To Get A Sensory Bag

You can ask to borrow a Sensory Bag at the entrance. Inside the bags are items you can use to help you whilst you visit.

You can use the headphones in areas that are too loud.

There are fidget toys you can use.

When you've finished your visit at the zoo you can return your Sensory Bag to the Staff/Volunteer in the gift shop or at the entrance of the zoo.



Staff and Volunteers

All of the staff and volunteers wear green uniform with the Shaldon Wildlife Trust logo on it. Some of the staff and volunteers work directly with the animals.

You can ask the staff and volunteers:

- Questions about the animals and the zoo.
- For help during your visit
- To help you find a quieter space.
- For ear defending headphones.



Getting Around The Zoo

There are no maps around the zoo.

Shaldon Wildlife trust is only an acre with one main path that takes you around the whole zoo.

There is a semi steep path at the beginning of the zoo. At the end of the zoo there are stairs.




Nocturnal House and Frog Room

There are two indoor areas at Shaldon Wildlife Trust.


Our frog room is kept at a temperature of 25c, it's very warm in there, this is important for our animals health. There are bright lights inside.

Our Nocturnal house has animals that are awake at night. To make them think that it is night time the nocturnal house is dark inside.



Bright Lights

**Warmer
Temperatures
Inside**



**Nocturnal House
Dark Inside**



Enclosures


Some of the animals like to sit in areas where you can't see them.

You may not be able to see all the animals when you visit but that's okay, you can come back again.



There Are Rules At Shaldon Wildlife Trust

- You cannot feed the animals, they might get sick.
- You cannot touch the animals, they don't like being touched.
- You can take photos without the flash in the Nocturnal House. The bright flash hurts the animals eyes.



If It Gets Too Loud

Some of the animals can be noisy and crowds can be loud.

You can wear your headphones to feel more comfortable. Look out for the headphone zone signs that help to point out the noisier animals.



HEADPHONE ZONE

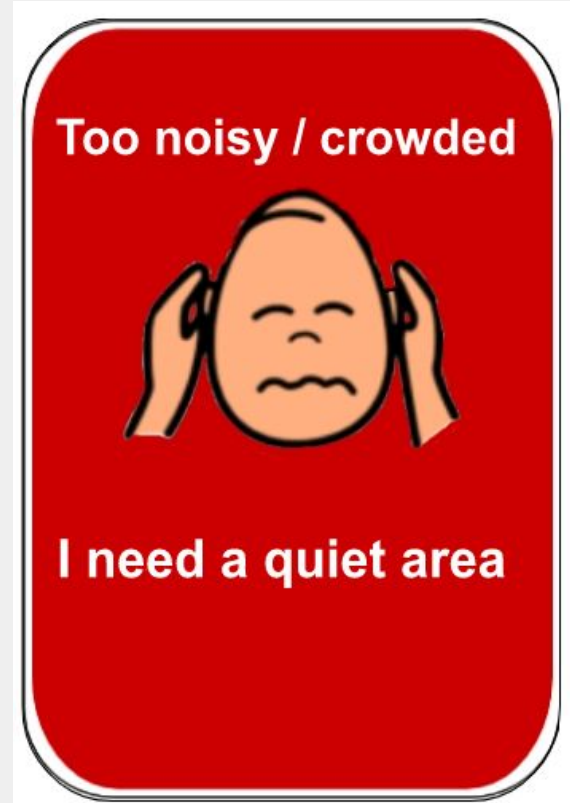


SHALDON WILDLIFE
TRUST

Quiet Area

Shaldon Wildlife Trust is very small. They do not have a designated quiet area.


You can ask a staff member to help you find a quieter area or you can use your communication card in your sensory bag.



Smells At The Zoo

Some of the animals have stronger smells than others, these are normal smells to them.

You can stay at each enclosure for as long as you like and leave when you are ready.





Food

Shaldon Wildlife Trust is a small place, there is nowhere to buy food at the Zoo.

You can bring your own food from home, we have three benches where you can sit and eat.

You can find the benches:

- Next to the Meerkats
- Next to the Lovebirds
- Next to the Red-Ruffed Lemurs



Toilets


There are no toilets at the Zoo. There are some public toilets right next to the Zoo.

To find them you will need to:

- Leave the Zoo.
- Go down the path,
- Look for the toilet sign on your right, it will be next to the steps.
- Go down the steps, these will take you to the front of the toilets.

You can ask a staff member to help you find them.

To the right of the ladies toilets is a baby changing room. Inside is a single toilet if you would like to go somewhere quieter.



Leaving The Zoo

You can leave the Zoo through the gift shop.
You can also leave the Zoo through the fire exit
by the Frog Room and Nocturnal House.

The gift shop sells toys, gifts and souvenirs. You
can use cash or card.



We hope you enjoy your visit