

Introduction to Google Translate

START HERE

Watch this introduction to Google Translate video:



Click the image to go to the video

Download the Google Translate App



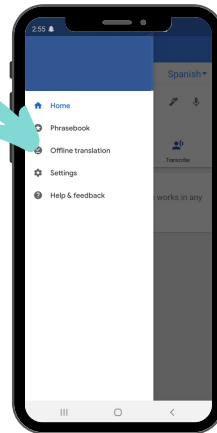
WHY YOU'LL LOVE GOOGLE TRANSLATE

Offline Translation

Download the language or languages spoken at your destination, and all of the Google Translate features will work, even when you don't have access to Wifi or data.

Note:


Tap the 3 lines in the upper left corner of the app to open this menu (see below)



Google Translate

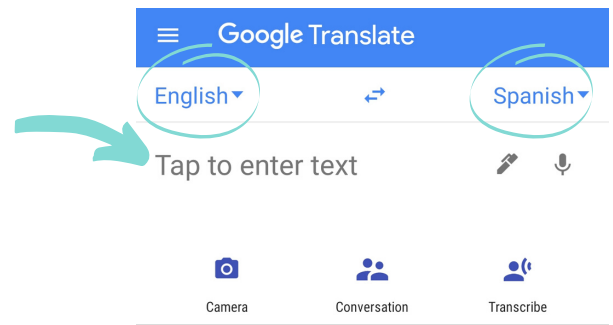
Camera Mode

Touch the camera icon in the Google Translate app, then hold your phone as if taking a close-up photo. The words will transform to the selected language before your eyes! This is particularly useful for translating menus and signs.



Text Translation

You can translate text at any time in the text box near the top of the screen. Just select the languages and start typing. See the video link above for how to save phrases you'll use often.



Conversation Mode

This feature allows you to have a conversation on the spot. Simply tap the Conversation icon, select the languages, and start talking.



Pro-traveler Tip: If you haven't used Google Translate before, take some time to play with it before you leave for your trip. Your comfort level will increase quickly, and before you know it, you'll be a pro!