

DIGILITE

LED LIGHTING

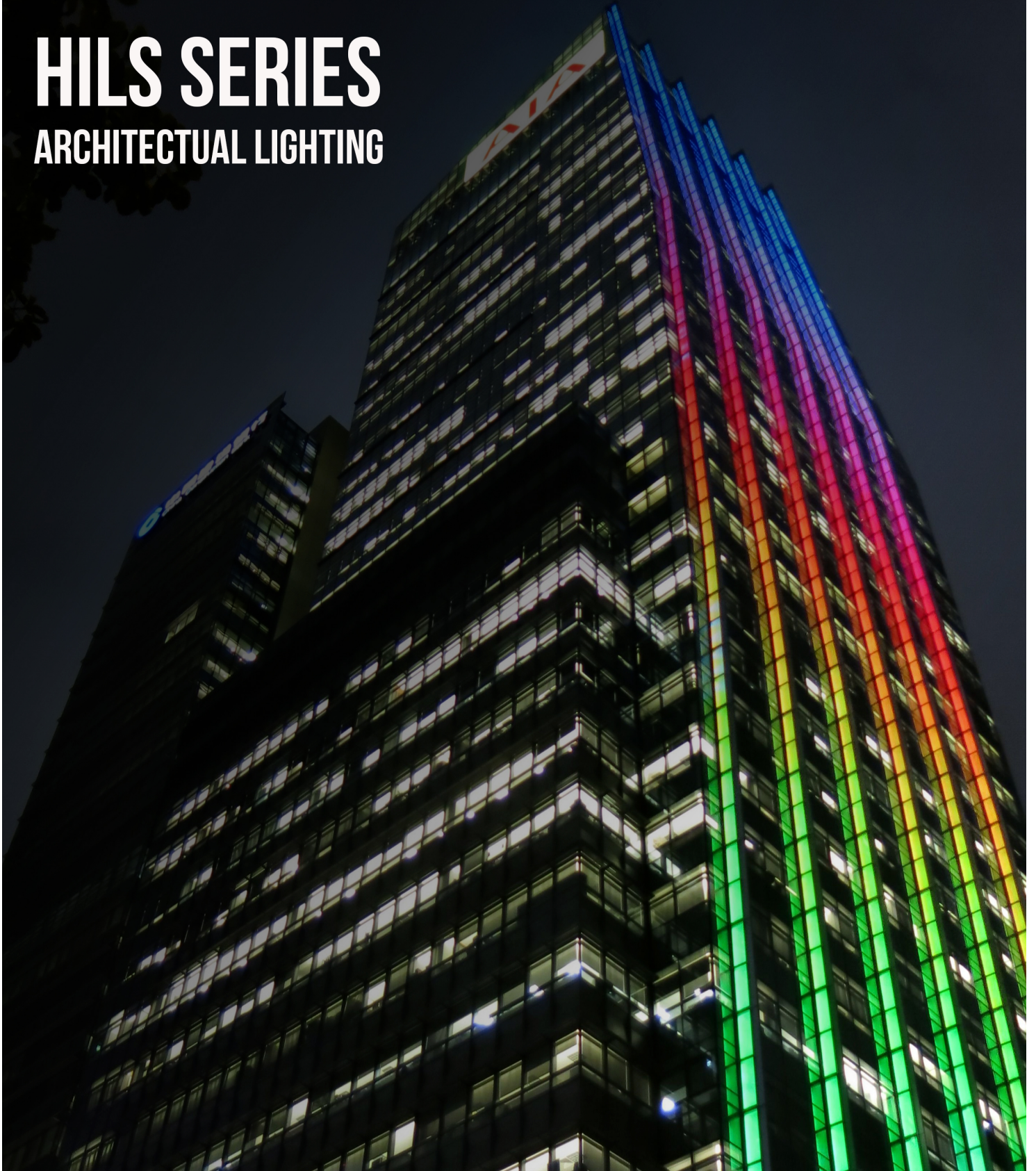
Project Name: _____

Fixture Schedule: _____

www.DigiLiteLED.com

HILS SERIES

ARCHITECTURAL LIGHTING



DIGILITE

Tel: 1-800-883-8779

E-mail: info@DigiLiteLED.com

www.DigiLiteLED.com

DIGILITE

LED LIGHTING

Project Name: _____

Fixture Schedule: _____

www.DigiLiteLED.com

HILS - SERIES

RGB ARCHITECTURAL LIGHTING

PART # : **HILS-LSF072TO (Ver1.0)**



DIGILITE

Tel: 1-800-883-8779

E-mail: info@DigiLiteLED.com

www.DigiLiteLED.com

1. General description.

HILS-LSF072TO is one of a complete series of wall fixed general light or decorative lights with high technical characteristics for all landscape, ornamental and scenographic applications for both of indoor and outdoor use. It is made in shape of small diameter stick and available with every 250mm different length from 250mm to 1000mm upon customer's demands. LED is used as light source in Red, Green, Blue colors and mixed RGB LED can produce full color range by electronic data signal control.



2. FEATURE

- Programmable operation
- IP65 Rated
- 5 Year Warranty
- Energy savings
- Slim and compact size
- Constant current operating
- Low rated voltage operation of DC 24V
- 16 million colors
- Passive cooling

3. GENERAL SPECIFICATION

Parameter	Symbol	Ratings	Unit
Input Power	P _I	24	DCV
Power Dissipation	P _D	18	W
Dimension	L × W × H	1000 × 25 × 32.	mm
Weight	W	350 ± 10	g
Operating Temperature	T _{opr.}	-20 ~ +55	°C
Storage Temperature	T _{stg.}	-25 ~ +70	°C

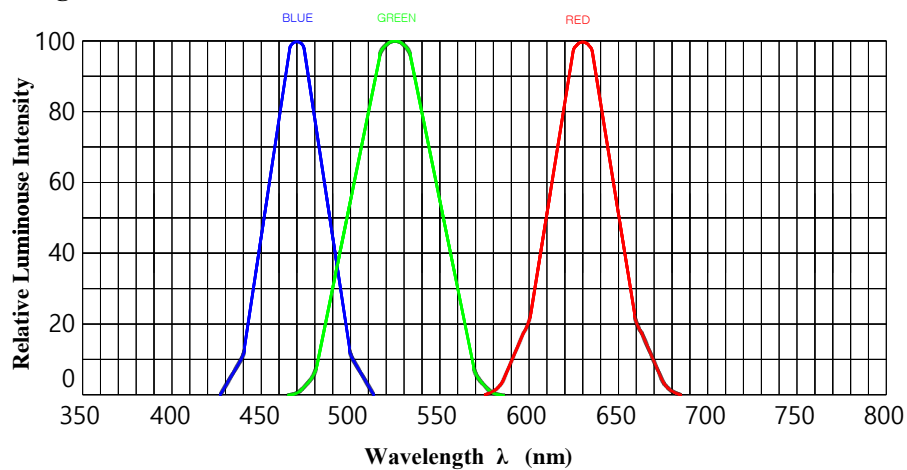
4. ELECTRO-OPTICAL CHARACTERISTICS

Parameter	Symbol	Ratings	Unit
Lighting Color	C	R/G/B Full Color (16million)	-
Wave Length	λ_D	Red 630, Green 525, Blue 470	nm
Luminous Flux	I _v	Red 90, Green 140, Blue 70	Lumen
Angle Sensitivity at 50%	20½	60°	Deg.
Interface	-	DMX512, Electronic Data Signal	-

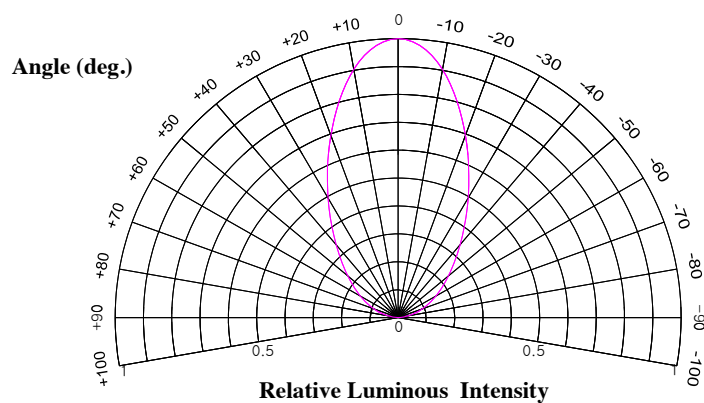
*¹ Please refer to Color C.I.E Characteristics.

5. CHARACTERISTIC DIAGRAM

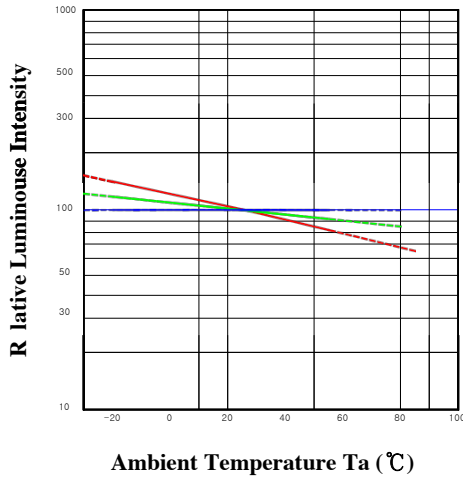
■ Wavelength Characteristics



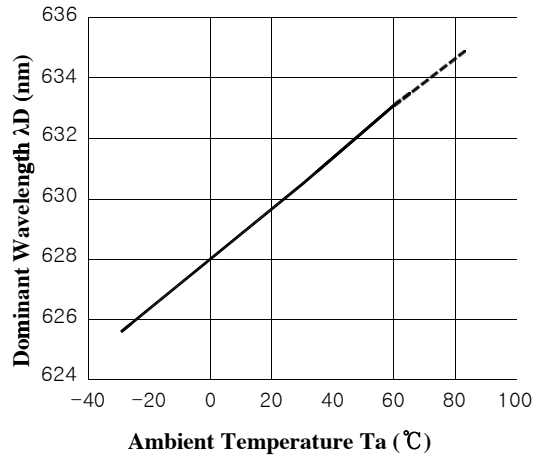
■ Directive Characteristics



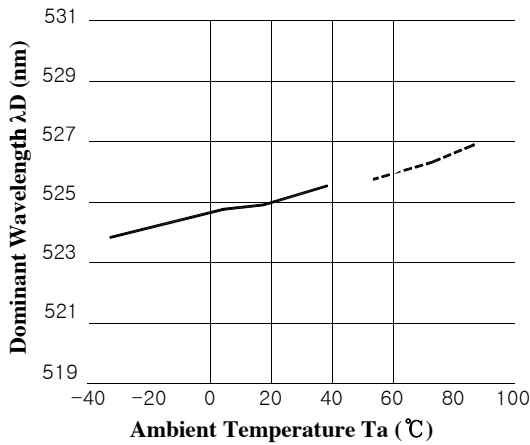
■ Relative Luminous Intensity vs. Ambient Temperature



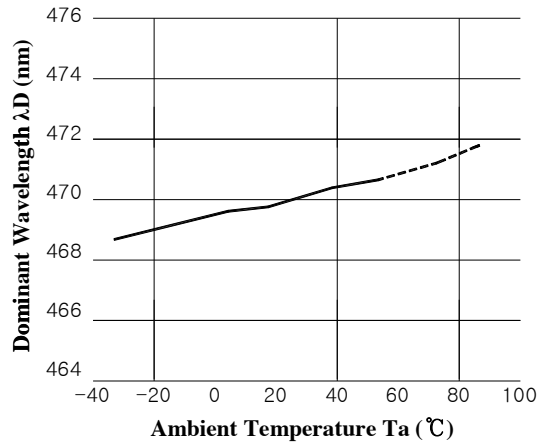
■ Dominant Wavelength λ_D vs. Ambient Temperature (Red)



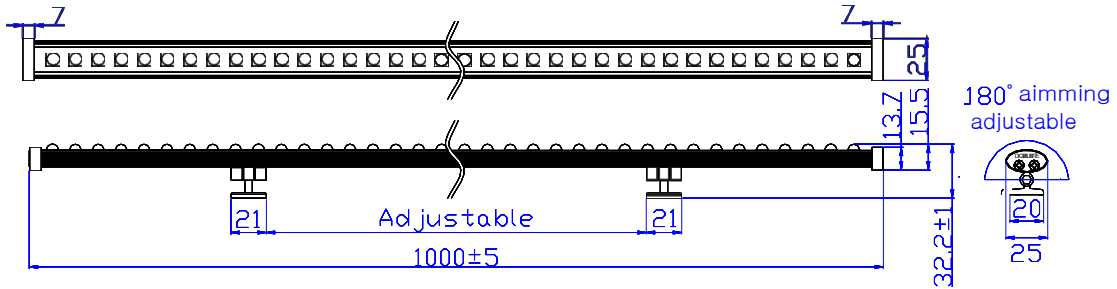
■ Dominant Wavelength vs. Ambient Temperature (Green)



■ Dominant Wavelength vs. Ambient Temperature (Blue)

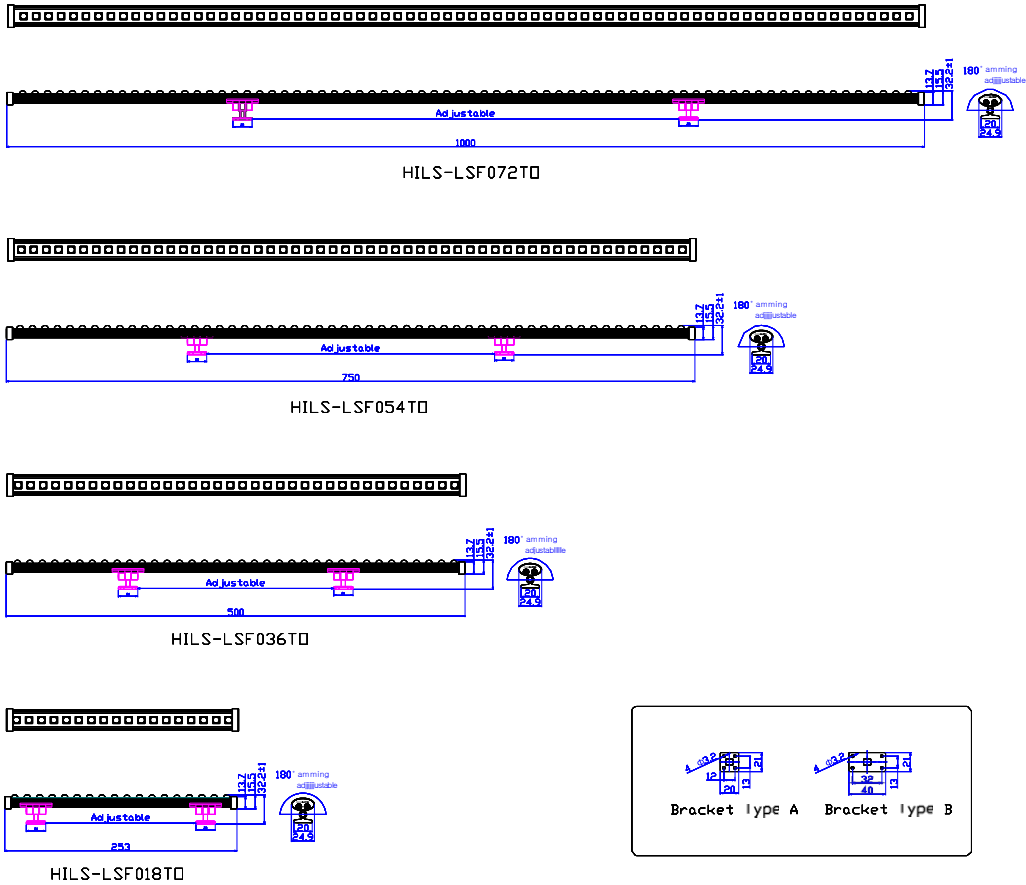


6. DIMENSIONS



Unit: mm

7. Ordering Code on Length



8. Measurement & Tolerance

■ Electric-Optical Characteristics

ITEM		Rating	Sampling R & T	Measurement method
Power Dissipation		Max. 23W	5ea/Lot	According to DIGILITE Test Spec. HIOT-LFE Item -1-
Dominant Wavelength	Red	630nm±15nm	5ea/Lot	According to DIGILITE Test Spec. HIOT-LFO Item -2-
	Green	525nm±10nm		
	Blue	470nm±10nm		
Luminous Flux	Red	Min. 63 Lumen	5ea/Lot	According to DIGILITE Test Spec. HIOT-LFO Item -3-
	Green	Min. 98 Lumen		
	Blue	Min. 49 Lumen		
Angle Sensitivity at 50%		X= Min. 54°	5ea/Lot	According to DIGILITE Test Spec. HIOT-LFO Item -4-
		y= Min. 54°		

■ Mechanical Characteristics

Item		Rating	Measurement method
External Appearances		Accept / Reject	According to DIGILITE Test Spec. HIOT-LFA Item -1-
Dimensions	Length	1,000mm±3mm	According to DIGILITE Test Spec. HIOT-LFA Item -2-
	Diameter	25(27)mm±0.5mm	
	Wire length	1,000±30mm	
	Wire Stopper	10mm±3mm	
Weight		350g±10g	According to DIGILITE Test Spec. HIOT-LFA Item -3-

9. Reliability

■ Test Items and Results

Test Item	Test Method & Condition	Duration or Cycle	Number of Damaged
Temperature Cycle	-20°C ~ 25°C ~ 60°C ~ 25°C 30min 5min 30min 5min	10 Cycle	0/5
Moisture Resistance	25°C ~ 60°C ~ -10°C 90%RH Power 1 hour On, 1 hour Off	5 Cycle on each Ta.	0/5
Terminal Wire Strength	Load 20N (2Kgf) 10 ± 1 sec	1 Cycle	0/5
High Temperature Humidity Storage	Ta=60°C RH=90%	100hours	0/5
Low Temperature Storage	Ta=-25°C	100hours	0/5
Steady State Operating Life	Ta=25°C Vcc=24V	1000hours	0/5

■ Criteria for Judging The Damage

Test Item	Test Condition	Criteria for Judgement
Mechanical status	Ta=25°C	According to DIGILITE Test Spec. HIOT-LFA Item -1-, -2-, -3-
Power Dissipation	Vcc=24V, Ta=25°C	< Max. standard level × 1.1
Chromaticity Index X, Y	Vcc=24V, Ta=25°C	< Min. standard level × 0.8
Luminous Flux	Vcc=24V, Ta=25°C	> Min. standard level × 0.65
Angle Sensitivity at 50%	Vcc=24V, Ta=25°C	> Min. standard level × 0.9