

Member Resources Tip Sheet

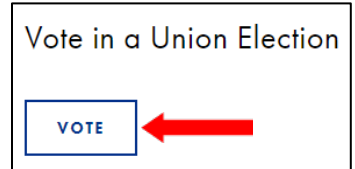
How to Vote on the eZone

Step 1: Go to the AFSCME Local 328 website (local328.org).



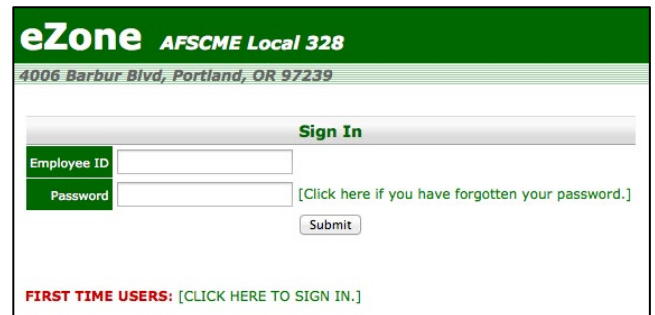
Step 2: Click on HELP in the header menu.

Step 3: Click on the VOTE button.

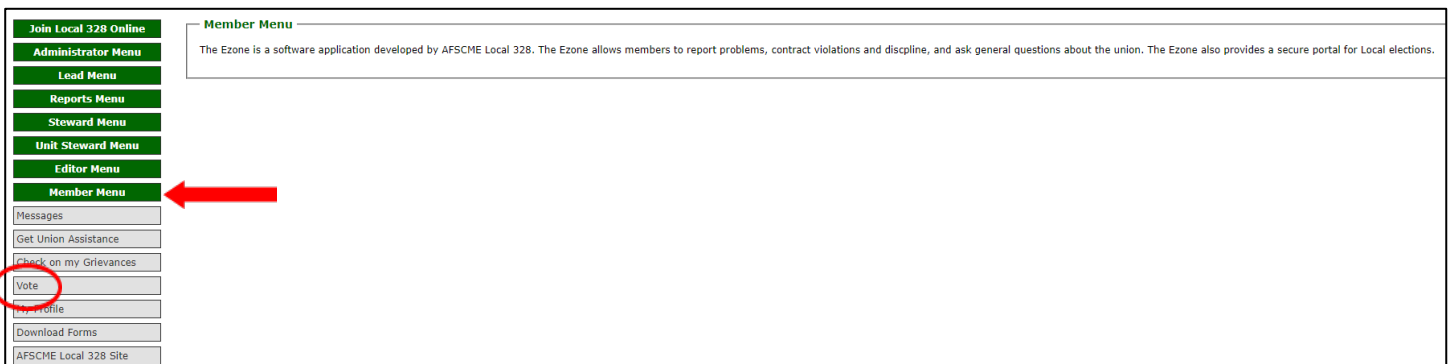


Step 4: Sign in using your OHSU employee ID number and your password for the eZone. If this is your first time to the site, click the link next to FIRST TIME USER.

If you have difficulty logging in, email datamaintenance@local328.org for assistance.



Step 5: Follow the prompts until you are logged in and reach the main menu screen. Under the Member Menu, select the “Vote” button. You may now cast your vote.



On Mobile Devices: Go to the AFSCME Local 328 website (local328.org) and click on the drop-down to reveal the menu. Click on HELP and proceed from **Step 3** above.

