

**Lockdown
Lowdown**



LockdownLowdown - what young people in Scotland are thinking about COVID-19

Key findings and data analysis

May 2020

By:

The Scottish Youth Parliament

YouthLink Scotland

Young Scot





Contents

LockdownLowdown – what young people in Scotland are thinking about COVID-19	2
Key Findings - Young people’s concerns regarding the impact of COVID-19	3
Key Findings - Access to information about coronavirus (COVID-19).....	4
Key Findings - The role of decision makers in relation to coronavirus (COVID-19)	5
LockdownLowdown – Survey Results	12
Rural/Urban Demographic Exploration	38
SIMD Demographic Exploration	53
Age Demographic Exploration	70
Gender Demographic Exploration	86
Education or Employment Status Demographic Exploration	102
Ethnicity Demographic Exploration	130
Demographic Data.....	148
Appendix 1: Local Authority Breakdowns.....	150



LockdownLowdown – what young people in Scotland are thinking about COVID-19

The Scottish Youth Parliament, YouthLink Scotland and Young Scot partnered to deliver LockdownLowdown – a survey of young people from across Scotland on their concerns about COVID-19. The survey took place from 3rd – 17th April 2020.

The survey results give a clear picture of what young people are currently worried about – and the impact it's having on their lives. We are sharing this information with stakeholders and encouraging them to use the insights to feed directly into policy design and service provision in response to the pandemic.

Following on from the initial survey, we are encouraging young people to keep submitting their concerns on a weekly survey on social media. This is helping to track the key issues. Young Scot is using this insight and tailor their digital information to ensure that young people have all the information they need. The information is also being used by youth workers to support their work, and by Members of the Scottish Youth Parliament to inform their advocacy activities.

- *"Young people need reassurance that their life opportunities are not at risk. Before the pandemic, we already knew that young people were battling a mental health epidemic, with rates of depression and anxiety skyrocketing. The findings from LockdownLowdown reveal that 40% are moderately to extremely concerned about their own mental wellbeing. With their democratic mandate, Members of the Scottish Youth Parliament will work with decision-makers for the benefit of young people's futures in the context COVID-19."* **Jack Dudgeon MSYP, Chair, Scottish Youth Parliament**
- *"The findings of the survey echo much of what we hear from youth workers across Scotland. Many young people are anxious about what life is like now and what it will be like post lockdown, and the impact of social isolation on their mental health and wellbeing. Youth workers will continue to find innovative ways to support young people through this uncertain time in their lives. It is not just the actions as a society we take now that will be crucial, young people deserve a commitment to the continuity of the services that support them post COVID-19."* **Tim Frew, CEO, YouthLink Scotland**
- *"It's no surprise that young people can feel overwhelmed or scared by everything they're hearing about COVID-19, and the results of LockdownLowdown give us vital insight into what they are experiencing right now. At Young Scot, we will not waver from our commitment to young people and will continue to work tirelessly to provide relevant and accessible daily digital information. This will ensure that young people have all the information they need to make informed decisions and choices during these unsettling times."* **Louise Macdonald OBE, CEO, Young Scot**



Key Findings - Young people's concerns regarding the impact of COVID-19

1. Over two fifths (42%) stated that they were *Extremely* or *Moderately concerned* about school, college and university closures. Respondents expressed more concern regarding exams and coursework, with around half (49%) stating that they were *Moderately* or *Extremely concerned*.
2. Of those who answered a question about their employment situation, over a third (36%) stated that they were *Moderately* or *Extremely concerned*.
3. Of those who answered a question about their financial situation, almost a third (30%) said that they are *Moderately* or *Extremely concerned*.
4. A quarter (25%) rated themselves as *Moderately* or *Extremely concerned* about their own physical wellbeing. However, two fifths (41%) said there are *Moderately* or *Extremely* concerned about the wellbeing of others.
5. This pattern was mirrored when respondents were asked about mental wellbeing. Almost two fifths (39%) stated that they felt *Moderately* or *Extremely concerned* about their own mental wellbeing. When asked about the mental wellbeing of others, 46% stated that they felt *Moderately* or *Extremely concerned* about the wellbeing of others.
6. When asked about the impact on their social relationships with family or friends, two fifths (40%) rated themselves as *Moderately* or *Somewhat concerned*.
7. When asked about their ability to access their rights as a young person, over half of the respondents (58%) stated that they had some concern over their rights.
8. When asked about their ability to look out for or care for others, almost a third (30%) rated themselves as *Moderately* or *Somewhat concerned*.



9. Almost two thirds of respondents (61%) stated that they were *Moderately* or *Extremely concerned* about the impact of coronavirus (COVID-19) on their future.
10. Respondents were asked to provide examples of any other issues that they may be concerned about regarding coronavirus. There were **872** responses which were categorised into 25 main themes. The most common themes were further educational, economic and social impacts, as well as referencing the practicalities of being in lockdown or social distancing. These main themes comprised of many secondary themes which have been explored in this report.

Key Findings - Access to information about coronavirus (COVID-19)

11. Respondents were asked if they knew how to access information about certain topics during the coronavirus outbreak. The topics that respondents were most confident in accessing information about were Information, advice and updates around lockdown (90% selected Yes), and Activities to do while inside (82% selected Yes).
12. Respondents were asked to provide examples of any other topics that they may like more information about. There were **550** responses which were categorised into 19 main themes. The most common themes were topics around education, updates around returning to normal or the future, and information and support for specific groups. These main themes comprised of many secondary themes which have been explored in this report.
13. The topics that respondents were least confident in accessing information about were Support for mental health and wellbeing (40% selected No) and Financial support that may be available to you (61% selected No).
14. Most respondents stated that they are able to access online services via a device at home (99%) and access to reliable broadband/data at home (96%).



Key Findings - The role of decision makers in relation to coronavirus (COVID-19)

15. Respondents were given a list of six types of decision maker and asked who they thought should be providing information around coronavirus. Most respondents (87%) stated that Politicians should be providing information around coronavirus. Over half of the respondents selected Teachers (55%) and around a third selected Youth workers (34%). The least commonly selected group was Young people (selected by 22%).

16. Respondents were asked to provide examples of actions that they would like to see decision makers take to tackle issues surrounding coronavirus.

There were **2,418** responses which were categorised into 40 main themes.

This report demonstrates the 20 most popular themes, the most prominent ensuring that information is clear, honest and from a reliable source.

Other themes included:

- Improvements to current impact on education
- Make current restrictions stricter
- Clarification of existing measures

These main themes comprised of many secondary themes which have been explored in this report.



Key Findings - Rural/Urban Demographic Exploration

1. Concerns around the impact of coronavirus were similar across the demographic groups, with all selecting the impact of coronavirus (COVID-19) on the future as their top concern. The second most concerning issue across the groups were exams or coursework, followed by concern over mental health (either their own or others).
2. Respondents were asked if they knew how to access information about certain topics during the coronavirus outbreak. The topics that respondents were most confident in accessing were Information, advice and updates around lockdown and Activities to do while inside. Those who identified as living in urban areas were slightly less confident than others in accessing information around How to help others during this time. Those who identified as living in rural areas were slightly less confident than others in accessing information around Financial support that may be available to you.
3. There were no significant differences between rural/urban demographic groups in access to an online device, reliable broadband or data at home.
4. Respondents were given a list of six types of decision maker and asked who they thought should be providing information around coronavirus. Respondents across all groups stated that Politicians should be providing information around coronavirus. The least commonly selected group was *Young people*.

Key Findings - SIMD Demographic Exploration

1. Concerns around the impact of coronavirus were similar across the demographic groups, with all selecting the impact of coronavirus (COVID-19) on the future as their top concern. The second most concerning issue differed across groups, with those in Quintile 1 selecting *Mental health and wellbeing of others*, Quintiles 2, 3 and 5 *Exams or coursework*, and Quintile 4 *Social relationships*.



2. Respondents were asked if they knew how to access information about certain topics during the coronavirus outbreak. The topics that respondents were most confident in accessing information about were Information, advice and updates around lockdown and Activities to do while inside.

Those in SIMD quintiles 2 and 3 were slightly less confident than others in accessing information around *Support for mental health and wellbeing*.

Respondents from quintile 3 were slightly less confident in accessing information around *Financial support that may be available to you*.

3. Respondents who lived in Quintiles 1, 2 and 5 were marginally less likely to have access to an online device, reliable broadband or data at home.
4. Respondents were given a list of six types of decision maker and asked who they thought should be providing information around coronavirus. All age groups selected Politicians as their main preference for who should be providing information around COVID-19, followed by *Teachers*. *Youth workers* were the third most commonly selected choice for respondents living in quintiles 1, 2 and 3. *Young people* was the least preferred option across all age groups.

Key Findings - Age Demographic Exploration

1. Concerns around the impact of coronavirus were similar across the demographic groups, with all selecting the impact of coronavirus (COVID-19) on the future as their top concern. The second most concerning issue differed across groups, with those aged 11 to 15 selecting *Social relationships*, 16 to 18 year olds *Exams or coursework*, and Over 18s *Mental health and wellbeing of others*.
2. Respondents were asked if they knew how to access information about certain topics during the coronavirus outbreak. The topics that respondents were most confident in accessing information about were Information, advice and updates around lockdown and Activities to do while inside. Those aged 16 and over were slightly less confident than others in accessing information around *Support for mental health and wellbeing*. Respondents aged 16 to 18 were less confident than



others in accessing information around *Activities to do while inside* and *How to help others during this time*. Those aged 18 and under were less confident than others in accessing information around *Financial support that may be available to you*.

3. Younger age groups were marginally less likely to have access to an online device, reliable broadband or data at home.
4. Respondents were given a list of six types of decision maker and asked who they thought should be providing information around coronavirus. All age groups selected *Politicians* as their main preference for who should be providing information around COVID-19. *Teachers* were the next most common respondents across groups except for over 18-year-olds who selected *Charities* as their second favourite option. *Youth workers* were selected more often by the youngest age group than the older ones. *Young people* was the least preferred option across all age groups.

Key Findings - Gender Demographic Exploration

1. Concerns around the impact of coronavirus were similar across the demographic groups, with all selecting the impact of coronavirus (COVID-19) on the future as their top concern.

There were no differences in concern between male and female respondents, with the second most concerning topic being *Exams or coursework*, followed by *Mental health and wellbeing of others*. The second most important issue for non-binary respondents after the future was personal mental health.

2. Respondents were asked if they knew how to access information about certain topics during the coronavirus outbreak. The topics that respondents were most confident in accessing information about were Information, advice and updates around lockdown and Activities to do while inside. Respondents who identified as non-binary were less confident in how to access information for all the topics when compared to male and female respondents.



3. Non-binary respondents were marginally less likely to have access to an online device, reliable broadband or data at home compared to male and female respondents.
4. Respondents were given a list of six types of decision maker and asked who they thought should be providing information around coronavirus. All gender groups selected Politicians as their main preference for who should be providing information around COVID-19. Teachers were the second preference for both male and female respondents whereas those who identified as non-binary selected Youth workers. Male and Non-binary respondents selected Charities more often than Female respondents. Young people was the least preferred option across all gender groups.

Key Findings - Education or Employment Status Demographic Exploration

1. Concerns around the impact of coronavirus were similar across the demographic groups, with all selecting the impact of coronavirus (COVID-19) on the future as their top concern. The second most concerning issue differed between educational/employment status. Those in school, college and part-time employment selected *Exams or coursework*, respondents in university and the unemployed selected *Mental health and wellbeing of others*, and those employed full-time selected *Physical health and wellbeing of others*. For those in an apprenticeship or training, the joint second most concerning issues were the physical and mental health of others.
2. Respondents were asked if they knew how to access information about certain topics during the coronavirus outbreak. The topics that respondents were most confident in accessing information about were Information, advice and updates around lockdown and Activities to do while inside.
3. Respondents in college, part-time employment and apprenticeship/training were less likely to have access to an online device, reliable broadband or data at home compared to other respondents.



4. Respondents were given a list of six types of decision maker and asked who they thought should be providing information around coronavirus. All groups selected *Politicians* as their main preference for who should be providing information around COVID-19. When looking at respondents in education, *Teachers* were the second preference for those in school and college whereas those in university selected *Charities*. *Young people* was the least commonly selected option across these three groups.

For respondents in part-time employment, *Teachers* were the second preference, whereas full-time respondents selected *Charities*. *Young people* was the least commonly selected option for both of these groups. For those who were unemployed, *Teachers* were the second most selected option and *Young people* the least. For those undertaking an apprenticeship or training, *Teachers* were the second most selected option and *Businesses* the least.

Key Findings - Ethnicity Demographic Exploration

1. Concerns around the impact of coronavirus were similar across the demographic groups, with all selecting the impact of coronavirus (COVID-19) on the future as their top concern, followed by *Exams or coursework*.

The third most concerning issue differed between groups, with White respondents selecting *Mental health and wellbeing of others*, Asian/Asian British *Physical health and wellbeing of others*, and Black/African/Caribbean/Black British and Mixed/Multiple ethnic groups *School, college and university closures*.

2. Respondents were asked if they knew how to access information about certain topics during the coronavirus outbreak. The topics that respondents were most confident in accessing information about were Information, advice and updates around lockdown and Activities to do while inside.

Respondents in mixed/multiple ethnic groups were less confident in accessing information around *Information, advice and updates around lockdown* than the other groups. Asian/Asian British respondents were less confident in accessing



information around *Activities to do while inside*, *Support for mental health and wellbeing* and *Financial support that may be available to you* than the other groups. There were no real differences between those who identified as White or Black, African, Caribbean or Black British when compared to the other groups.

3. There were no demographic differences between respondents in regard to accessing an online device at home. Asian/Asian British respondents were slightly less likely to have access to reliable broadband or data at home compared to other respondents.
4. Respondents were given a list of six types of decision maker and asked who they thought should be providing information around coronavirus. All groups selected *Politicians* as their main preference for who should be providing information around COVID-19. White and Asian/Asian British respondents selected *Businesses* more often than the other ethnic groups, whose third choices were *Charities*. *Young people* was the least preferred option across all demographic groups.



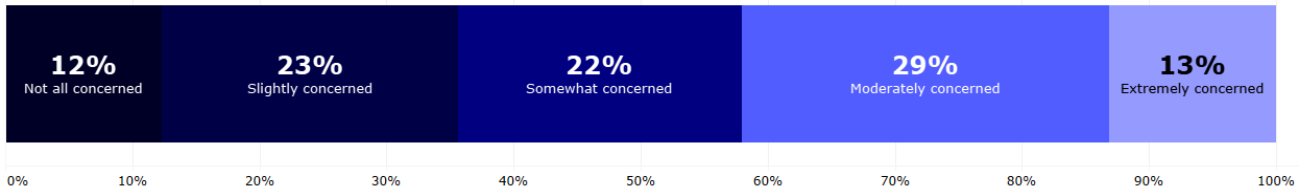
LockdownLowdown – Survey Results

The survey received **2,421** completed responses. Respondents were given a list of twelve issues that may be worrying them during this time and were asked to rate their level of concern.

Educational impacts

How are you feeling about school, college and university closures?

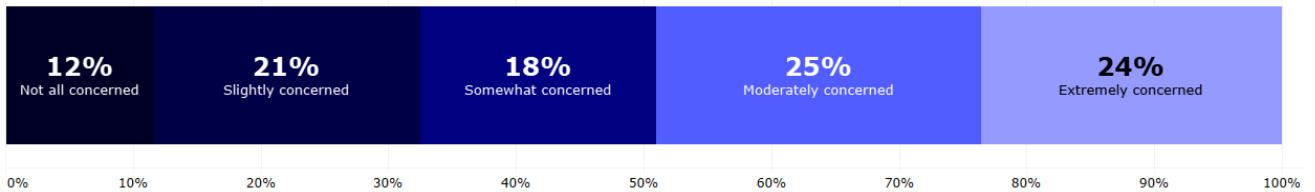
Almost two fifths stated that they were *Extremely* or *Moderately* concerned.



104 survey respondents selected *This question does not apply to me.*

How are you feeling about any exams or coursework you may have?

Respondents expressed more concern regarding exams and coursework, with around half stating that they were *Moderately* or *Extremely* concerned.



490 survey respondents selected *This question does not apply to me.*

Lockdown Lowdown

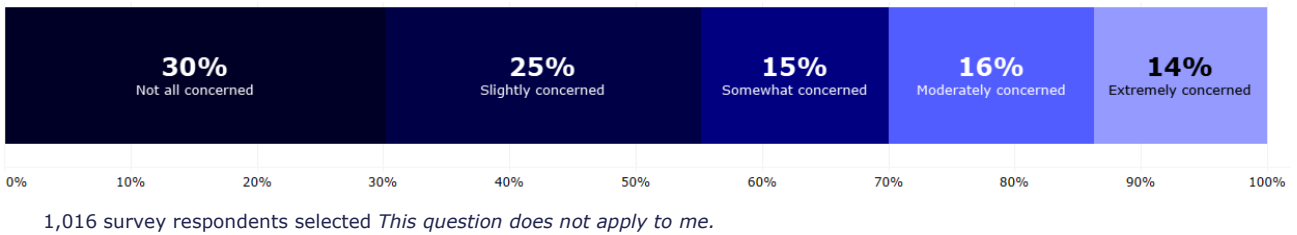


Employment and financial impacts

How are you feeling about your employment situation? This question was applicable to just under half of the survey respondents. Over a third were *Moderately* or *Extremely concerned*.

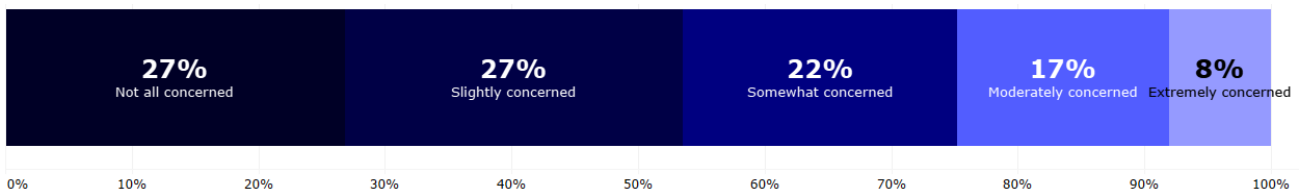


How are you feeling about your financial situation? This question was applicable to over half of the survey respondents. Almost a third said that they are *Moderately* or *Extremely concerned*.



Health and wellbeing impacts

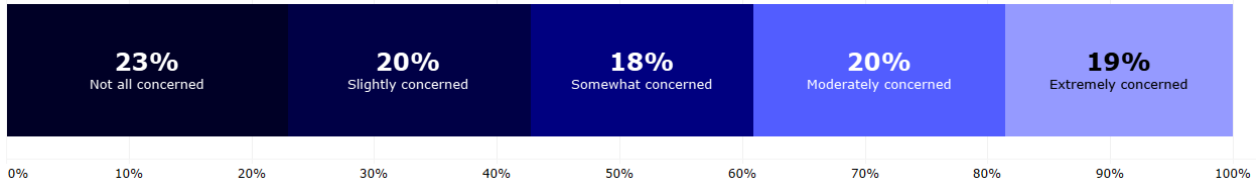
How are you feeling about your physical wellbeing? A quarter rated themselves as *Moderately* or *Extremely concerned*.



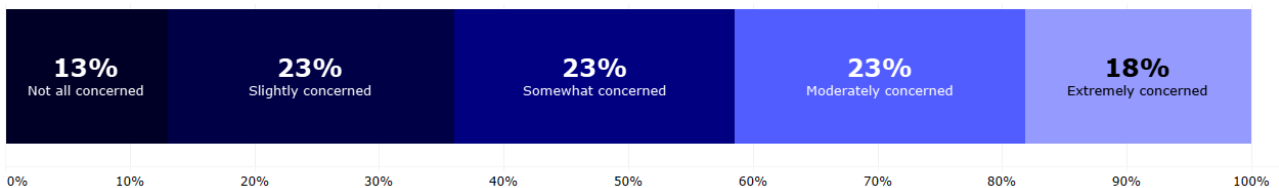
Lockdown Lowdown



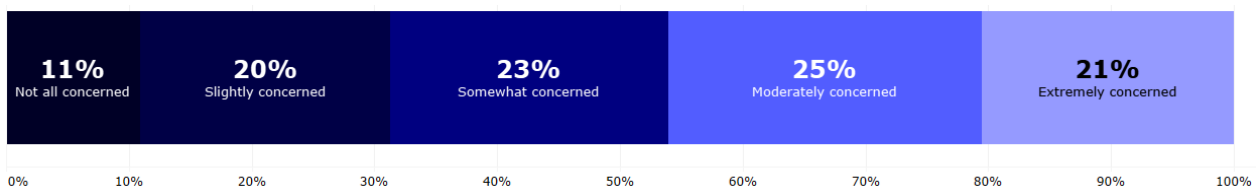
How are you feeling about your mental wellbeing? Almost two fifths of respondents stated that they felt *Moderately* or *Extremely concerned*.



How are you feeling about the physical wellbeing of others (e.g. family or friends)? Responses to this question were also mixed, with most respondents selecting *Slightly*, *Somewhat* or *Moderately concerned*.

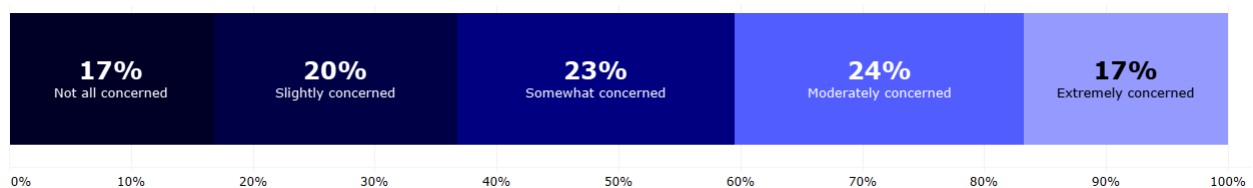


How are you feeling about the mental wellbeing of others (e.g. family or friends)? The most commonly selected responses were *Moderately* and *Somewhat concerned*. Around a fifth of respondents stated that they were *Extremely concerned*.



Social impact

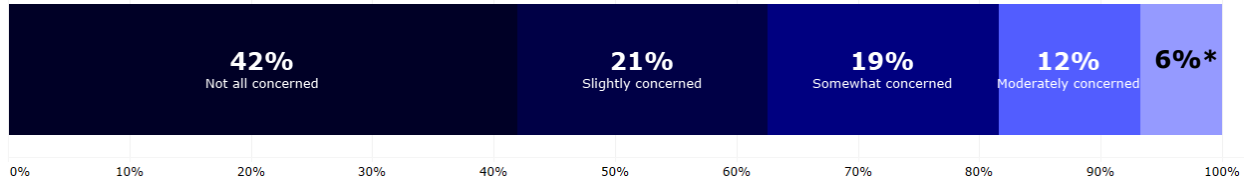
How are you feeling about the impact on your social relationships with family or friends? Around two fifths rated themselves as *Moderately* or *Somewhat concerned*.





Impact on young people's rights

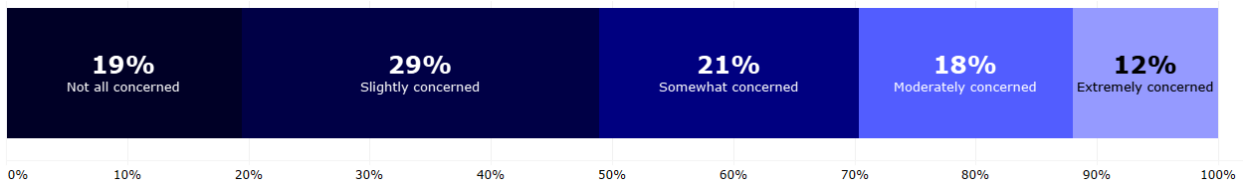
How are you feeling about your ability to access your rights as a young person?
Over half of respondents stated that they had some concern over their rights.



*Extremely concerned

Impact on caring for others

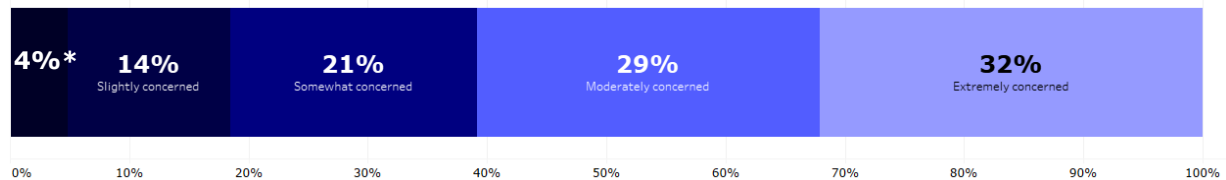
How are you feeling about your ability to look out for/care for others? The most common response was *Slightly concerned*.



510 survey respondents selected *This question does not apply to me*.

Impact on the future

How are you feeling about the impact of coronavirus (COVID-19) on the future?
Almost two thirds stated that they were *Moderately* or *Extremely concerned*.

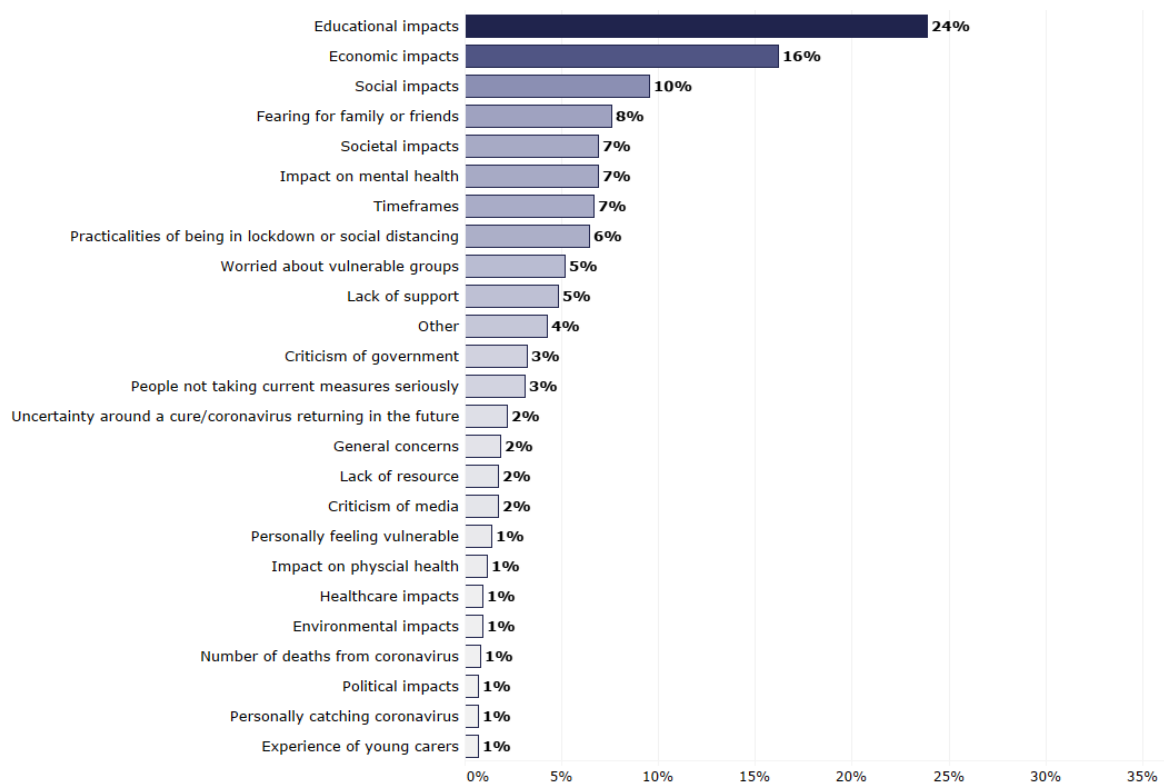


*Not all concerned



Other issues that young people are concerned about regarding coronavirus (COVID-19)

There were **872** suggestions freely typed by respondents. These responses were categorised into 25 main themes, demonstrated below.



197 respondents typed a variation of *No* or *Nothing*. There were 27 responses that were classified as non-applicable.

These main themes were made of several themes each. These are explored in the following tables.

Educational impacts

Secondary themes	Responses
Impact on education (schools)	123
Impact on education (further education)	70
Transitioning to further education	8
Transitioning from primary to secondary school	5
Impact on international students	2



Economic impacts

Secondary themes	Responses
Impact on economy or financial future	70
Impact on employment	43
Impact on housing situation	15
Impact on local businesses	10
Impact on events, hospitality and tourism industries	3

Social impacts

Secondary themes	Responses
Ability to regularly see family and friends	38
Impact on extracurricular activities	16
Impact on friendships	7
Missing out on entertainment or events	4
Ability to visit parents if they are separated	3
Family does not live in UK	3
Impact on family dynamic	3
Impact on relationship	3
Racism	3
Ability to see loved ones in palliative care	2
Impact on church	1

Fearing for family or friends

Secondary themes	Responses
Family or friends catching coronavirus	40
Family or friends experiencing poor mental health	8
Underlying health conditions (relative)	8
Relative is a key worker	4
Family or friends experiencing poor physical health	3
Risking family's health as a key worker	2
Relative is stranded abroad	1



Societal impacts

Secondary themes	Responses
How life will get back to normal after coronavirus	37
Society may change	10
Lack of freedom or human rights	7
Potential for mass hysteria or rioting	4
Potential for increase in crime	2

Impact on mental health

Secondary themes	Responses
Poor mental health	57
Key workers experiencing poor mental health	3

Timeframes

Secondary themes	Responses
How long coronavirus will be around for	24
Lockdown being lifted too soon	17
How long lockdown will last	16
Speed that coronavirus is spreading	1

Practicalities of being in lockdown or social distancing

Secondary themes	Responses
Having to move to online learning or working	20
Ability to access essential goods	16
Boredom	6
Lack of routine	6
Ability to attend funerals of loved ones	2
Lack of green spaces in cities for exercise	2
Ability to go the shops for non-essential items	1
Living with others during this time	1
Losing Wifi	1
Unable to help with shopping	1



Worried about vulnerable groups

Secondary themes	Responses
Disabled or vulnerable people not receiving adequate support	21
People who are isolated more than others	9
Homeless people	7
People who are in unsafe domestic situations	6
Lack of support for care experienced young people	1
Not focusing on minorities	1

Lack of support

Secondary themes	Responses
Lack of mental health support	18
Lack of communication from SQA	4
Lack of funding for students	4
Lack of support for graduates	4
Lack of consistency in university policies	3
Lack of financial help for those who cannot work	3
Lack of information or advice	3
Ability to access youth workers	2
Not seen as having a critical condition	1

Criticism of government

Secondary themes	Responses
Lack of trust in politicians or government	19
Lockdown is an extreme reaction	6
Government needs to be stricter	3



People not taking current measures seriously

Secondary themes	Responses
Social distancing not being taken seriously	20
Lack of public understanding of severity	2
Older generations taking coronavirus less seriously than younger	2
People buying non-essential items	2
People believing the virus is not real	1

Uncertainty around cure for or coronavirus returning in the future

Secondary themes	Responses
Coronavirus coming back in the future	14
If there will be a cure	5

General concerns

Secondary themes	Responses
Impact on future (general)	13
The safety measures (general)	2
Generally concerned	1

Lack of resource

Secondary themes	Responses
Lack of PPE	8
Lack of testing	6
Lack of medical equipment	1

Criticism of media

Secondary themes	Responses
Misinformation or fake news	7
Lack of trust in the media	4
Media increasing panic and anxiety	4



Personally feeling vulnerable

Secondary themes	Responses
Underlying health conditions (individual)	6
Living in an abusive situation	2
Having a baby during this time	1
Likelihood of catching it in a small place	1
Living alone	1
Stranded abroad	1

Impact on physical health

Secondary themes	Responses
Poor physical health	10

Environmental impacts

Secondary themes	Responses
Impact on environment	8

Healthcare impacts

Secondary themes	Responses
Impact on other healthcare areas	3
Strain on NHS	3
NHS funding will still be cut when this passes	2

Number of deaths from coronavirus

Secondary themes	Responses
Number of deaths from coronavirus	7

Experience of young carers

Secondary themes	Responses
Practicalities of being a young carer	5
Discrimination against young carers	1



Personally catching coronavirus

Secondary themes	Responses
Personally catching coronavirus	6

Political impacts

Secondary themes	Responses
Politicians will take advantage of the situation	4
Impact on Brexit	1
Laws that will be changed	1

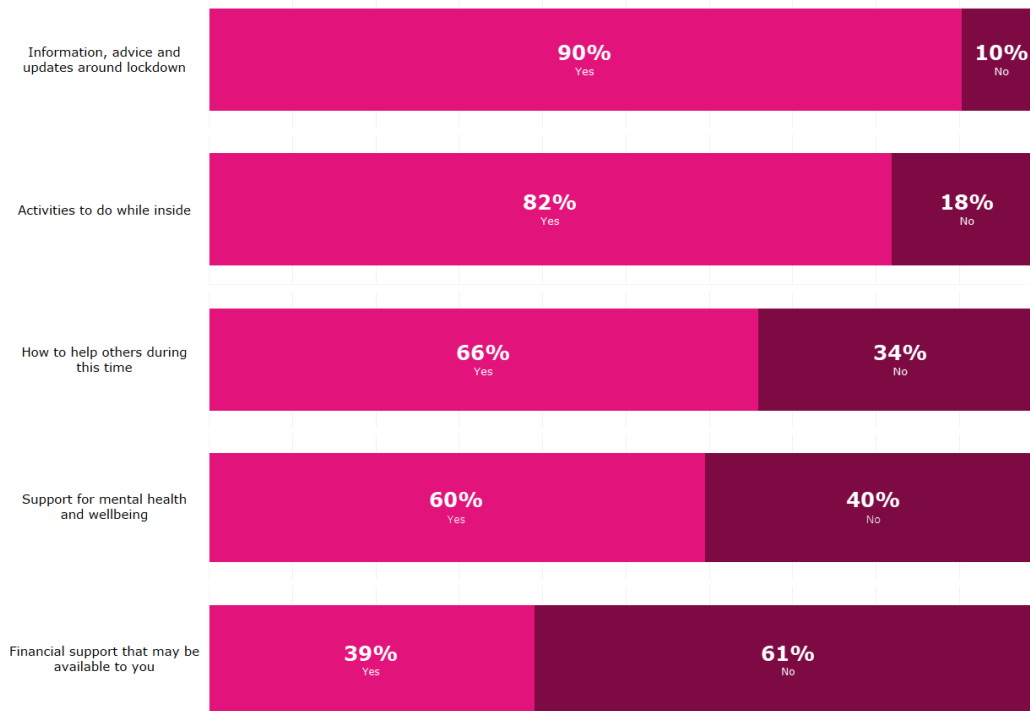
Other

Secondary themes	Responses
Worrying about others (general)	5
Ability to see animals that do not live in the house	3
Impact on learning to drive	3
Lack of volunteering opportunities for young people	3
Older generations judging young people's behaviour	3
Animals getting coronavirus	2
Impact on charities	2
Impact on travelling abroad	2
Being judged by others if going outside	1
Comment on survey	1
Consumption of alcohol and cigarettes	1
Feeling unsafe when in public	1
Impact on other countries	1
Impact on the arts	1
Leaders catching coronavirus	1
Loss of achievements	1
Origins of coronavirus	1
People making a profit from the situation	1
Rise of scams	1
Trialling letting young people back outside	1
Unable to celebrate end of school	1
Worried about other viruses	1



Access to information about coronavirus (COVID-19)

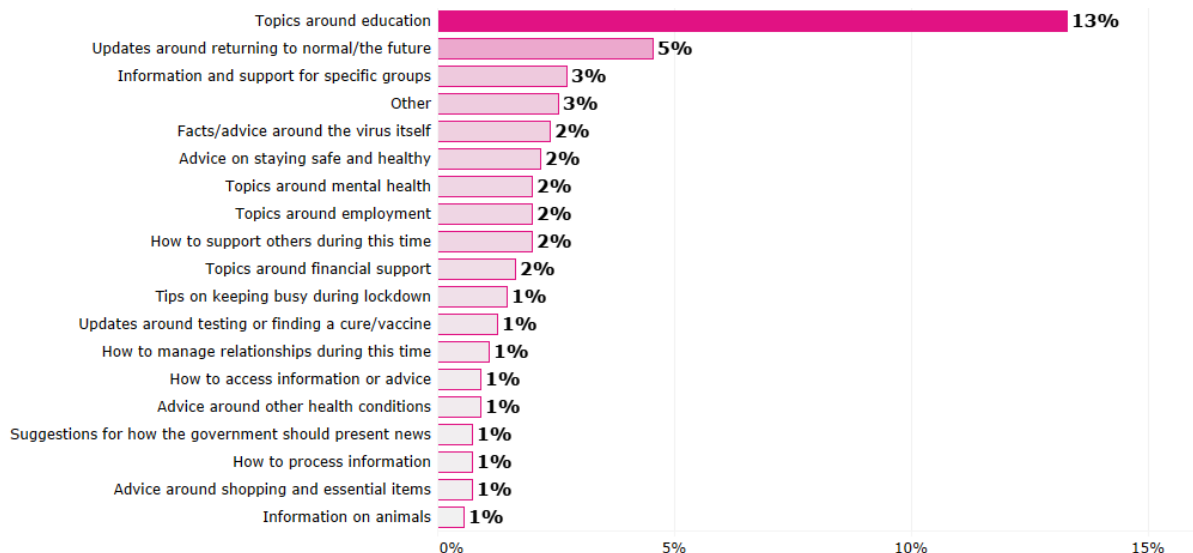
If you wanted to access information about the topics below during the coronavirus (COVID-19) outbreak, do you know how to do that? The topics that respondents were most confident in accessing information about were *Information, advice and updates around lockdown* and *Activities to do while inside*. The topics that respondents were least confident in accessing information about were *Support for mental health and wellbeing* and *Financial support that may be available to you*.





Are there any other issues that you are currently worried or concerned about regarding coronavirus (COVID-19)? There were **550** suggestions freely typed by respondents.

These responses were categorised into 19 main themes, demonstrated below.



312 respondents typed a variation of *No* or *Nothing*. There were 25 responses that were classified as non-applicable. Four respondents typed a variation of *Don't know/not sure*.

These main themes were made of several themes each. These are explored in the following tables.

Topics around education

Secondary themes	Responses
Impact on education (schools)	30
Impact on exams or coursework	27
Advice for home schooling	5
Impact on education (further education)	4
Impact on transitioning to further education	3
Advice for those with children out of school	1
How to study new courses	1
Support for those struggling with homeschooling	1
Support for University students	1



Updates around returning to normal/the future

Secondary themes	Responses
Timeframes around lockdown	10
Timeframe for when things will get back to normal	5
Updates on extracurricular activities or events	4
Impact on the future (general)	3
How things will get back to normal	1
How to prepare for a future after coronavirus	1
Impact on future holidays	1

Information and support for specific groups

Secondary themes	Responses
Support for young carers	5
Support for NHS and frontline workers	2
Support for those with additional support needs or disabilities	2
Information for carers	1
Information for children whose parents are separated	1
Information for learner drivers	1
Support for homeless people	1
Support for those in lockdown in unsafe domestic situations	1
Support for young people living with vulnerable adults	1

Facts/advice around the virus itself

Secondary themes	Responses
Information on the progression of the virus	4
How to cope if you or someone you know catches coronavirus	3
Clear list of symptoms	1
How long the virus lives on surfaces	1



How serious the virus is	1
Information about what happens after you have recovered from coronavirus	1
Information around who can catch coronavirus	1
The origin or cause of the virus	1

Advice on staying safe and healthy

Secondary themes	Responses
Advice on how to stay healthy	4
Advice on use of safety equipment	3
Advice for accessing outdoor spaces	2
How to stay safe	2
How to ensure good hygiene	1

How to support others during this time

Secondary themes	Responses
How to support others (general)	3
How to support those with additional support needs or disabilities	2
Volunteering opportunities for young people	2
How to help the NHS	1
How to support parents	1
How to support the elderly	1
Where funding is needed	1

Topics around employment

Secondary themes	Responses
Impact on employment	9
Job opportunities	2



Topics around mental health

Secondary themes	Responses
Impact on mental health	6
Signposting for mental health support	5

Topics around financial support

Secondary themes	Responses
Impact on finances	4
Information around the furlough scheme	3
Impact on student funding	2

Topics on keeping busy during lockdown

Secondary themes	Responses
How to keep busy during lockdown	5
How to keep a routine or motivated	3

Updates around testing or finding a cure/vaccine

Secondary themes	Responses
Updates on a cure or vaccine	5
Updates on testing	2

How to manage relationships during this time

Secondary themes	Responses
Advice for sustaining relationships	3
Advice for getting on with your family or the people you live with	1
Advice for those living with step-parents	1
Which apps help you to see people online	1

Advice around other health conditions

Secondary themes	Responses
What to do if you are unwell with something that is not coronavirus	3



Advice for managing underlying conditions	1
Pregnancy crisis service	1

How to access online information

Secondary themes	Responses
Advice for people without access to online resources	4
How to access online information	1

How to process information

Secondary themes	Responses
How to ensure information is reliable	3
Avoiding information overload	1

Advice around shopping and essential items

Secondary themes	Responses
Updates on stock and restrictions on essential items	3
Advice on going shopping	1

Suggestions for how the government should present news

Secondary themes	Responses
Clarity and transparency	2
Positive news	2

Information on animals

Secondary themes	Responses
Information on animals	3

Other

Secondary themes	Responses
Access to Wifi	1
Advice for renters	1
Advice from peers	1

Lockdown Lowdown



Advice on social media etiquette	1
How to communicate with the government	1
How to report someone who is ignoring current safety measures	1
Impact on housing	1
Impact on politics	1
Impact on your rights	1
Information on 5G	1
Information on unions	1
Questioning the situation	1
The impact on teachers	1
Why there are restrictions on youth work	1

Do you have access to a device at home that you can look at online services?¹

Most respondents stated that they can access online services via a device at home.



Do you have access to reliable broadband/data at home?²

Most respondents stated that they have access to reliable broadband or data at home.

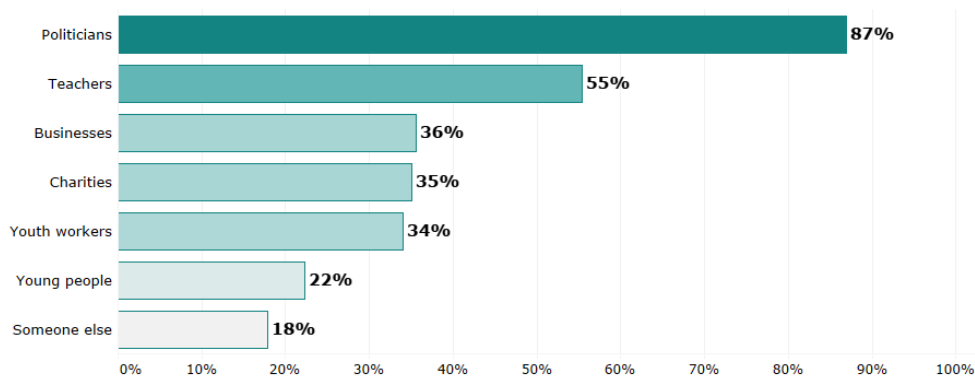


¹ This survey was only available online. Therefore, the response to this question may not be representative of all young people's experiences.
² See comment above.



The role of decision makers in relation to coronavirus (COVID-19)

Who do you think should be providing information surrounding coronavirus (COVID-19)? Most respondents stated that *Politicians* should be providing information around coronavirus. Over half of the respondents selected *Teachers*, and around a third selected *Youth workers*. The least commonly selected group was *Young people*.



This question was multiple choice, therefore the percentage will not total 100%.

Of the **433** respondents who selected *Someone else*, **408** provided a typed suggestion (summarised below).

Suggestion	% of responses	Suggestion	% of responses
Health or medical professionals	43%	Anyone with access to the correct information	3%
Scientists or researchers	14%	Educational bodies**	3%
Parents or carers	13%	World Health Organisation	2%
Media	11%	Experts (general)	2%
Government*	9%	Police	1%
Other	7%	Politicians	1%
Everyone	4%		

Three respondents typed *Don't know or not sure*. Eleven respondents made suggestions that were classified as non-applicable.

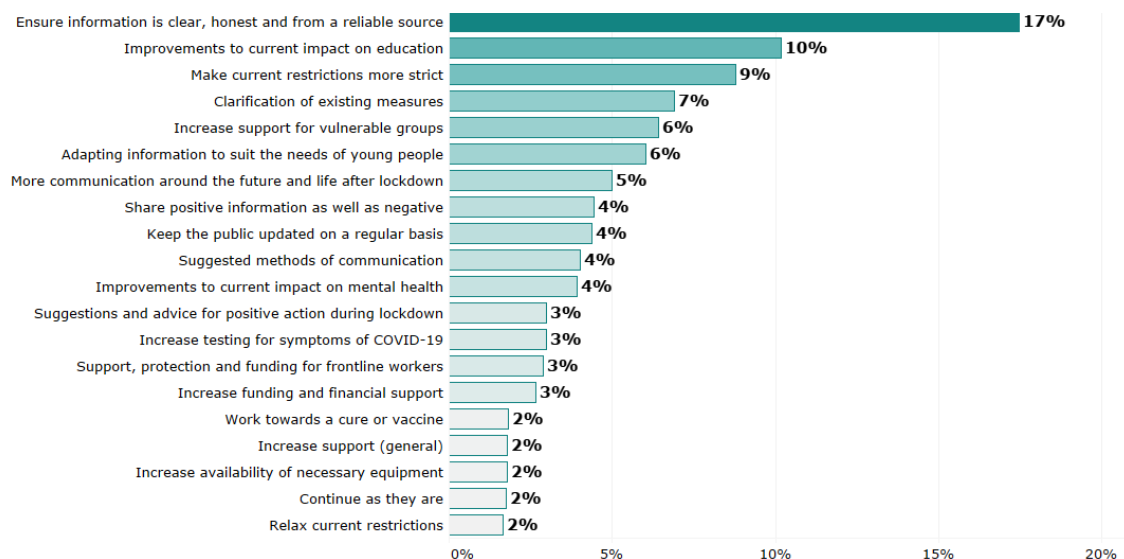
*This group included respondents who specified *Government (wider)*, *Local government bodies* and *Scottish Youth Parliament*.

**This group included *Universities or colleges* and *Scottish Qualifications Authority (SQA)*.



What actions would you like to see decision makers (such as those listed above) take to tackle issues surrounding coronavirus (COVID-19)?

There were **2,418** suggestions freely typed by respondents. These responses were categorised into 40 main themes. Below demonstrates the 20 most common themes.



These main themes were made of several themes each. These are explored in the following tables.

Ensure information is clear, honest and from a reliable source

Secondary themes	Responses
Clarity and honesty about the reality of the situation	213
More information or advice (general)	100
Stop misinformation or fake news	37
Ensure that the information provided is correct and reliable	35
Communication around the severity of the issue	32
Share the underlying data that decisions are based on	5



Improvements to current impact on education

Secondary themes	Responses
Official communication around education and qualifications	158
Teachers to regularly check in with pupils	38
More structured schoolwork	24
Schools to stop overloading pupils with work	10
Clarification of SQA statements	8
Create dedicated space to complete schoolwork or exams in school	5
Provide pupils with resources to help at-home learning	2
Protect young people's education	1

Make current restrictions more strict

Secondary themes	Responses
Make lockdown stricter	140
Punishments for those not following social distancing or lockdown rules	50
Stop all non-essential work	7
Ensure people are only shopping for essentials	6
Ban international flights	4
Ensure supermarkets are acting consistently	2
Ban all public transport	1
Get permission to go to A&E	1
Only allow adults to leave the house	1

Clarification of existing measures

Secondary themes	Responses
Clarify and enforce social distancing or lockdown rules	161
Share the list of essential jobs and key workers	6



Increase support for vulnerable groups

Secondary themes	Responses
Support for vulnerable people (general)	37
Support for students	17
Support for young people (general)	12
Support for renters and homeowners	10
Support for the homeless	8
Support for the elderly	7
Support or young people with a difficult or abusive home life	7
Support young people in education	7
Support for people in isolation	5
Support for small businesses	5
Support for young people with additional support needs or disabilities	5
Provide alternative access to youth workers	4
Support for young carers	4
Support for care experienced young people	3
Support for farmers	3
Support for people on zero hours contracts	3
Support for those at risk of contracting the virus	3
Support for those working at home	3
Support for children of key workers and volunteers	2
Support for those outside the UK	2
Support for those who are still working non-essential jobs	2
Support for addicts	1
Support for care homes	1
Support for young people transitioning from primary to secondary school	1
Support for young people transitioning out of secondary school	1
Support minorities	1
Support youth workers	1



Adapting information to suit the needs of young people

Secondary themes	Responses
Clear information on topics around coronavirus for young people	91
Listen and engage with young people	47
Peer advocacy or support	7
Communication from members of SYP	1

Share positive information as well as negative

Secondary themes	Responses
Encouragement and reassurance	44
Less scaremongering	31
More positivity	21
Emphasise recovery rate	11

Keep the public updated on a regular basis

Secondary themes	Responses
Make updates frequent and regular	106

Suggested methods of communication

Secondary themes	Responses
Social media	24
Emails	18
Letters	11
Advertising	9
Use a variety of media	8
Leaflets	5
Posters	4
Texts	4
TV or radio broadcasting	4
Websites	4
Newsletters	3



Class talks	1
Forum discussions	1
Podcast	1

Improvements to current impact on mental health

Secondary themes	Responses
Support for those with mental health issues	47
Information around mental health provision	33
Signposting to relevant support networks	11
Increase suicide prevention measures	2
Helpline for general support	1
Helplines for those feeling isolated	1

Suggestions and advice for positive action during lockdown

Secondary themes	Responses
Suggestions for ways to keep busy during lockdown	34
Suggestions on how young people can help	19
Advice on keeping fit and healthy during lockdown	7
People supporting each other	6
Advice on keeping a routine	3
Ideas of ways to keep people together while social distancing	2
Make entertainment services free of charge	1

Increase testing for symptoms of COVID-19

Secondary themes	Responses
Widespread testing	54
Testing for key workers and volunteers	9
Antibody testing	5
Physical check ups	2
Regular temperature testing	2



Support, protection and funding for frontline workers

Secondary themes	Responses
Support for key workers and volunteers	33
Protect or increase funding towards the NHS	32
Extend visas for foreign key workers	2
More hospitals	2
Assurance that young people are key workers	1

Increase funding and financial support

Secondary themes	Responses
Support for those financially struggling	46
Introduce Universal Basic Income	5
Donations and support from businesses	3
Increase access to Universal Credit	3
Increase funding for charities	2
More money (general)	2
Donations from richer people	1
Funding for the arts	1
More funding (general)	1

Work towards a cure or vaccine

Secondary themes	Responses
Find a cure or create vaccine	42
Global funding for a cure	2

Increase availability of necessary equipment

Secondary themes	Responses
Increase availability of PPE	38
Increase hospital beds	3
More ventilators	2



Increase support (general)

Secondary themes	Responses
More support (general)	39
More online support	3
Demonstrate how they will provide support	1

Continue as they are

Secondary themes	Responses
Continue as they are	42

Relax current restrictions

Secondary themes	Responses
Relax lockdown to be able to see family and friends	10
Re-open schools	8
Stop lockdown	6
Allow ability to exercise outside for as long as possible	3
Relax closure of businesses	2
Relax policing	2
Discourage public policing	2
Make exception for visiting a relative in palliative care	1
Relax lockdown for those with additional support needs or disabilities	1
Relax lockdown to do extracurricular activities	1
Relax restrictions for religious gatherings	1
Relax restrictions for those living in the countryside	1
Relax restrictions for using your own forms of transport	1
Release prisoners	1



Rural/Urban Demographic Exploration

As part of the survey, respondents were asked to voluntarily provide their postcode in order to look at geographical split. Out of the total respondents, **1,774** provided a postcode that was able to be mapped against the SIMD20 rural/urban classification data.³

Using this classification, there were:

- **399** respondents who identified as living in rural areas
- **213** respondents who identified as living in towns
- **1,162** respondents who identified as living in urban areas

The table below demonstrates the breakdown of respondents accordingly:

Usage in Report	SIMD20 Classification	Respondents
Rural	Accessible Rural	165
	Remote Rural	234
Towns	Accessible Small Towns	105
	Remote Small Towns	108
Urban	Large Urban Areas	604
	Other Urban Areas	558

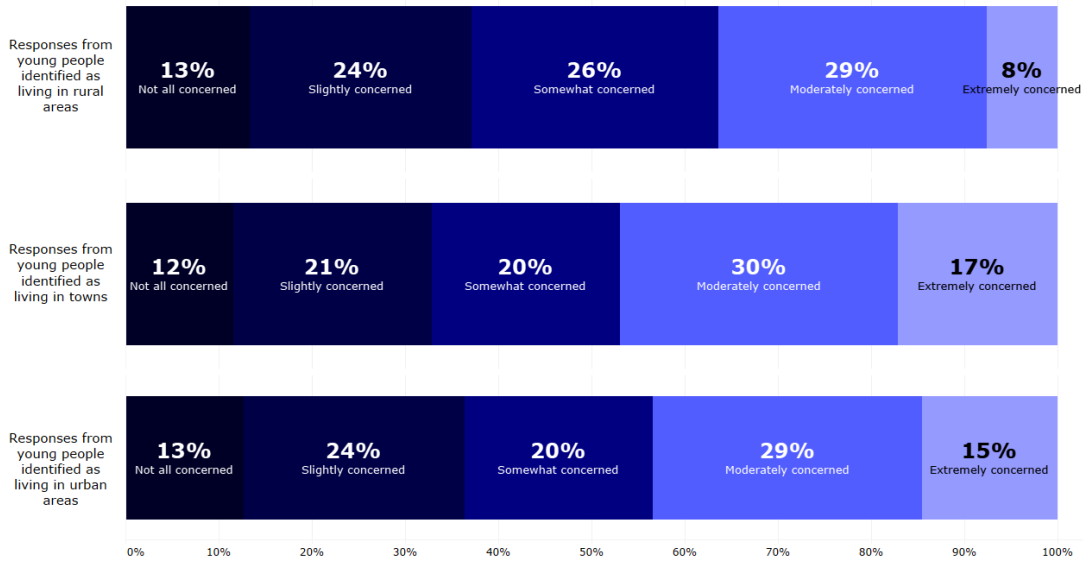
The following results will explore the differences in response between those living in rural areas, towns and urban areas.

³ Mapping using the *Scottish Index of Multiple Deprivation 2020v2 postcode lookup* and *Scottish Index of Multiple Deprivation 2020v2 data zone lookup* files, both accessible via <https://www.gov.scot/collections/scottish-index-of-multiple-deprivation-2020/#tools>



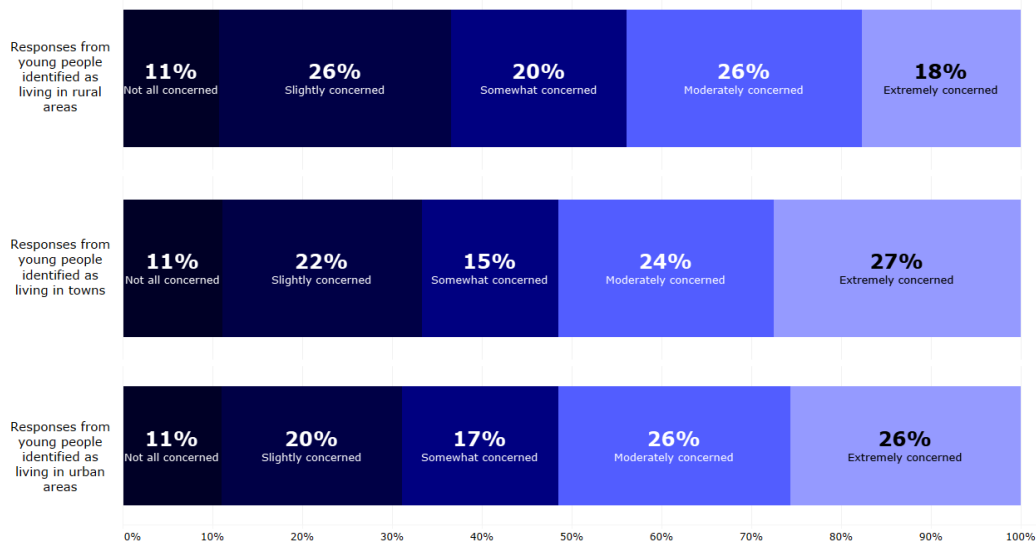
Educational impacts

How are you feeling about school, college and university closures? Levels of concern were highest for those living in towns, with almost half stating that they were *Extremely* or *Moderately* concerned.



69 survey respondents selected *This question does not apply to me*.

How are you feeling about any exams or coursework you may have? Responses were similar across all demographics, with 89% reporting concern in each group. This issue was slightly more concerning for those living in towns and urban areas, with over half selecting *Moderately* or *Extremely* concerned.

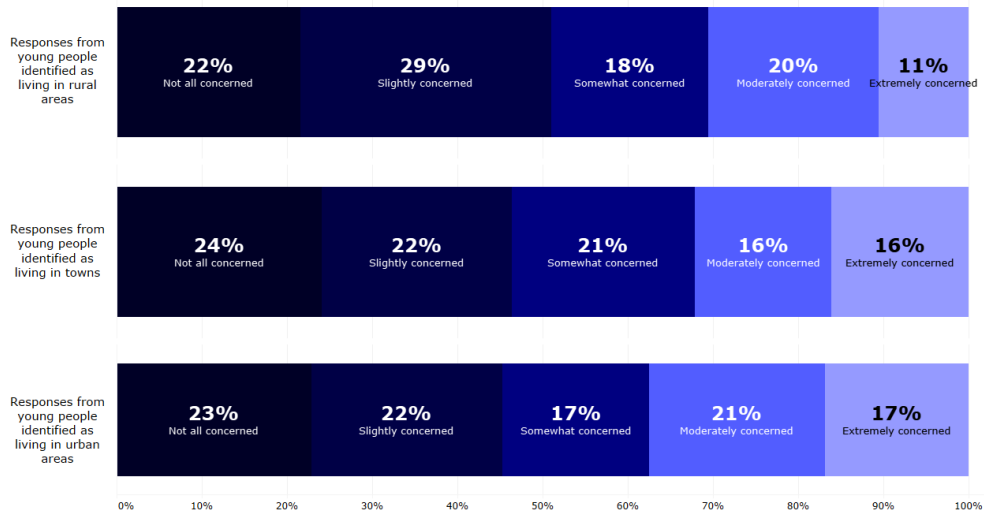


367 survey respondents selected *This question does not apply to me*.



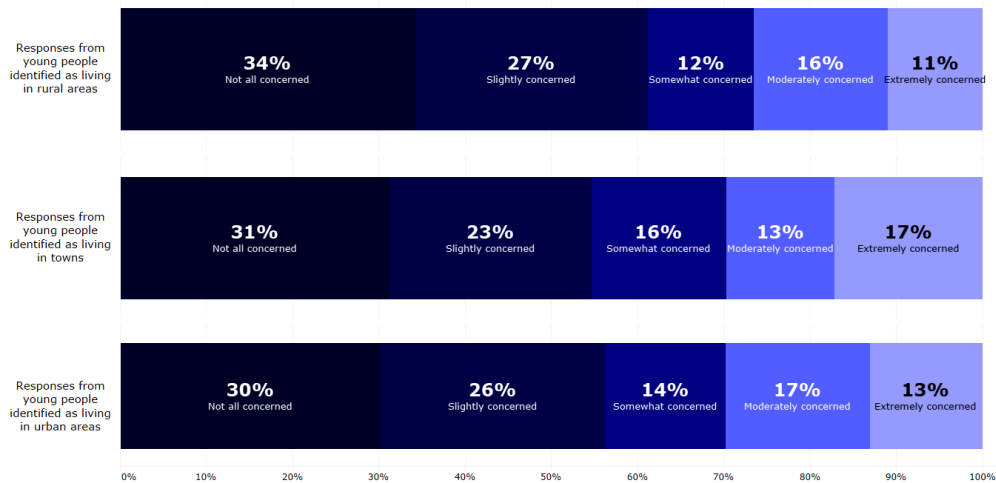
Employment and financial impacts

How are you feeling about your employment situation? This question was applicable to just under half of the survey respondents. Overall concern was similar across all demographics, with around a quarter reporting concern in each group. This issue was slightly more concerning for those living in urban areas, with almost two fifths selecting *Moderately* or *Extremely concerned*.



957 survey respondents selected *This question does not apply to me*.

How are you feeling about your financial situation? This question was applicable to over half of the survey respondents. Results were similar across all groups, with around 30% selecting *Moderately* or *Extremely concerned*. Conversely, over 30% were *Not at all concerned* across all groups.



758 survey respondents selected *This question does not apply to me*.



Health and wellbeing impacts

How are you feeling about your physical wellbeing? This issue was slightly more concerning for those living in towns and urban areas than rural areas. A third living in towns and around a quarter living in urban areas selected *Moderately* or *Extremely concerned*.



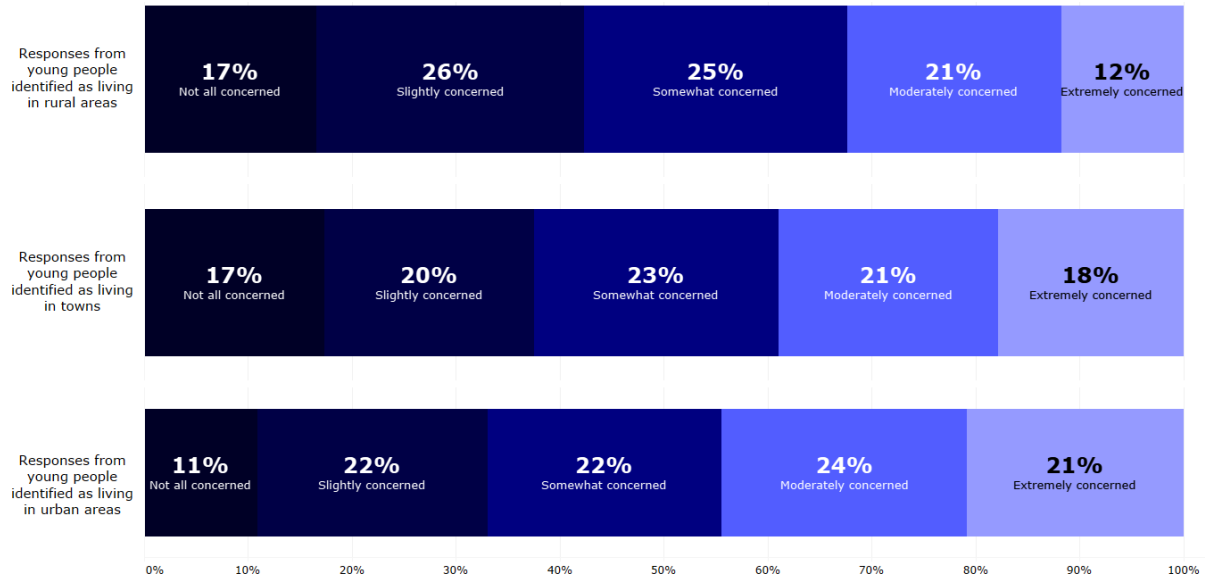
*Extremely concerned

How are you feeling about your mental wellbeing? This issue was most concerning for those living in towns, with almost half stating that they were *Moderately* or *Extremely concerned*. Two fifths in urban areas and 36% in rural areas selected *Moderately* or *Extremely concerned*.

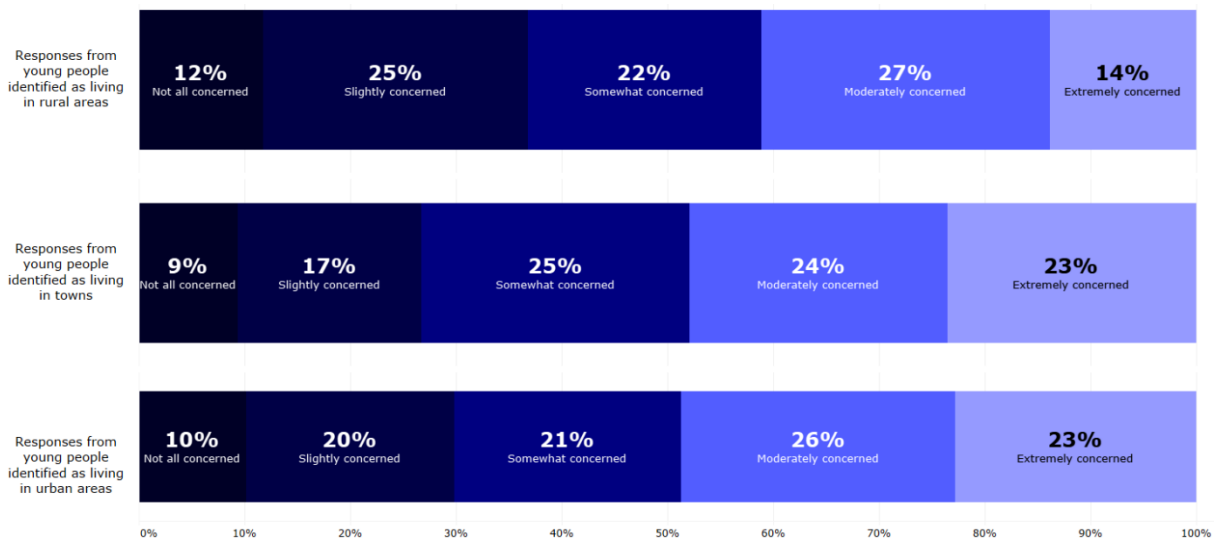




How are you feeling about the physical wellbeing of others (e.g. family or friends)? This issue was most concerning for those living in urban areas, with 45% stating that they were Moderately or Extremely concerned. Around two fifths in towns and a third in rural areas selected Moderately or Extremely concerned.



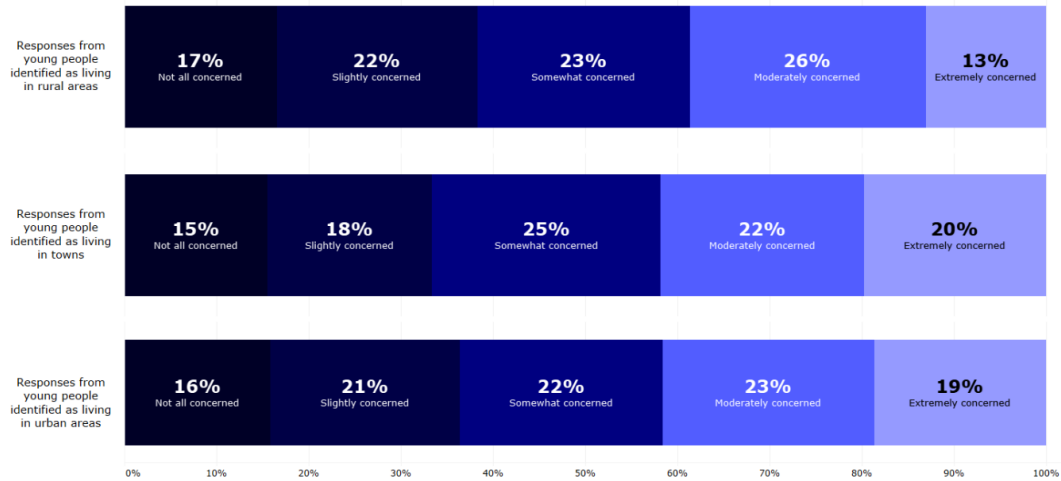
How are you feeling about the mental wellbeing of others (e.g. family or friends)? Levels of concern were highest for those living in towns and urban areas, with almost half stating that they were *Extremely* or *Moderately* concerned.





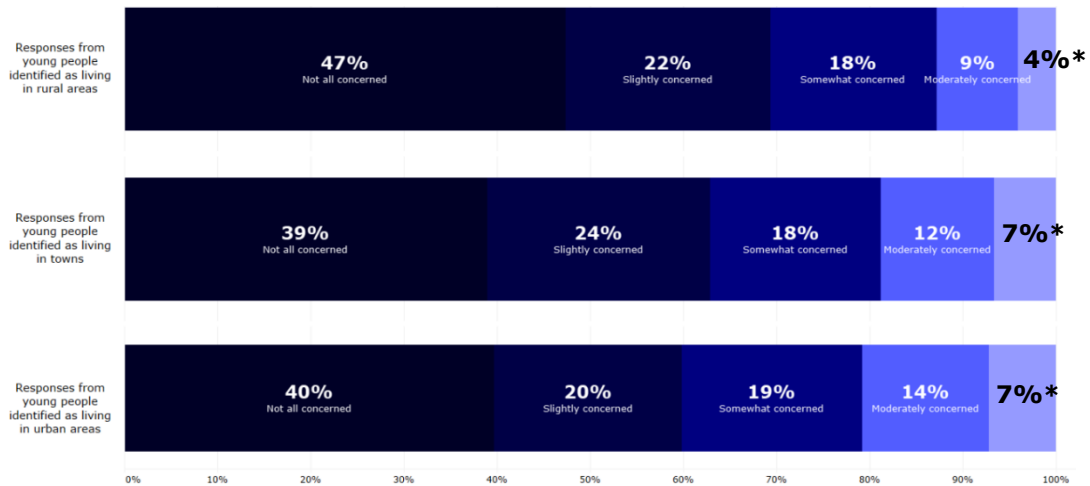
Social impact

How are you feeling about the impact on your social relationships with family or friends? Responses from those in town and urban areas were similar with around two fifths selecting *Moderately* or *Extremely concerned*.



Impact on young people's rights

How are you feeling about your ability to access your rights as a young person? Respondents who lived in rural areas stated that they were less concerned about their rights than those living in towns or urban areas where around 60% reported some concern.



*Extremely concerned



Impact on caring for others

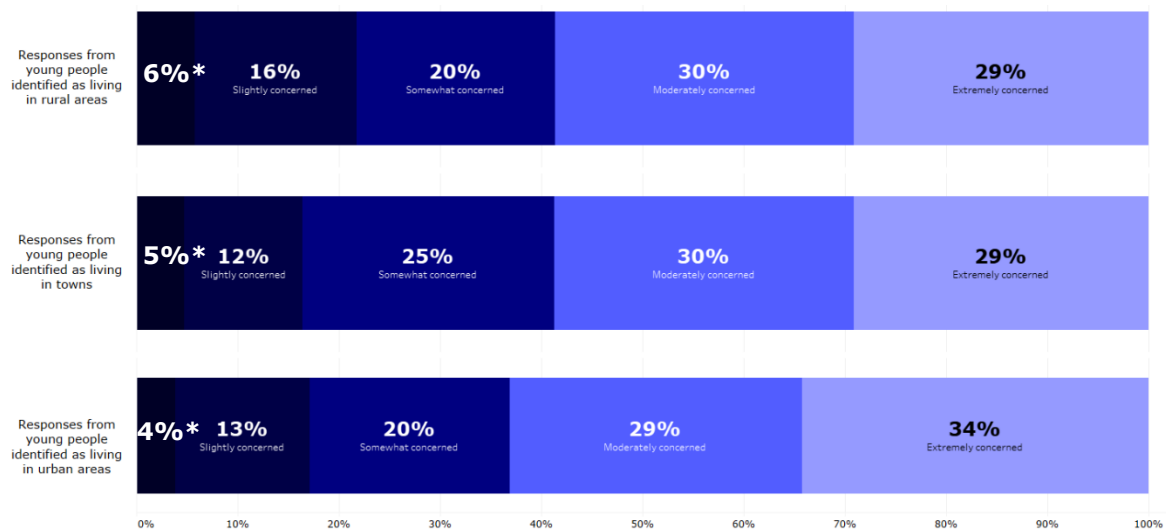
How are you feeling about your ability to look out for/care for others? Responses from those in town and urban areas were similar with around 30% selecting *Moderately* or *Extremely concerned*.



150 survey respondents selected *This question does not apply to me*.

Impact on the future

How are you feeling about the impact of coronavirus (COVID-19) on the future? Over 90% of respondents expressed some concern across all demographic groups. Those living in urban areas were most concerned, with almost two thirds selecting *Moderately* or *Extremely concerned*. Respondents who live in rural areas and towns were, with 59% selecting *Moderately* or *Extremely concerned*.



*Not at all concerned



Summary of concerns by rural/urban demographic

Concerns were similar across all rural/urban demographic groups. The issue that all groups were most concerned about was *the impact of coronavirus (COVID-19) on the future*. The issue that all groups were second most concerned about was the impact on *exams or coursework*. The third most concerning issue for all groups was for mental health, either their own or others'. The table below demonstrates the third most concerning issue for each group.

Group	Issue impacted by COVID-19	% selecting Moderately/ Extremely concerned
Rural	Mental health and wellbeing of others	41%
Towns	Mental health (personal)	48%
Urban	Mental health and wellbeing of others	49%

Other issues that young people are concerned about regarding coronavirus (COVID-19)

Of the respondents who were able to be classified into Rural/Urban demographic groups, **680** freely typed a response. These responses were categorised into 25 main themes, as demonstrated in the top-level findings section of this report.

Below is a breakdown of the themes that were most prevalent in responses from those in each Rural/Urban demographic group.

Rural areas: 156 responses

Main theme from qualitative analysis	Responses
Educational impacts	30
Economic impacts	19
Fearing for family or friends	15
Social impacts	15
Timeframes	13

Lockdown Lowdown



Towns: 67 responses

Main theme from qualitative analysis	Responses
Educational impacts	17
Economic impacts	12
Impact on mental health	7
Lack of support	6
Worried about vulnerable groups	6
Other	6

Urban areas: 457 responses

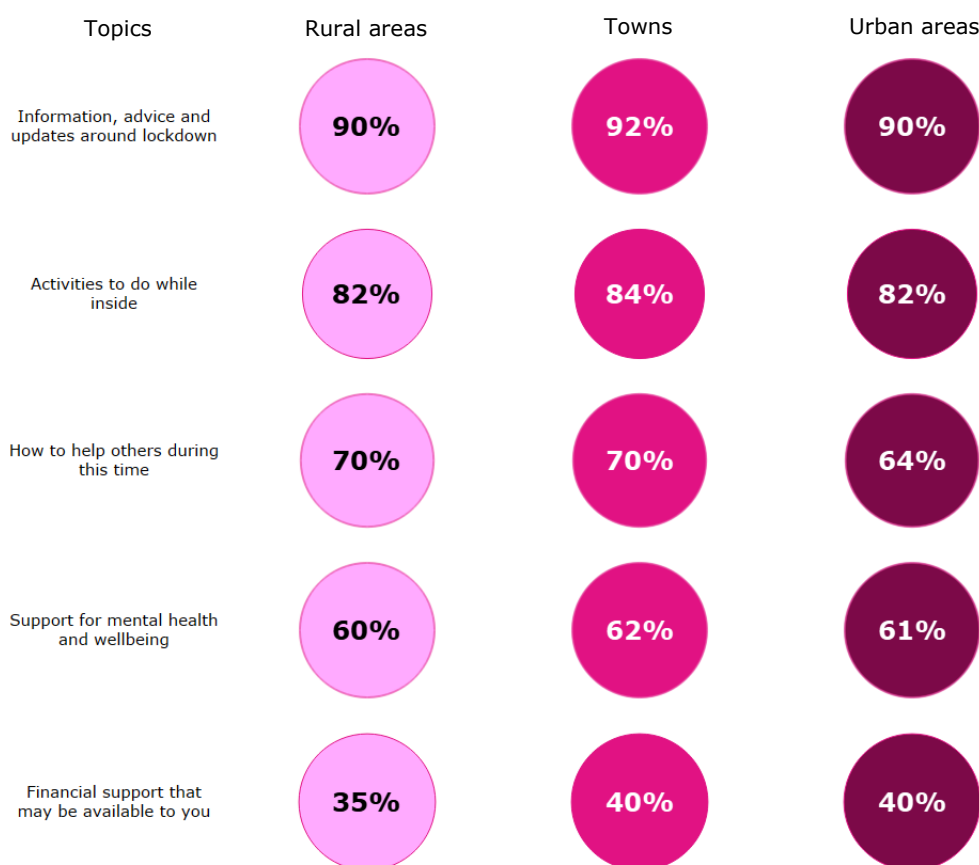
Main theme from qualitative analysis	Responses
Educational impacts	120
Economic impacts	81
Social impacts	47
Fearing for family or friends	33
Societal impacts	32



Access to information about coronavirus (COVID-19)

If you wanted to access information about the topics below during the coronavirus (COVID-19) outbreak, do you know how to do that? Responses across all three demographic groups followed the same pattern. The topics that respondents were most confident in accessing information about were *Information, advice and updates around lockdown* and *Activities to do while inside*. The topics that respondents were least confident in accessing information about were *Support for mental health and wellbeing* and *Financial support that may be available to you*.

Respondents who selected Yes



For the most part, there were no real differences between demographic groups. Those who identified as living in urban areas were slightly less confident than others in accessing information around *How to help others during this time*. Those who identified as living in rural areas were slightly less confident than others in accessing information around *Financial support that may be available to you*.



Are there any other issues that you are currently worried or concerned about regarding coronavirus (COVID-19)?

Of the respondents who were able to be classified into SIMD quintile groups, **430** freely typed a response. These responses were categorised into 23 main themes, as demonstrated in the top-level findings section of this report. Most of these responses were a variation of *No* or *Nothing*.

Below is a breakdown of the themes that were most prevalent in responses from those in each Rural/Urban demographic group.

Rural areas: 109 responses

Main theme from qualitative analysis	Responses
Topics around education	18
Updates around returning to normal/the future	6
Facts/advice around the virus itself	5

Towns: 45 responses

Main theme from qualitative analysis	Responses
Topics around education	10
Updates around returning to normal/the future	3

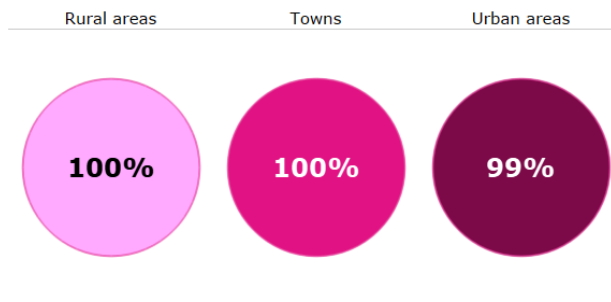
Urban areas: 276 responses

Main theme from qualitative analysis	Responses
Topics around education	35
Other	10
Updates around returning to normal/the future	10
How to support others during this time	10
Information and support for specific groups	9
Advice on staying safe and healthy	9



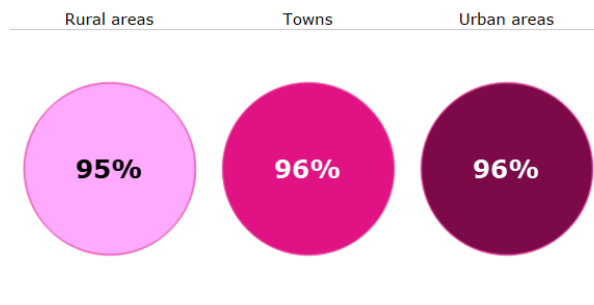
Do you have access to a device at home that you can look at online services?⁴

There were no significant differences between rural/urban demographic groups in access to an online device.



Do you have access to reliable broadband/data at home?⁵

There were no significant differences between rural/urban demographic groups in access to reliable broadband or data at home.

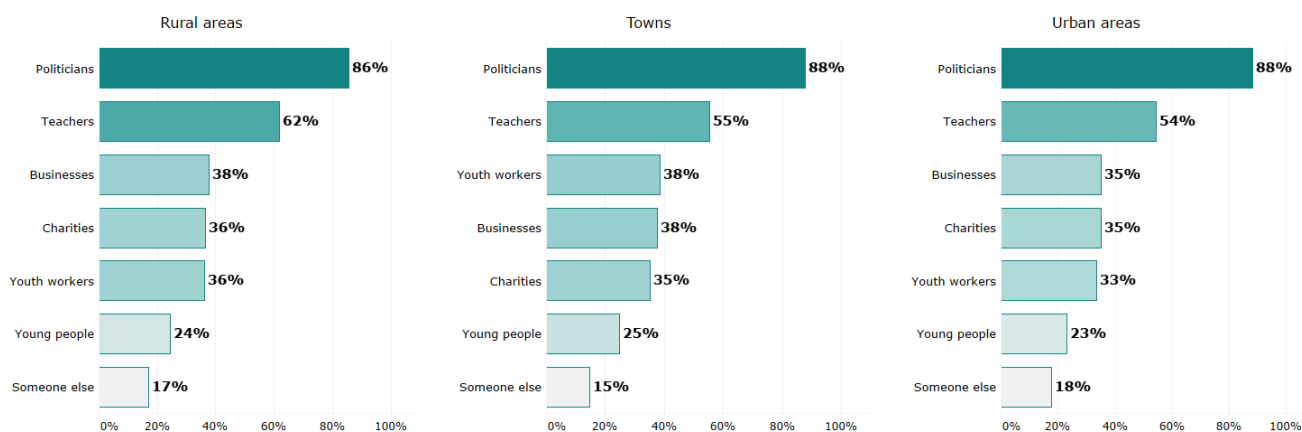


⁴ This survey was only available online. Therefore, the response to this question may not be representative of all young people's experiences.
⁵ See comment above.



The role of decision makers in relation to coronavirus (COVID-19)

Who do you think should be providing information surrounding coronavirus (COVID-19)? Respondents across all three demographic groups selected similar responses. The main noticeable difference between the groups was that those in towns placed *Youth workers* as their third choice ahead of *Businesses* and *Charities*. Most respondents stated that *Politicians* should be providing information around coronavirus. The least commonly selected group was *Young people*.



This question was multiple choice, therefore the percentage will not total 100%.

Of the **305** respondents who selected *Someone else*, **290** provided a typed suggestion. The most common responses from each Rural/Urban demographic group are summarised in the following tables.

Rural areas: 64 responses

Main theme from qualitative analysis	Responses
Health or medical professionals	33
Other	10
Scientists or researchers	5
Media	5
Government	4



Towns: 31 responses

Main theme from qualitative analysis	Responses
Health or medical professionals	22
Government	8
Scientists or researchers	4
Other	3

Urban areas: 195 responses

Main theme from qualitative analysis	Responses
Health or medical professionals	77
Parents or carers	45
Media	24
Scientists or researchers	21

What actions would you like to see decision makers (such as those listed above) take to tackle issues surrounding coronavirus (COVID-19)?

There were **1,773** suggestions freely typed by respondents. The tables below demonstrate the ten most common themes from respondents in each Rural/Urban demographic group.

Rural areas: 399 responses

Main theme from qualitative analysis	Responses
Ensure information is clear, honest and from a reliable source	64
Improvements to current impact on education	50
Adapting information to suit the needs of young people	30
Clarification of existing measures	26
Make current restrictions more strict	25
Keep the public updated on a regular basis	22
Share positive information as well as negative	22
Increase support for vulnerable groups	18
Suggested methods of communication	18
More communication around the future and life after lockdown	15



Towns: 213 responses

Main theme from qualitative analysis	Responses
Don't know or not sure	94
Ensure information is clear, honest and from a reliable source	31
Improvements to current impact on education	26
Clarification of existing measures	23
Make current restrictions more strict	18
More communication around the future and life after lockdown	13
Increase support for vulnerable groups	12
Keep the public updated on a regular basis	11
Adapting information to suit the needs of young people	11
Increase testing for symptoms of COVID-19	9
Increase support (general)	9

Urban areas: 1,161 responses

Main theme from qualitative analysis	Responses
Ensure information is clear, honest and from a reliable source	208
Don't know or not sure	118
Make current restrictions more strict	106
Improvements to current impact on education	98
Increase support for vulnerable groups	88
Clarification of existing measures	79
Adapting information to suit the needs of young people	78
More communication around the future and life after lockdown	61
Improvements to current impact on mental health	59
Suggested methods of communication	56



SIMD Demographic Exploration

As part of the survey, respondents were asked to voluntarily provide their postcode in order to look at split by SIMD quintile. Out of the total respondents, 1,774 provided a postcode that was able to be mapped against the SIMD20 postcode lookup data.

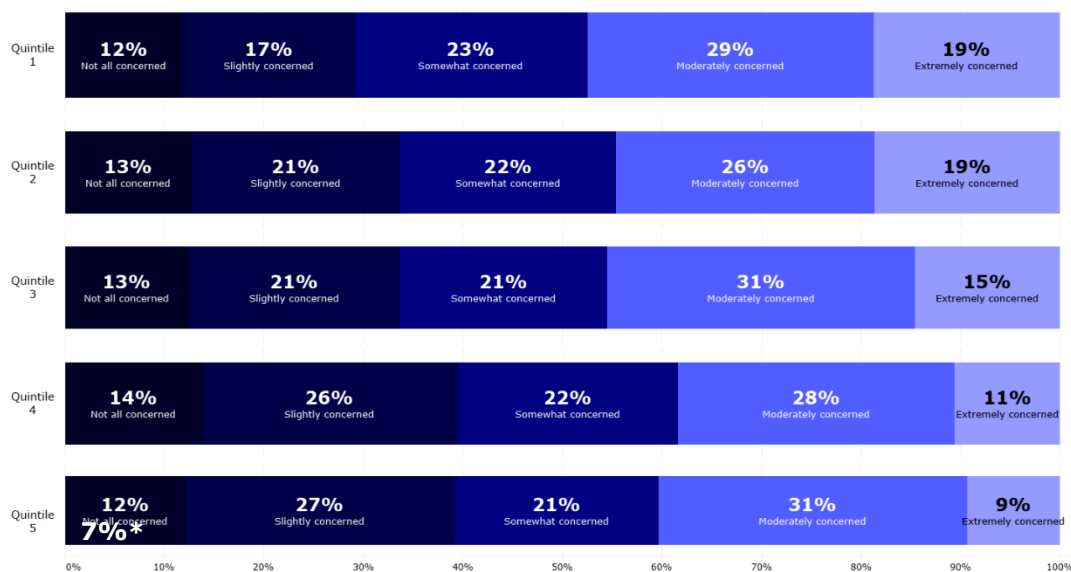
Below is a summary of the respondents in each quintile (Quintile 1 represents areas with highest deprivation and Quintile 5 represents areas with lowest deprivation).

- SIMD Quintile 1: **241** respondents
- SIMD Quintile 2: **277** respondents
- SIMD Quintile 3: **312** respondents
- SIMD Quintile 4: **497** respondents
- SIMD Quintile 5: **447** respondents

Educational impacts

How are you feeling about school, college and university closures?

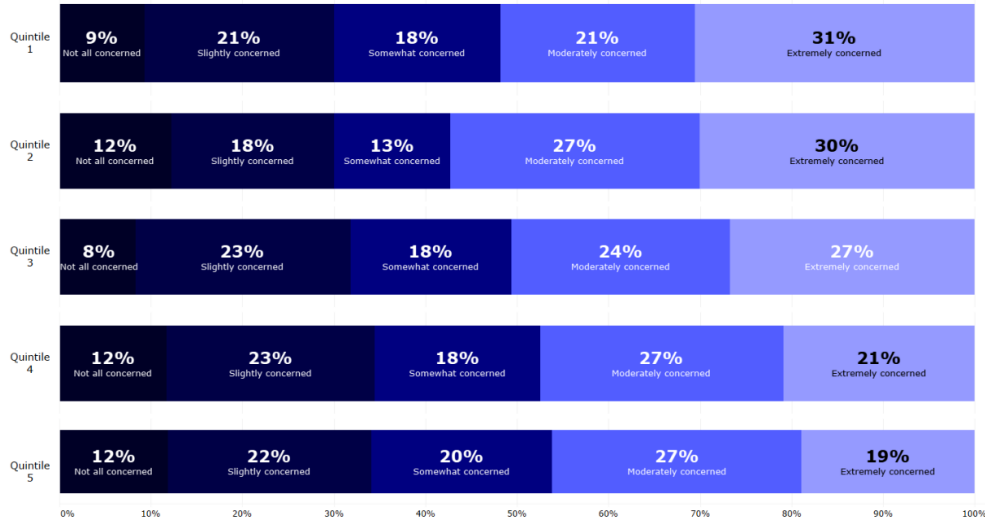
General levels of concern over this issue were similar across SIMD quintiles, with over 80% expressing some concern. Those in quintiles 1, 2 and 3 were the most concerned, with almost half selecting *Moderately* or *Extremely concerned*.



101 survey respondents selected *This question does not apply to me*.



How are you feeling about any exams or coursework you may have?
 Respondents in areas of higher deprivation were more concerned about this issue than those in lower. The respondents in quintiles 2 were the most concerned, with 57% selecting *Moderately* or *Extremely concerned*.

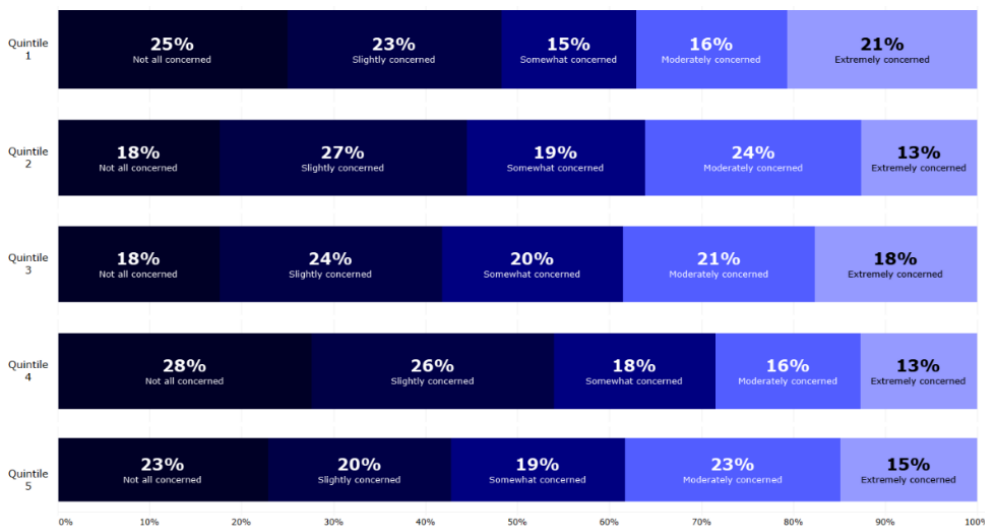


367 survey respondents selected *This question does not apply to me*.

Employment and financial impacts

How are you feeling about your employment situation?

This question was applicable to just under half of the survey respondents. Results were mixed between areas of high and low deprivation with a lack of trend between the two. Respondents in quintiles 3 and 5 were most concerned, with around two fifths selecting *Moderately* or *Extremely concerned*.

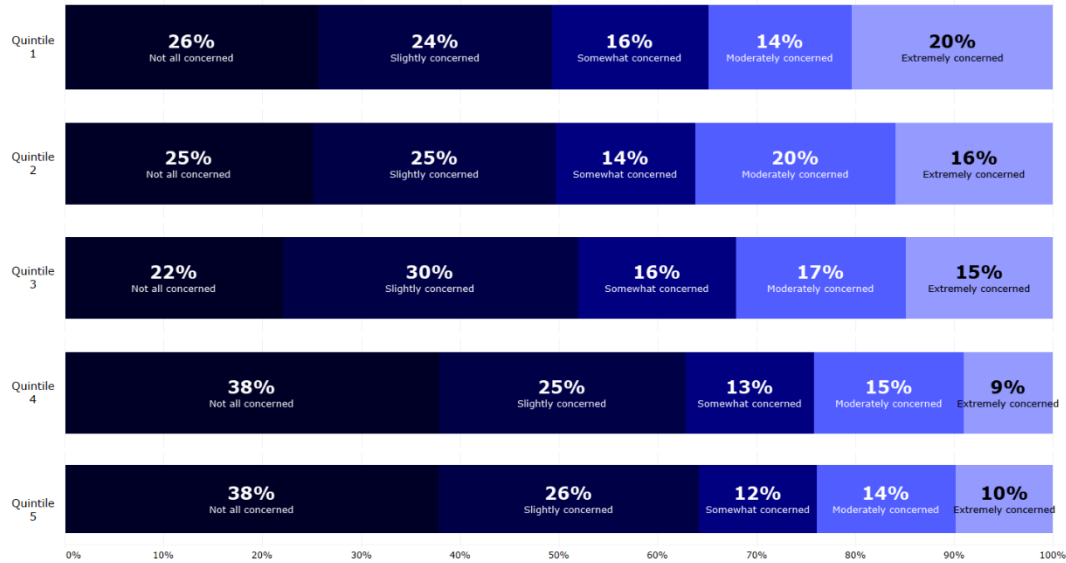


957 survey respondents selected *This question does not apply to me*.



How are you feeling about your financial situation?

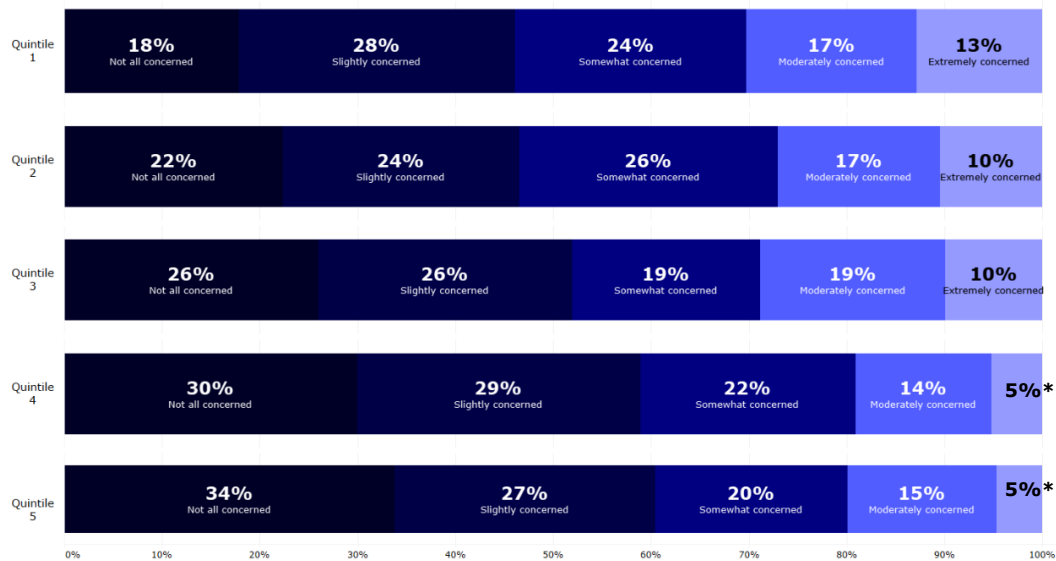
Respondents from areas of higher deprivation were more concerned than those from lower. Respondents in quintiles 1 and 2 were most concerned, with over a third selecting *Moderately* or *Extremely concerned*.



758 survey respondents selected *This question does not apply to me*.

Health and wellbeing impacts

How are you feeling about your physical wellbeing? Respondents from areas of higher deprivation were more concerned than those from lower. Respondents in quintiles 1 and 3 were most concerned, with almost a third selecting *Moderately* or *Extremely concerned*.

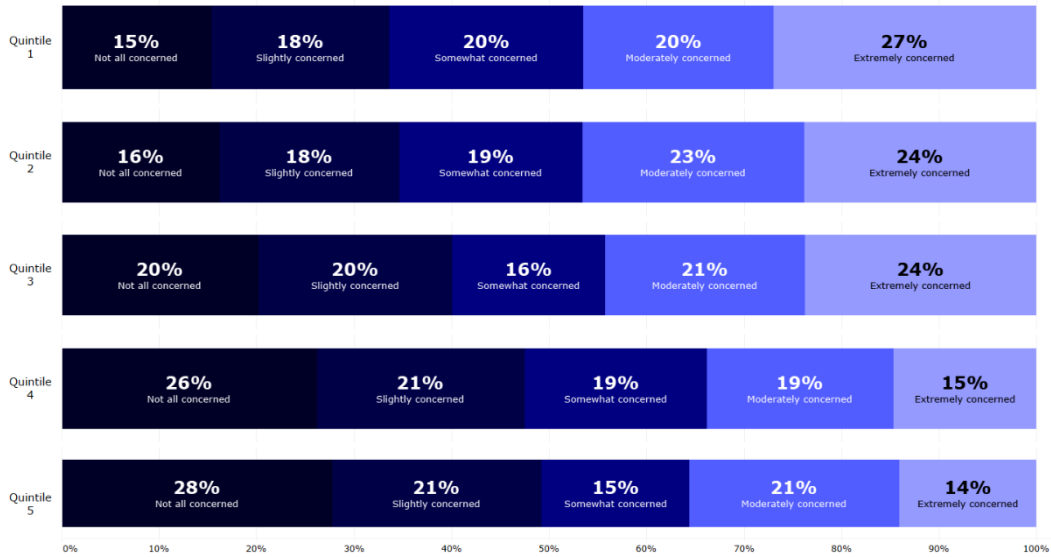


*Extremely concerned

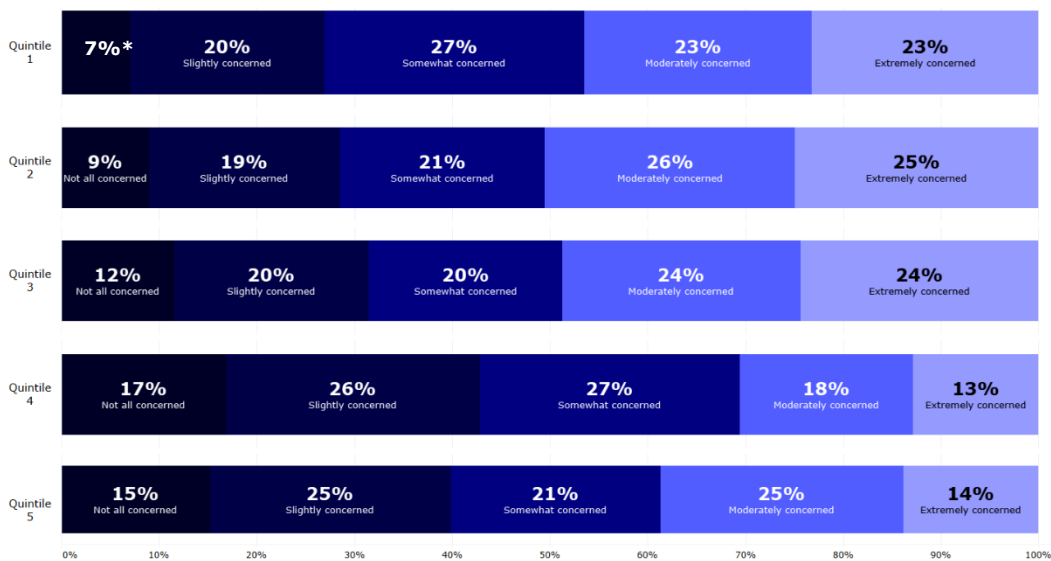


How are you feeling about your mental wellbeing?

Respondents from areas of higher deprivation were more concerned than those from lower. Respondents in quintiles 1 and 2 were most concerned, with almost half selecting *Moderately* or *Extremely concerned*.



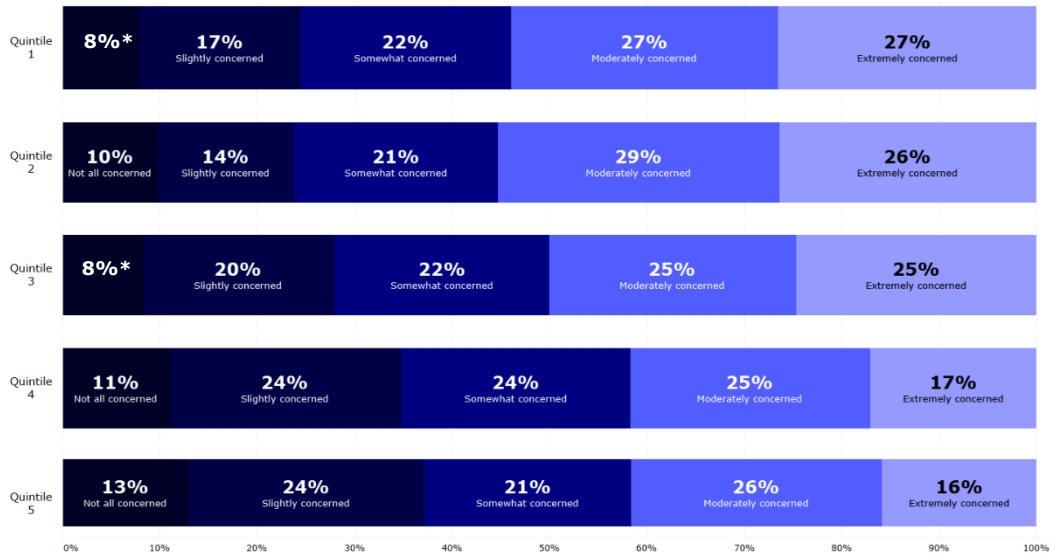
How are you feeling about the physical wellbeing of others (e.g. family or friends)? Respondents from areas of higher deprivation were more concerned than those from lower. Respondents in quintile 2 were most concerned, with over half selecting *Moderately* or *Extremely concerned*.



*Not at all concerned



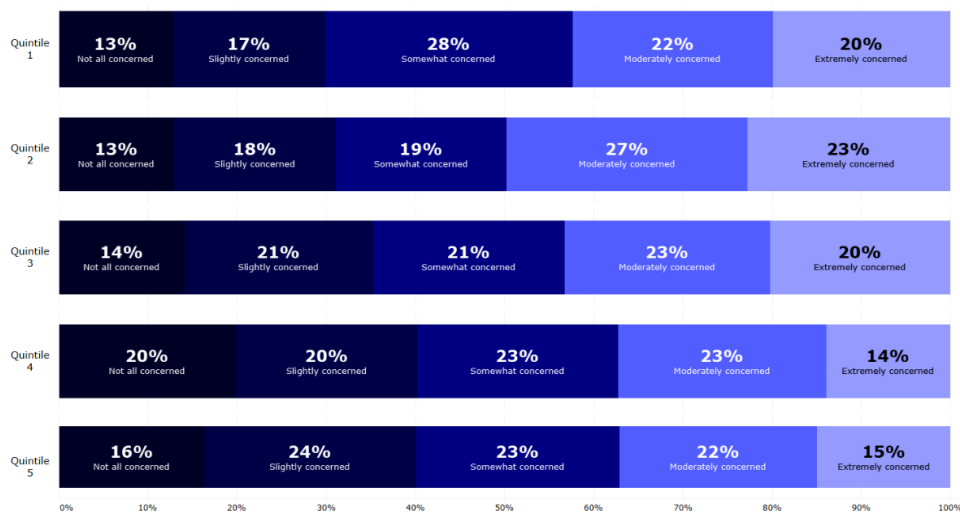
How are you feeling about the mental wellbeing of others (e.g. family or friends)? Respondents from areas of higher deprivation were more concerned than those from lower. Respondents in quintiles 1 and 2 were most concerned, with over half selecting *Moderately* or *Extremely concerned*.



*Not at all concerned

Social impact

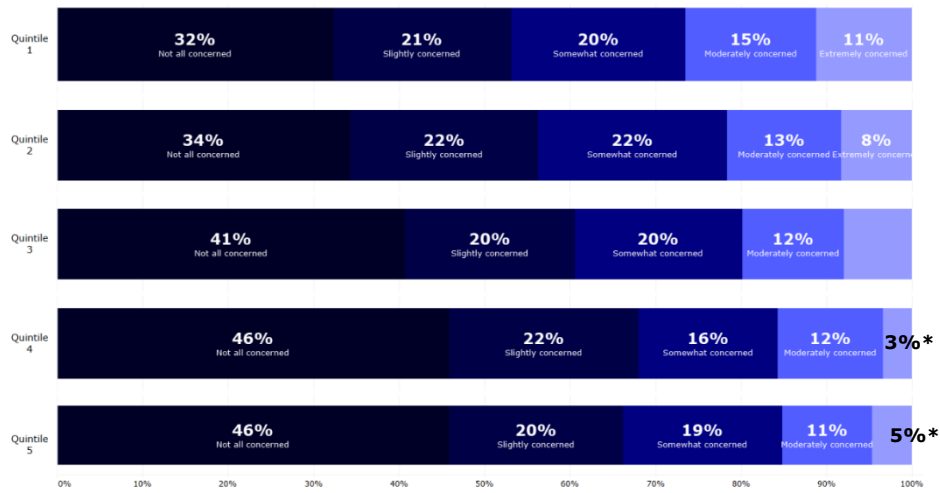
How are you feeling about the impact on your social relationships with family or friends? Respondents from areas of higher deprivation were more concerned than those from lower. Respondents in quintile 2 were most concerned, with half selecting *Moderately* or *Extremely concerned*.





Impact on young people’s rights

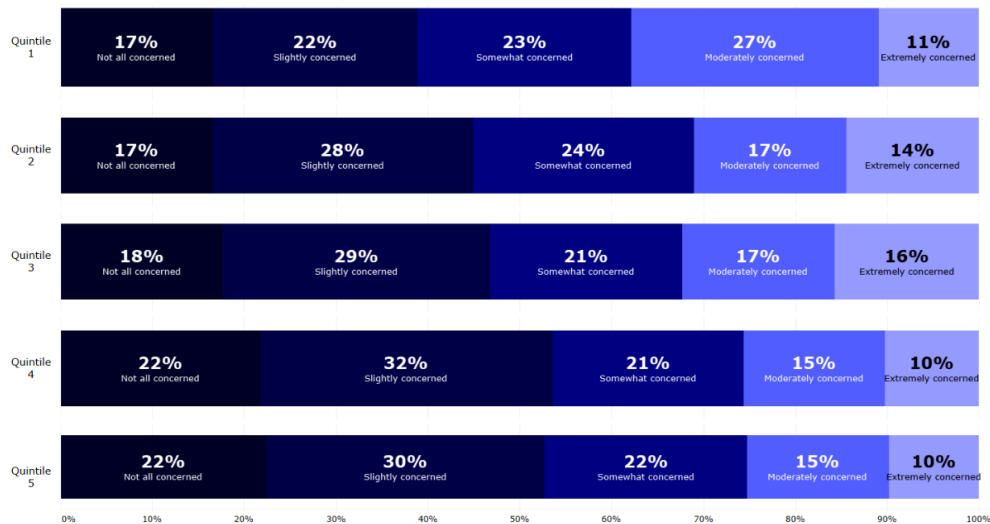
How are you feeling about your ability to access your rights as a young person?
 Over half of all respondents demonstrated some concern over this issue. Respondents from areas of higher deprivation were more concerned than those from lower. Respondents in quintiles 1 and 2 were most concerned, with around two thirds expressing some form of concern.



*Extremely concerned

Impact on caring for others

How are you feeling about your ability to look out for/care for others?
 Respondents from areas of higher deprivation were more concerned than those from lower. Respondents in quintile 1 were most concerned, with around two fifths selecting *Moderately* or *Extremely concerned*.

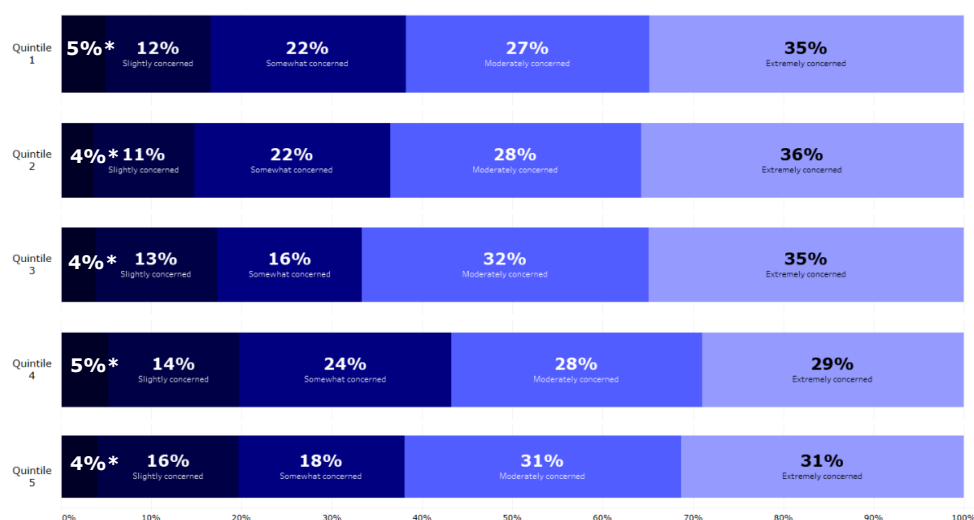


351 survey respondents selected *This question does not apply to me*.



Impact on the future

How are you feeling about the impact of coronavirus (COVID-19) on the future? Respondents from all areas were highly concerned about this issue, with over 95% in each group demonstrating some concern. Respondents in quintile 3 were most concerned, with over two thirds selecting *Moderately* or *Extremely concerned*.



*Not at all concerned

Summary of concerns by SIMD quintile

The issue that respondents from all SIMD quintiles were most concerned about was *the impact of coronavirus (COVID-19) on the future*. The following table demonstrates what each group was most concerned about besides this issue.

SIMD Quintile	Issue impacted by COVID-19	% selecting Moderately/Extremely concerned
1	Mental health and wellbeing of others	54%
2	Exams or coursework	57%
3	Exams or coursework	51%
4	Social relationships	47%
5	Exams or coursework	46%



Other issues that young people are concerned about regarding coronavirus (COVID-19)

Of the respondents who were able to be classified into SIMD quintile groups, **680** freely typed a response. These responses were categorised into 25 main themes, as demonstrated in the top-level findings section of this report.

Below is a breakdown of the themes that were most prevalent in responses from those in each SIMD quintile group.

SIMD Quintile 1: 81 responses

Main theme from qualitative analysis	Responses
Educational impacts	18
Economic impacts	8
Fearing for family or friends	7
Impact on mental health	7
Lack of support	7
Social impacts	7
Fearing for family or friends	7

SIMD Quintile 2: 124 responses

Main theme from qualitative analysis	Responses
Educational impacts	28
Economic impacts	13
Timeframes	13
Social impacts	11
Fearing for family or friends	9
Societal impacts	9

SIMD Quintile 3: 117 responses

Main theme from qualitative analysis	Responses
Economic impacts	26
Educational impacts	23
Social impacts	15

Lockdown Lowdown



Practicalities of being in lockdown or social distancing	11
Societal impacts	8

SIMD Quintile 4: 190 responses

Main theme from qualitative analysis	Responses
Educational impacts	37
Economic impacts	18
Social impacts	16
Timeframes	14
Fearing for family or friends	13

SIMD Quintile 5: 168 responses

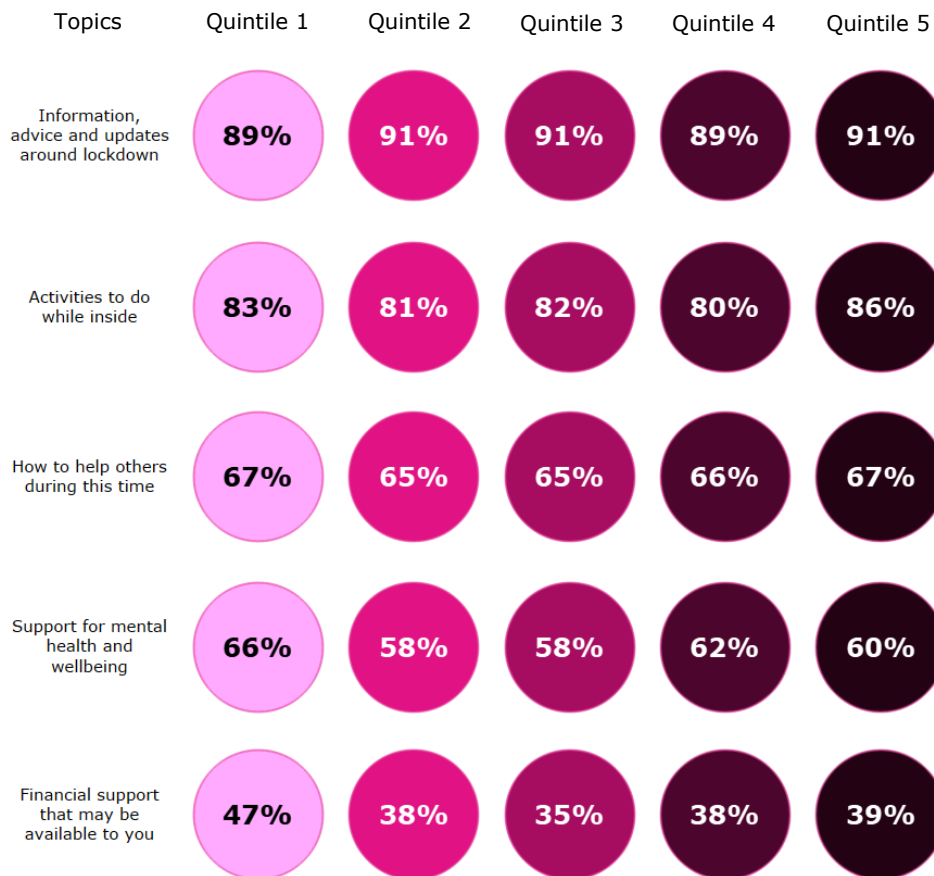
Main theme from qualitative analysis	Responses
Educational impacts	43
Economic impacts	24
Social impacts	14
Societal impacts	10
Fearing for family or friends	9
Worried about vulnerable groups	9
Other	9



Access to information about coronavirus (COVID-19)

If you wanted to access information about the topics below during the coronavirus (COVID-19) outbreak, do you know how to do that? Responses from those in each SIMD quintile followed the same pattern. The topics that respondents were most confident in accessing information about were *Information, advice and updates around lockdown* and *Activities to do while inside*. The topics that respondents were least confident in accessing information about were *Support for mental health and wellbeing* and *Financial support that may be available to you*.

Respondents who selected Yes





For the most part, there were no real differences between demographic groups. Those in SIMD quintiles 2 and 3 were slightly less confident than others in accessing information around *Support for mental health and wellbeing*. Respondents from quintile 3 were slightly less confident in accessing information around *Financial support that may be available to you*.

Are there any other issues that you are currently worried or concerned about regarding coronavirus (COVID-19)? Of the respondents who were able to be classified into SIMD quintile groups, **430** freely typed a response. These responses were categorised into 23 main themes, as demonstrated in the top-level findings section of this report. Most of these responses were a variation of *No* or *Nothing*.

Below is a breakdown of the themes that were most prevalent in responses from those in each SIMD quintile group.

SIMD Quintile 1: 59 responses

Main theme from qualitative analysis	Responses
Topics around education	8

SIMD Quintile 2: 61 responses

Main theme from qualitative analysis	Responses
Topics around education	6
Updates around returning to normal/the future	6

SIMD Quintile 3: 85 responses

Main theme from qualitative analysis	Responses
Topics around education	16
Information and support for specific groups	5
Advice on staying safe and healthy	3
Topics around financial support	3
Updates around returning to normal/the future	3



SIMD Quintile 4: 121 responses

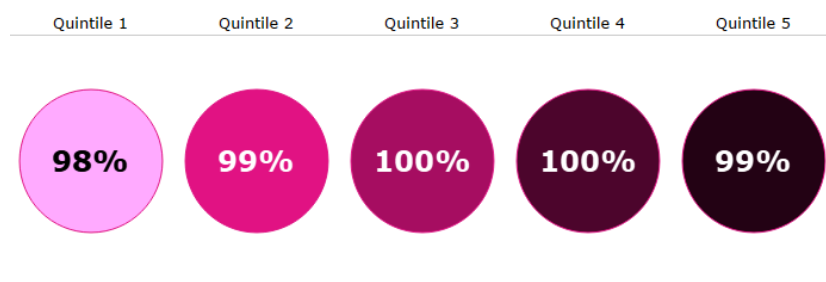
Main theme from qualitative analysis	Responses
Topics around education	17
Updates around returning to normal/the future	8
Facts/advice around the virus itself	3
Topics around mental health	3

SIMD Quintile 5: 104 responses

Main theme from qualitative analysis	Responses
Topics around education	16
Advice on staying safe and healthy	7
Facts/advice around the virus itself	4
Other	3
Tips on keeping busy during lockdown	3
Topics around financial support	3
How to manage relationships during this time	3
How to support others during this time	3

Do you have access to a device at home that you can look at online services?⁶

Respondents from quintile 1 were marginally less likely to answer Yes to this question than other groups.

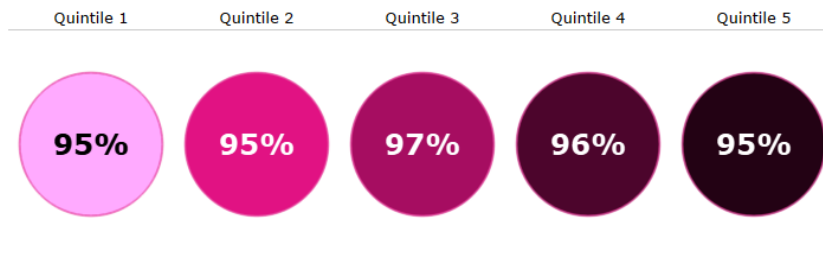


⁶ This survey was only available online. Therefore, the response to this question may not be representative of all young people's experiences.



Do you have access to reliable broadband/data at home?⁷

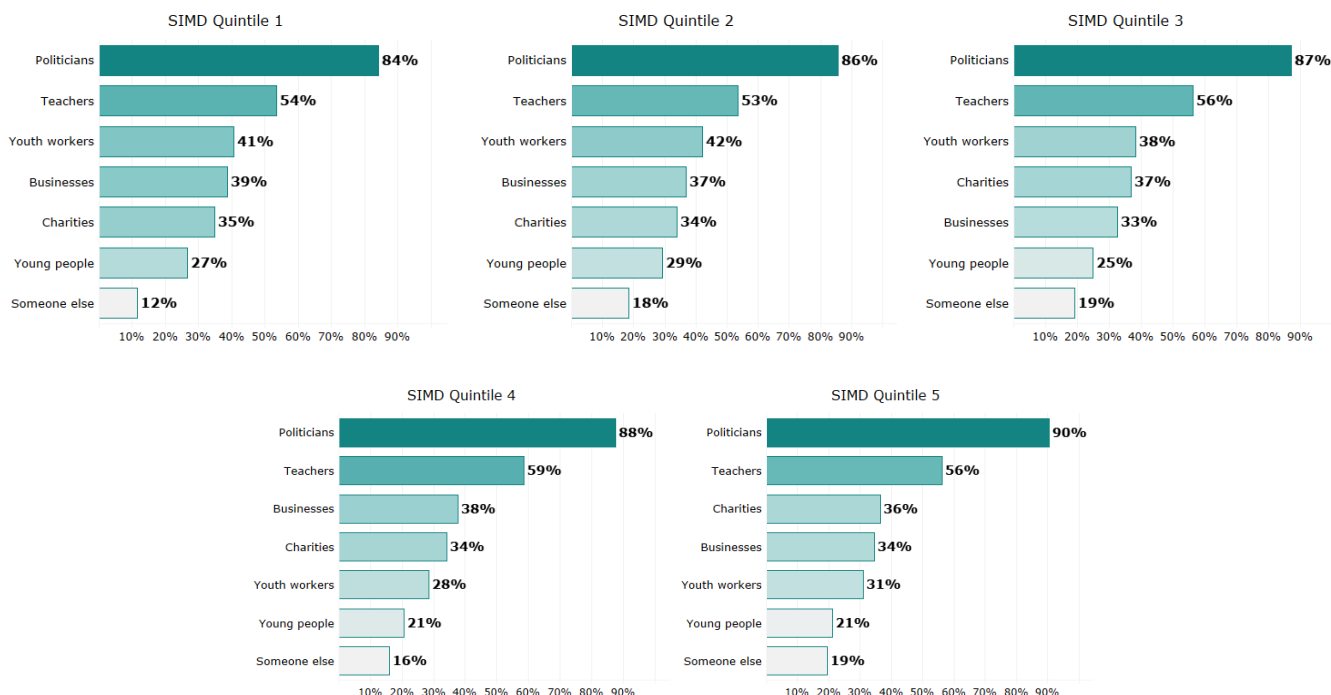
Respondents from quintiles 1, 2 and 5 were marginally less likely to answer Yes to this question than other groups.



The role of decision makers in relation to coronavirus (COVID-19)

Who do you think should be providing information surrounding coronavirus

(COVID-19)? All age groups selected *Politicians* as their main preference for who should be providing information around COVID-19, followed by *Teachers*. *Youth workers* were the third most commonly selected choice for respondents living in quintiles 1, 2 and 3. *Young people* was the least preferred option across all age groups.



This question was multiple choice, therefore the percentage will not total 100%.

⁷ See comment on previous page.



Of the **305** respondents who selected *Someone else*, **290** provided a typed suggestion. The most common responses from each SIMD quintile are summarised in the following tables.

SIMD Quintile 1: 25 responses

Main theme from qualitative analysis	Responses
Health or medical professionals	6
Media	3

SIMD Quintile 2: 46 responses

Main theme from qualitative analysis	Responses
Health or medical professionals	15
Media	6

SIMD Quintile 3: 57 responses

Main theme from qualitative analysis	Responses
Scientists or researchers	18
Health or medical professionals	8
Government	5
Media	4
Other	4

SIMD Quintile 4: 75 responses

Main theme from qualitative analysis	Responses
Health or medical professionals	30
Other	10
Everyone	9
Government	5
Media	4



SIMD Quintile 5: 87 responses

Main theme from qualitative analysis	Responses
Health or medical professionals	54
Scientists or researchers	11
Parents or carers	37
Media	8

What actions would you like to see decision makers (such as those listed above) take to tackle issues surrounding coronavirus (COVID-19)?

There were **1,773** suggestions freely typed by respondents. The tables below demonstrate the ten most common themes from respondents in each SIMD quintile.

SIMD Quintile 1: 241 responses

Main theme from qualitative analysis	Responses
Don't know or not sure	73
Ensure information is clear, honest and from a reliable source	28
Make current restrictions more strict	28
Clarification of existing measures	26
Increase support for vulnerable groups	24
Improvements to current impact on education	15
Suggested methods of communication	14
Keep the public updated on a regular basis	13
Adapting information to suit the needs of young people	13
Share positive information as well as negative	11

SIMD Quintile 2: 277 responses

Main theme from qualitative analysis	Responses
Ensure information is clear, honest and from a reliable source	51
Make current restrictions more strict	27
Adapting information to suit the needs of young people	27
Improvements to current impact on mental health	23
Share positive information as well as negative	21
Clarification of existing measures	19
Improvements to current impact on education	17



Keep the public updated on a regular basis	16
Suggestions and advice for positive action during lockdown	16
More communication around the future and life after lockdown	15

SIMD Quintile 3: 312 responses

Main theme from qualitative analysis	Responses
Don't know or not sure	76
Ensure information is clear, honest and from a reliable source	59
Improvements to current impact on education	33
Make current restrictions more strict	25
Adapting information to suit the needs of young people	24
Increase support for vulnerable groups	18
Clarification of existing measures	17
Keep the public updated on a regular basis	13
More communication around the future and life after lockdown	13
Suggested methods of communication	13

SIMD Quintile 4: 497 responses

Main theme from qualitative analysis	Responses
Ensure information is clear, honest and from a reliable source	84
Improvements to current impact on education	60
Make current restrictions more strict	42
Clarification of existing measures	38
Don't know or not sure	37
Adapting information to suit the needs of young people	28
More communication around the future and life after lockdown	27
Increase support for vulnerable groups	26
Share positive information as well as negative	25
Suggested methods of communication	25



SIMD Quintile 5: 447 responses

Main theme from qualitative analysis	Responses
Ensure information is clear, honest and from a reliable source	81
Improvements to current impact on education	48
Increase support for vulnerable groups	36
Clarification of existing measures	28
Make current restrictions more strict	27
Adapting information to suit the needs of young people	27
More communication around the future and life after lockdown	27
Don't know or not sure	24
Improvements to current impact on mental health	24
Suggested methods of communication	21



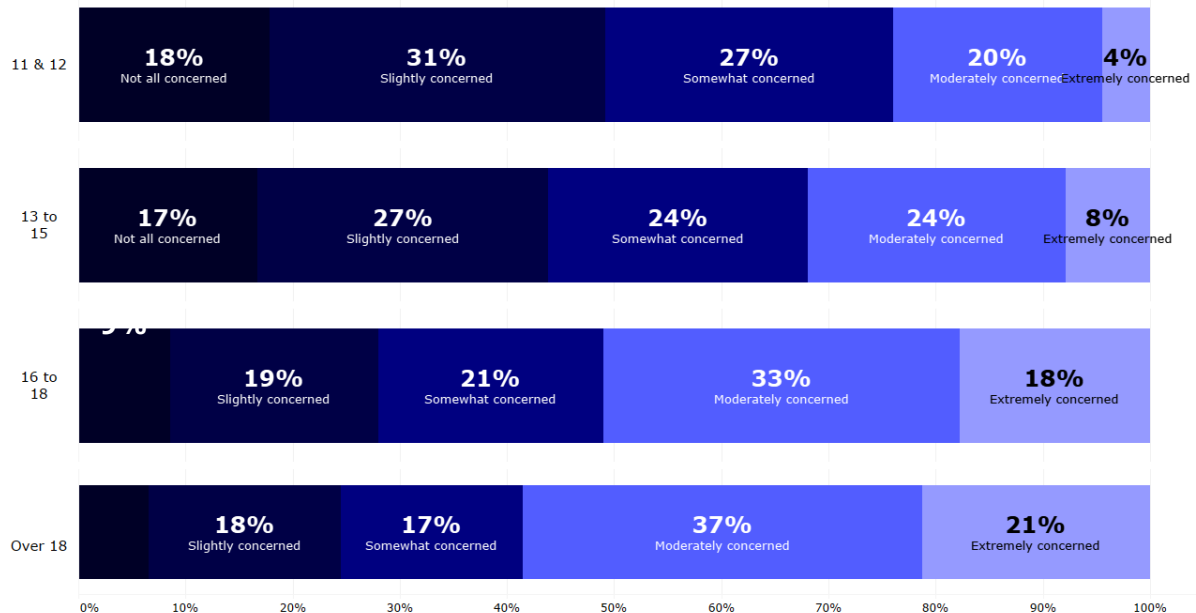
Age Demographic Exploration

Respondents ranged in age from 11 to 25 years old. For the purposes of this exploration, responses have been grouped into age bands:

- 11 and 12: **250** respondents
- 13 to 15: **846** respondents
- 16 to 18: **911** respondents
- Over 18: **557** respondents

Educational impacts

How are you feeling about school, college and university closures? Older respondents were more concerned about this issue than younger respondents. Over half of 16 to 18 and Over 18-year-olds rated themselves as *Moderately* or *Extremely concerned*.



*Not at all concerned

108 survey respondents selected *This question does not apply to me*.



How are you feeling about any exams or coursework you may have? Older respondents were more concerned about this issue than younger respondents. Around two thirds of Over 18-year-olds and 57% of 16 to 18-year-olds rated themselves as *Moderately or Extremely concerned*.



490 survey respondents selected *This question does not apply to me*.

Employment and financial impacts

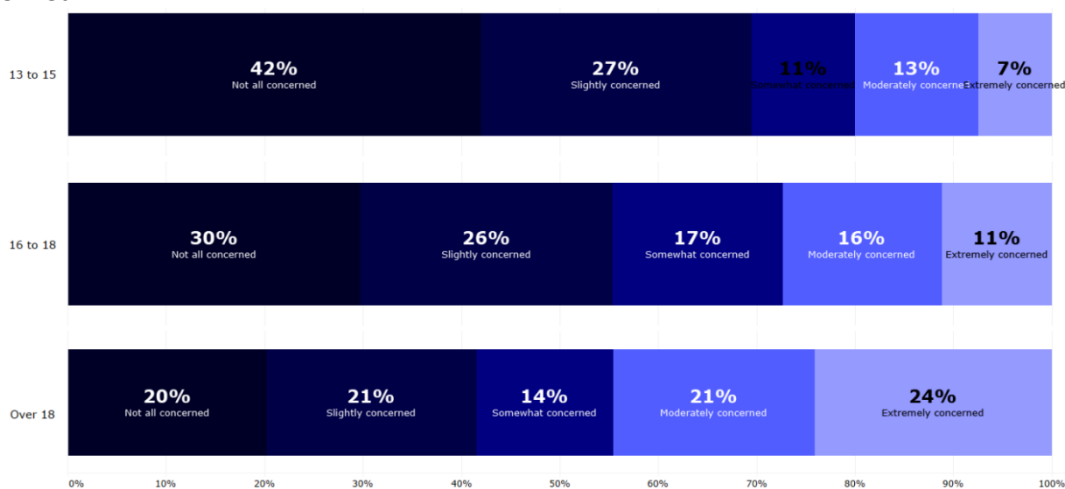
How are you feeling about your employment situation? This question was applicable to just under half of the survey respondents. There were only 27 respondents in the 11 & 12 age group who this question was relevant to therefore this group has been excluded from analysis of this question. Older respondents were more concerned about this issue than younger respondents. Around a third of 16 to 18 and around half of Over 18-year-olds rated themselves as *Moderately or Extremely concerned*.



1,290 survey respondents selected *This question does not apply to me*.



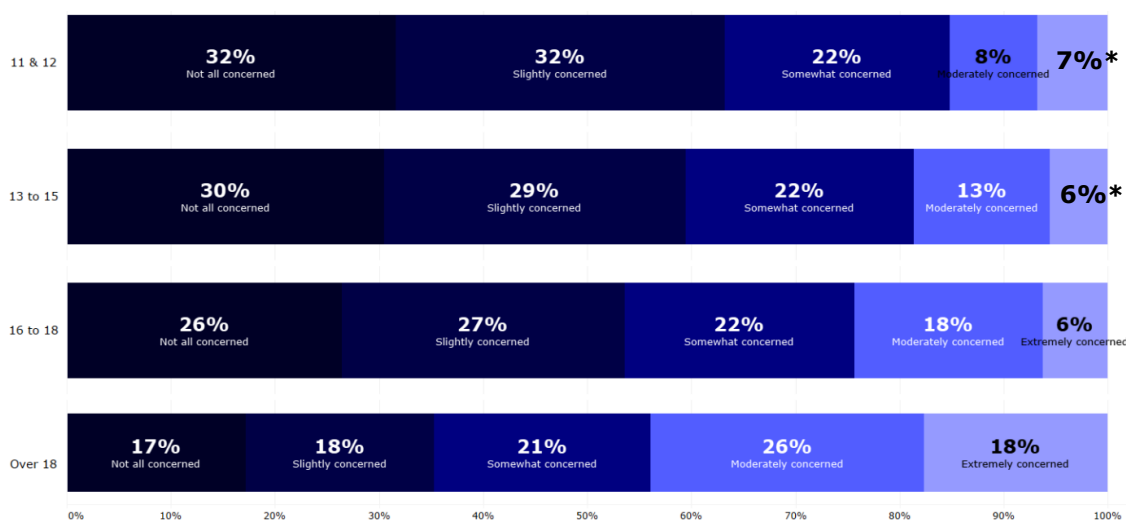
How are you feeling about your financial situation? This question was applicable to over half of the survey respondents. There were only 63 respondents in the 11 & 12 age group who this question was relevant to therefore this group has been excluded from analysis of this question. Older respondents were more concerned about this issue than younger respondents, with 45% of Over 18-year-olds selecting *Moderately* or *Extremely concerned*.



1,016 survey respondents selected *This question does not apply to me*.

Health and wellbeing impacts

How are you feeling about your physical wellbeing? Older respondents were more concerned about this issue than younger respondents, with 44% of Over 18 and around a quarter of 16 to 18-year-olds selecting *Moderately* or *Extremely concerned*.

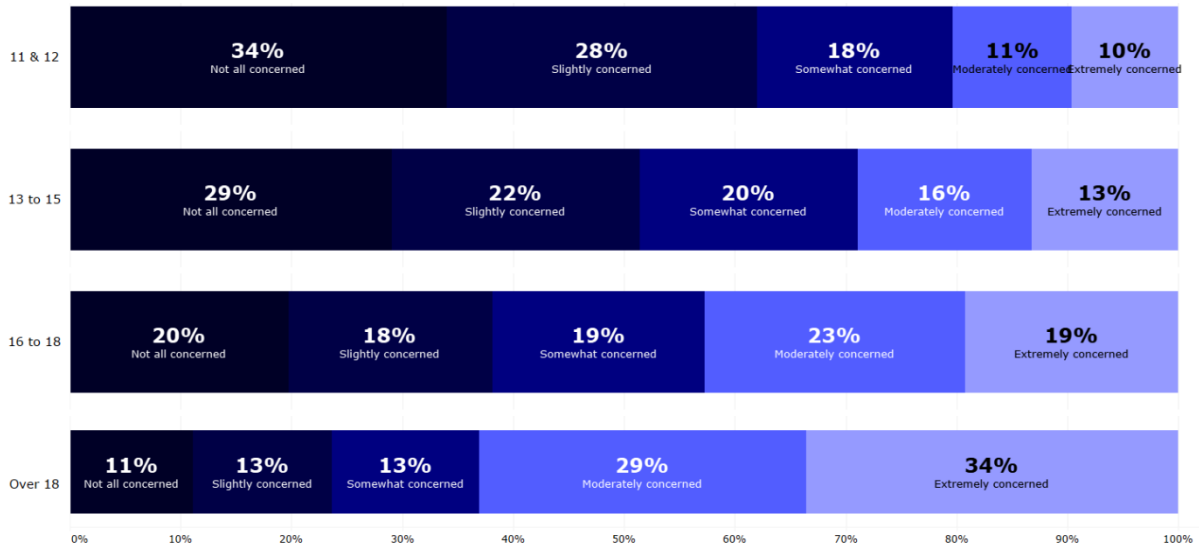


*Extremely concerned

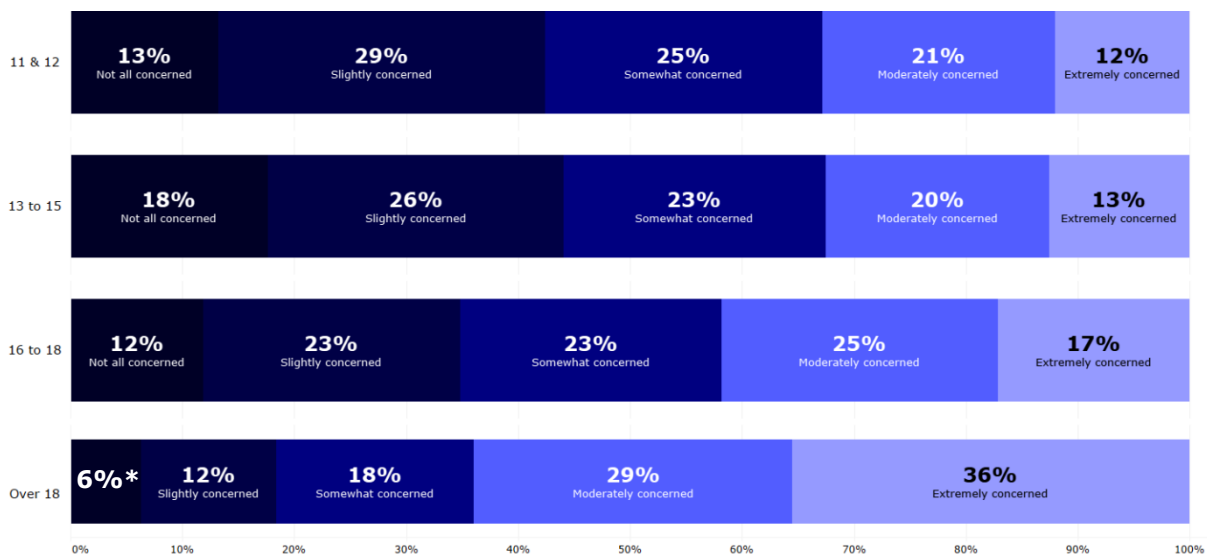


How are you feeling about your mental wellbeing?

Each age group showed concern over this topic, with over two thirds demonstrating that they were concerned in each group. Concern was highest in Over 18s, with 63% stating that they were *Moderately* or *Extremely* concerned.



How are you feeling about the physical wellbeing of others (e.g. family or friends)? Older respondents were more concerned about this issue than younger respondents, with almost two thirds of Over 18-year-olds selecting *Moderately* or *Extremely* concerned.

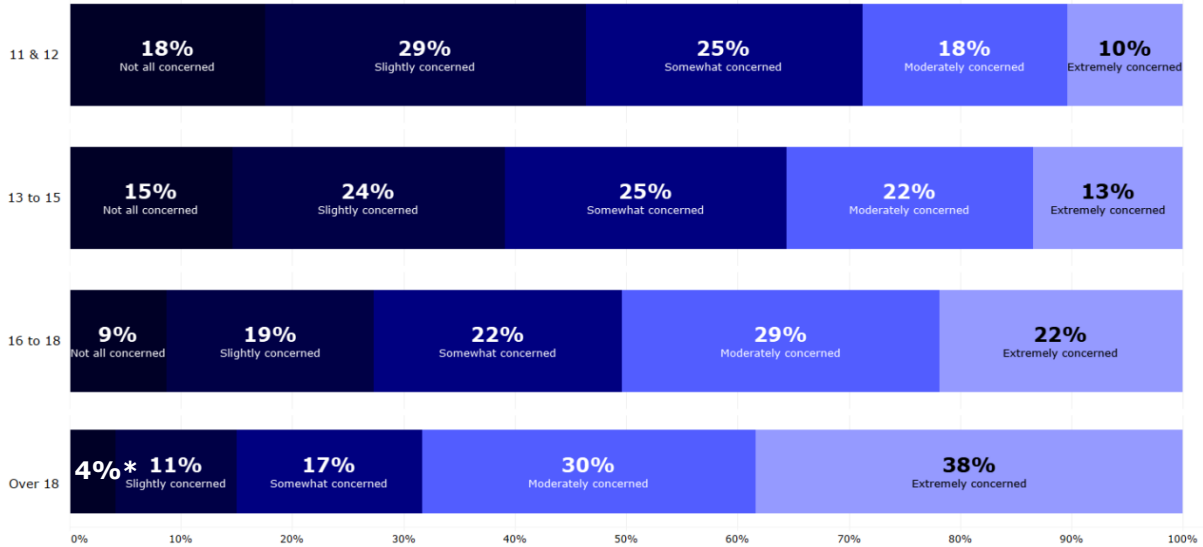


*Not at all concerned

Lockdown Lowdown

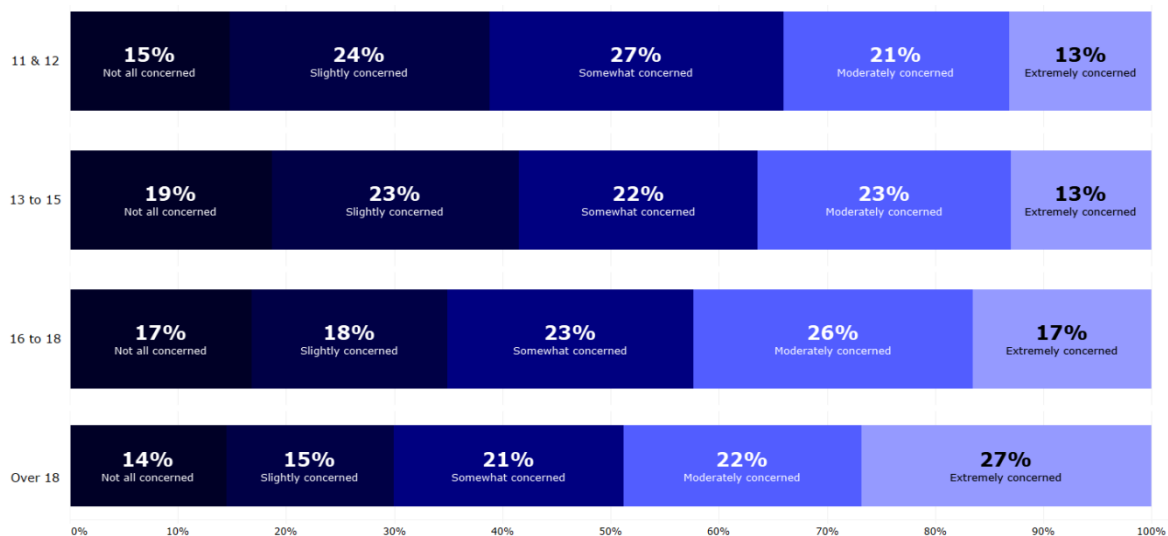


How are you feeling about the mental wellbeing of others (e.g. family or friends)? Older respondents were more concerned about this issue than younger respondents, with 68% of Over 18 year and around half of 16 to 18-year-olds selecting *Moderately* or *Extremely concerned*.



Social impact

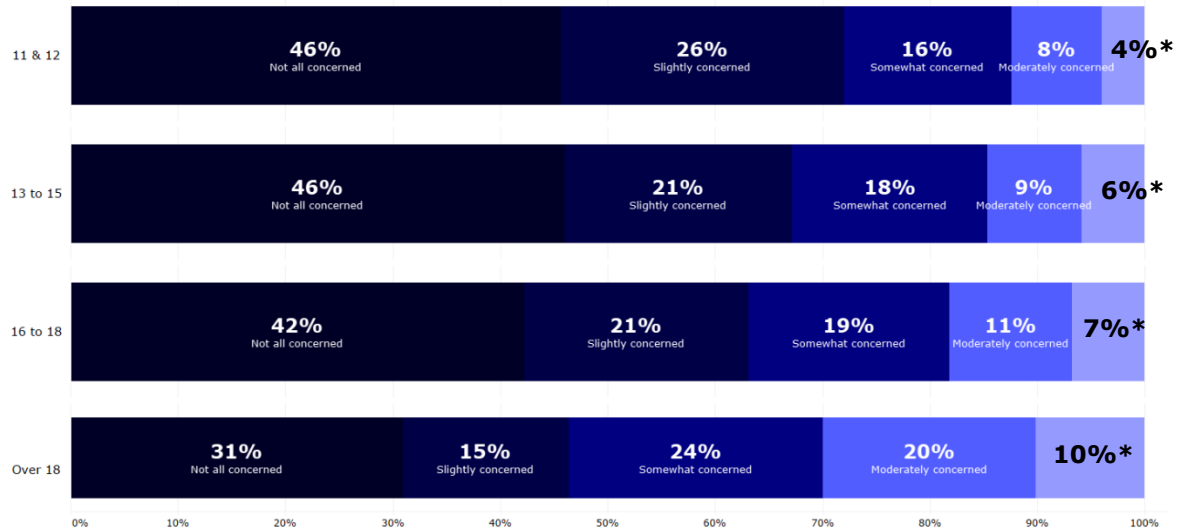
How are you feeling about the impact on your social relationships with family or friends? Older respondents were more concerned about this issue than younger respondents, with around half of Over 18-year-olds selecting *Moderately* or *Extremely concerned*.





Impact on young people's rights

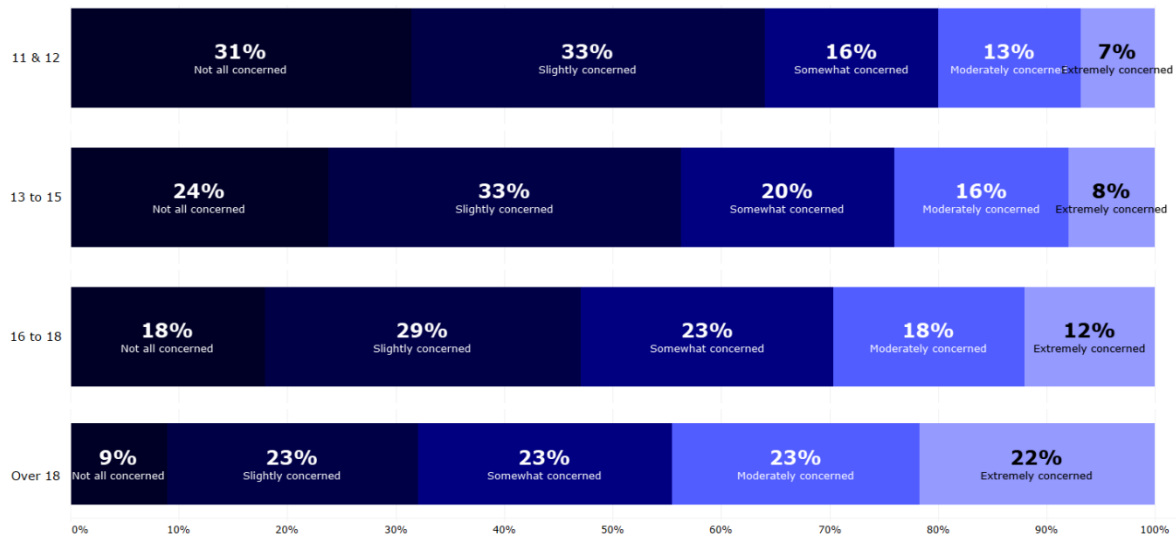
How are you feeling about your ability to access your rights as a young person? Older respondents were more concerned about this issue than younger, with 69% reporting some concern.



*Extremely concerned

Impact on caring for others

How are you feeling about your ability to look out for/care for others? Older respondents were more concerned about this issue than younger, with around 45% selecting *Moderately* or *Extremely concerned*.

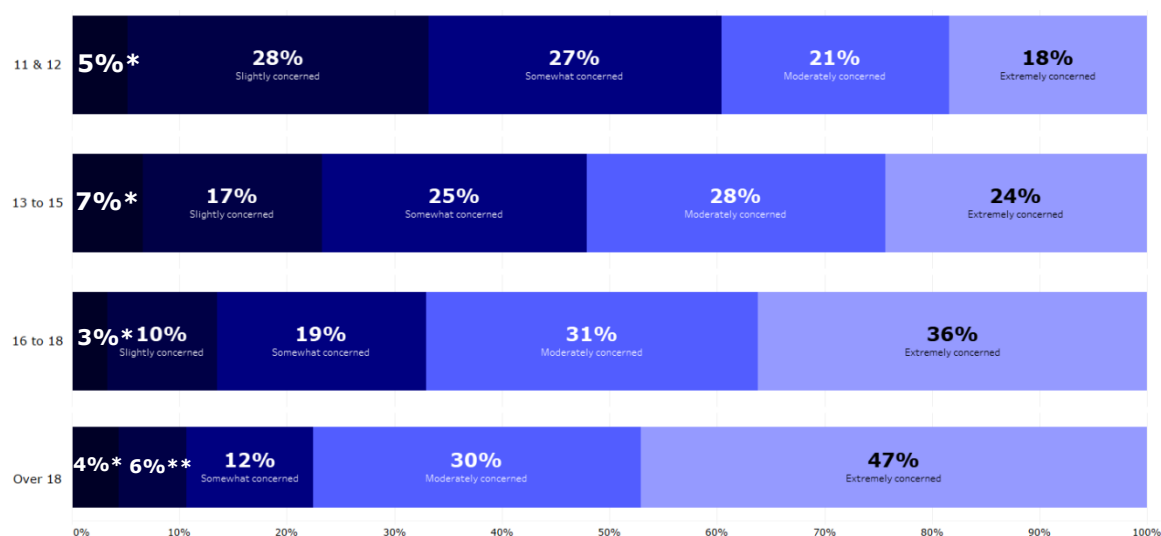


510 survey respondents selected *This question does not apply to me.*



Impact on the future

How are you feeling about the impact of coronavirus (COVID-19) on the future? Over 90% of respondents expressed some concern across all demographic groups. Over 18-year-olds were most concerned, with almost two thirds selecting *Moderately* or *Extremely concerned*. Over two thirds of 16 to 18, over half of 13 to 15 and around two fifths of 11-12-year-olds selected *Moderately* or *Extremely concerned*.



*Not at all concerned **Slight concerned

Summary of concerns by age

The issue that all demographic age groups were most concerned about was *the impact of coronavirus (COVID-19) on the future*. The following table demonstrates what each group was most concerned about besides this issue.

Age Group	Issue impacted by COVID-19	% selecting Moderately/Extremely concerned
11 & 12	Social relationships with family or friends	34%
13 to 15	Social relationships with family or friends	36%
16 to 18	Exams or coursework	57%
Over 18	Mental health and wellbeing of others	68%



Other issues that young people are concerned about regarding coronavirus (COVID-19)

Below is a breakdown of the themes that were most prevalent in responses from those in each age group.

11 & 12: 119 responses

Main theme from qualitative analysis	Responses
Social impacts	23
Fearing for family or friends	20
Educational impacts	14
Societal impacts	10
Practicalities of being in lockdown or social distancing	6

13 to 15: 294 responses

Main theme from qualitative analysis	Responses
Educational impacts	61
Economic impacts	26
Practicalities of being in lockdown or social distancing	26
Social impacts	26
Timeframes	24

16 to 18: 303 responses

Main theme from qualitative analysis	Responses
Educational impacts	108
Economic impacts	41
Impact on mental health	24
Social impacts	17
Societal impacts	16
Timeframes	16

Lockdown Lowdown



Over 18: 156 responses

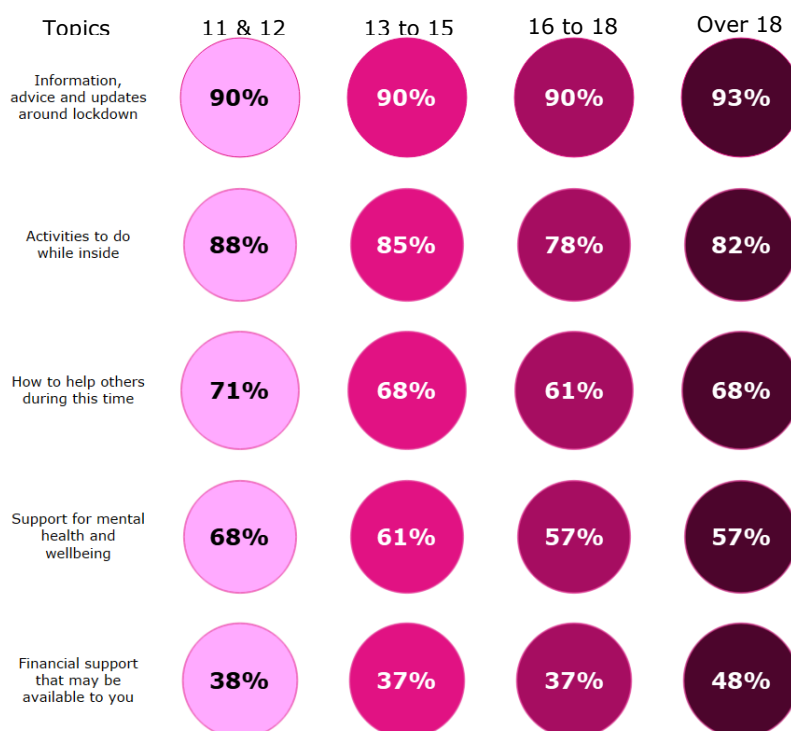
Main theme from qualitative analysis	Responses
Economic impacts	70
Educational impacts	25
Worried about vulnerable groups	22
Lack of support	18
Impact on mental health	17
Societal impacts	17



Access to information about coronavirus (COVID-19)

If you wanted to access information about the topics below during the coronavirus (COVID-19) outbreak, do you know how to do that? Responses across all age groups followed the same pattern. The topics that respondents were most confident in accessing information about were *Information, advice and updates around lockdown* and *Activities to do while inside*. The topics that respondents were least confident in accessing information about were *Support for mental health and wellbeing* and *Financial support that may be available to you*.

Respondents who selected Yes



For the most part, there were no real differences between demographic groups. Those aged 16 and over were slightly less confident than others in accessing information around *Support for mental health and wellbeing*. Respondents aged 16 to 18 were less confident than others in accessing information around *Activities to do while inside* and *How to help others during this time*. Those aged 18 and under were less confident than others in accessing information around *Financial support that may be available to you*.



Are there any other issues that you are currently worried or concerned about regarding coronavirus (COVID-19)?

Below is a breakdown of the themes that were most prevalent in responses from those in each age group. Most of these responses were a variation of *No* or *Nothing*.

11 & 12: 86 responses

Main theme from qualitative analysis	Responses
Updates around returning to normal/the future	4
Topics around education	3
Updates around testing or finding a cure/vaccine	3

13 to 15: 215 responses

Main theme from qualitative analysis	Responses
Topics around education	20
Updates around returning to normal/the future	11
Advice on staying safe and healthy	7
Topics around mental health	5
Facts/advice around the virus itself	4

16 to 18: 160 responses

Main theme from qualitative analysis	Responses
Topics around education	41
Updates around returning to normal/the future	7
Information and support for specific groups	7
Updates around testing or finding a cure/vaccine	4
Facts/advice around the virus itself	4

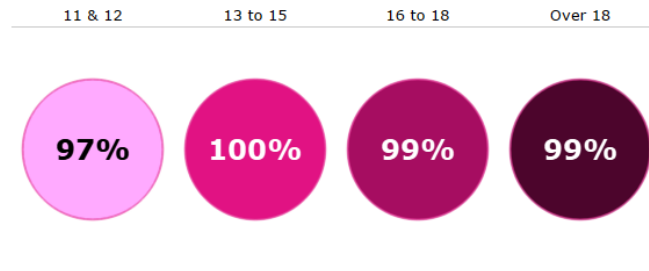
Over 18: 89 responses

Main theme from qualitative analysis	Responses
Topics around education	9
Topics around employment	8
Other	6
Topics around financial support	6
Information and support for specific groups	5



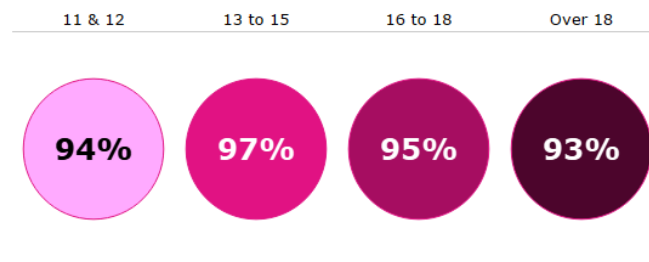
Do you have access to a device at home that you can look at online services?⁸

The youngest age group were slightly less likely to answer yes to this question than the older age groups.



Do you have access to reliable broadband/data at home?⁹

The youngest and oldest age groups were slightly less likely to answer yes to this question than the other groups.

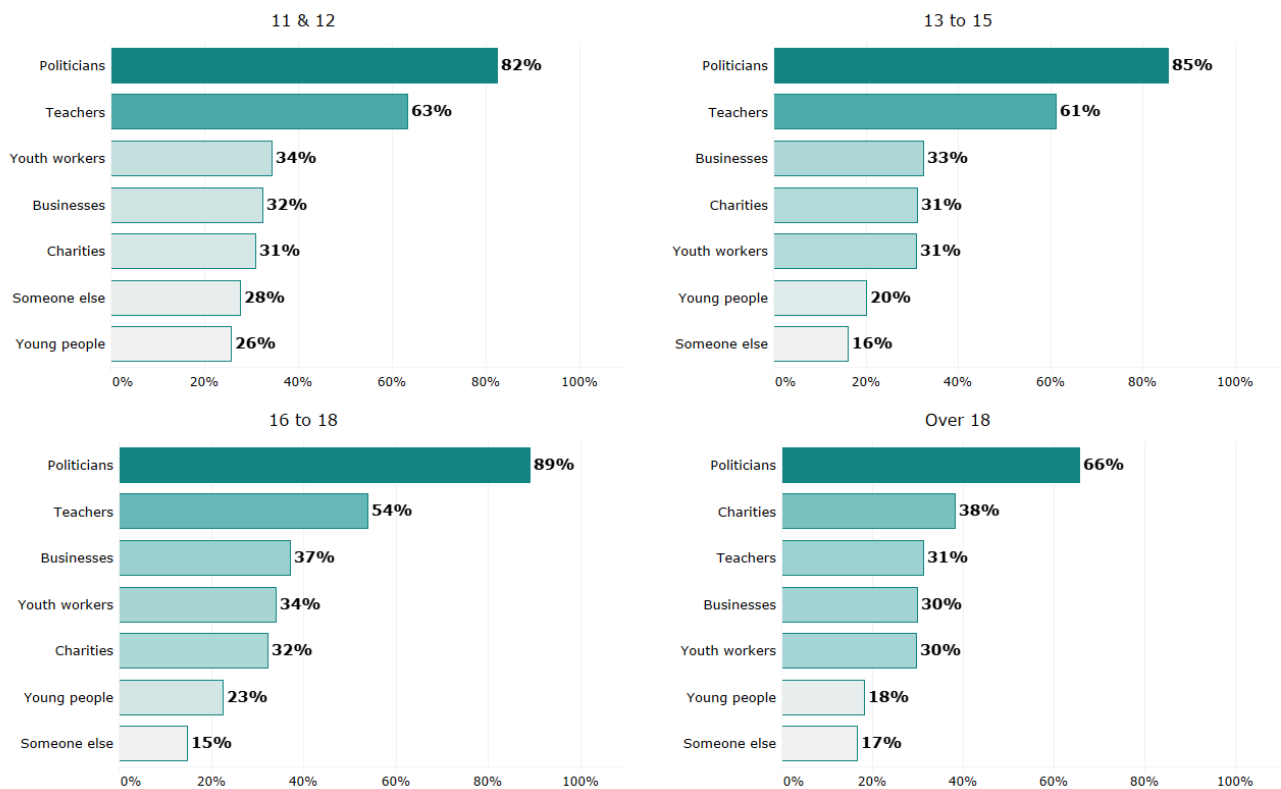


⁸ This survey was only available online. Therefore, the response to this question may not be representative of all young people's experiences.
⁹ See comment above.



The role of decision makers in relation to coronavirus (COVID-19)

Who do you think should be providing information surrounding coronavirus (COVID-19)? All age groups selected *Politicians* as their main preference for who should be providing information around COVID-19. *Teachers* were the next most common respondents across groups except for over 18-year-olds who selected *Charities* as their second favourite option. *Youth workers* were selected more often by the youngest age group than the older ones. *Young people* was the least preferred option across all age groups.



This question was multiple choice, therefore the percentage will not total 100%.



Of the **433** respondents who selected *Someone else*, **408** provided a typed suggestion. The most common responses from each age group are summarised in the following tables.

11 & 12: 67 responses

Main theme from qualitative analysis	Responses
Parents or carers	12
Health or medical professionals	8
Scientists or researchers	4
Other	3
Media	3

13 to 15: 126 responses

Main theme from qualitative analysis	Responses
Health or medical professionals	42
Parents or carers	38
Media	24
Government	12
Other	8

16 to 18: 127 responses

Main theme from qualitative analysis	Responses
Health or medical professionals	82
Scientists or researchers	26
Government	20
Media	14
Other	13

Over 18: 88 responses

Main theme from qualitative analysis	Responses
Health or medical professionals	42
Scientists or researchers	20
Media	5
Educational bodies	5



Other	4
Government	4

What actions would you like to see decision makers (such as those listed above) take to tackle issues surrounding coronavirus (COVID-19)?

There were **2,418** suggestions freely typed by respondents. The tables below demonstrate the ten most common themes from respondents in each age group.

11 & 12: 250 responses

Main theme from qualitative analysis	Responses
Ensure information is clear, honest and from a reliable source	32
Don't know or not sure	24
Clarification of existing measures	17
Make current restrictions more strict	17
Improvements to current impact on education	16
Adapting information to suit the needs of young people	14
Increase support for vulnerable groups	13
Share positive information as well as negative	11
Continue as they are	10
Keep the public updated on a regular basis	9
More communication around the future and life after lockdown	9

13 to 15: 844 responses

Main theme from qualitative analysis	Responses
Ensure information is clear, honest and from a reliable source	134
Improvements to current impact on education	72
Don't know or not sure	68
Clarification of existing measures	68
Make current restrictions more strict	68
Adapting information to suit the needs of young people	42
More communication around the future and life after lockdown	38
Increase support for vulnerable groups	38
Suggested methods of communication	35
Share positive information as well as negative	33



16 to 18: 910 responses

Main theme from qualitative analysis	Responses
Ensure information is clear, honest and from a reliable source	169
Improvements to current impact on education	128
Don't know or not sure	107
Make current restrictions more strict	76
Adapting information to suit the needs of young people	60
Increase support for vulnerable groups	57
Clarification of existing measures	55
Keep the public updated on a regular basis	54
More communication around the future and life after lockdown	48
Share positive information as well as negative	42

Over 18: 414 responses

Main theme from qualitative analysis	Responses
Ensure information is clear, honest and from a reliable source	169
Improvements to current impact on education	128
Don't know or not sure	107
Make current restrictions more strict	76
Adapting information to suit the needs of young people	60
Increase support for vulnerable groups	57
Clarification of existing measures	55
Keep the public updated on a regular basis	54
More communication around the future and life after lockdown	48
Share positive information as well as negative	42



Gender Demographic Exploration

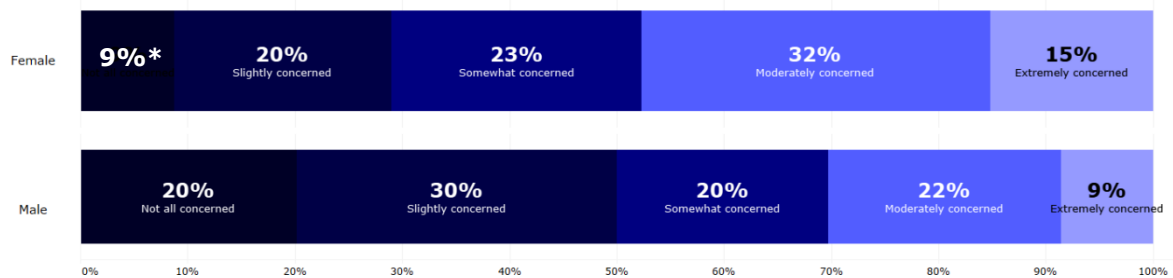
Respondents were asked how they identified. Below is a breakdown of the responses. For the purposes of this exploration, responses from those who selected *In another way* will be excluded due to the limited number. *I prefer not to say* respondents will also be excluded.

- Female: **1,581** responses
- Male: **743** responses
- I prefer not to say: **53** responses
- Non-binary: **35** responses
- In another way: **9** responses

Responses from respondents who identified as *Non-binary* will be included, but will be reported on as whole numbers rather than percentages. The ratio of responses will still be comparable to responses from those who identified as *Male* or *Female*.

Educational impacts

How are you feeling about school, college and university closures? Female respondents were more concerned about this issue than male respondents, with almost half selecting *Moderately* or *Extremely concerned*.



*Not at all concerned
130 survey respondents selected *This question does not apply to me*.



Respondents who identified themselves as non-binary rated themselves as more concerned than male but less concerned than female respondents (13 out of 29 rated themselves as *Moderately* or *Extremely concerned*).

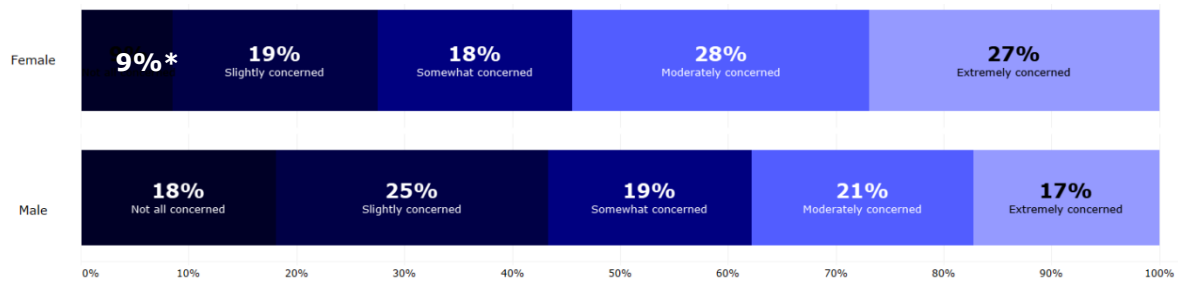


*Not at all concerned

6 survey respondents selected *This question does not apply to me*.

How are you feeling about any exams or coursework you may have?

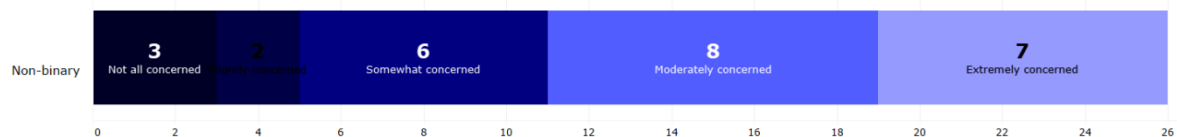
Female respondents were more concerned about this issue than male respondents, with over half selecting *Moderately* or *Extremely concerned*.



*Not at all concerned

465 survey respondents selected *This question does not apply to me*.

Respondents who identified themselves as non-binary rated themselves as most concerned out of the three gender groups (15 out of 26 rated themselves as *Moderately* or *Extremely concerned*).

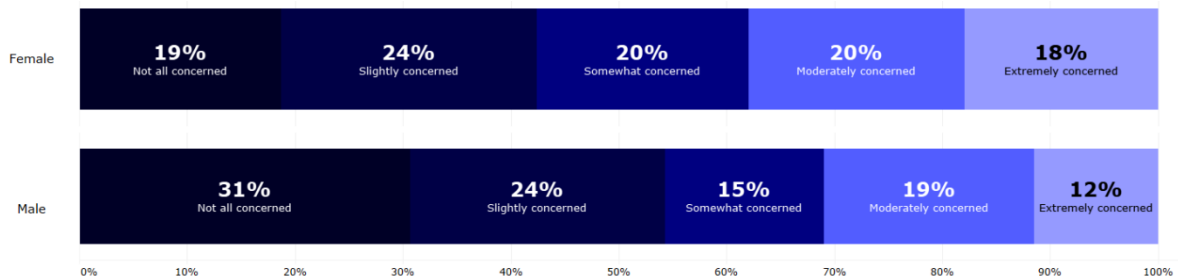


9 survey respondents selected *This question does not apply to me*.



Employment and financial impacts

How are you feeling about your employment situation? This question was applicable to just under half of the survey respondents. Female respondents were more concerned about this issue than male respondents, with almost two fifths selecting *Moderately* or *Extremely concerned*.



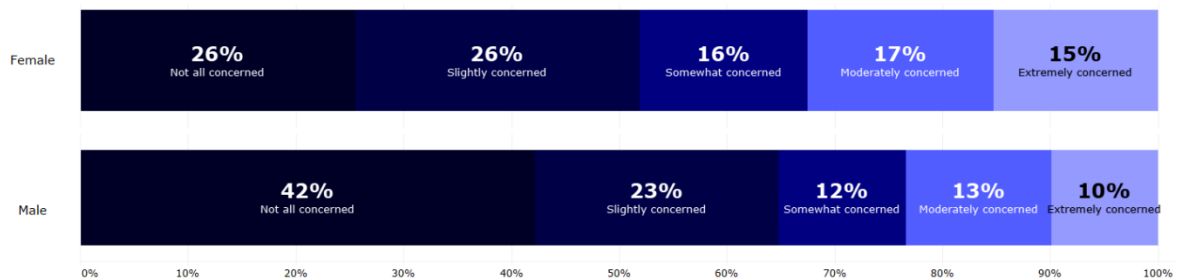
1,237 survey respondents selected *This question does not apply to me*.

Respondents who identified themselves as non-binary rated themselves as least concerned out of the three gender groups (5 out of 20 rated themselves as *Moderately* or *Extremely concerned*).



15 survey respondents selected *This question does not apply to me*.

How are you feeling about your financial situation? This question was applicable to over half of the survey respondents. Female respondents were more concerned about this issue than male respondents, with almost a third selecting *Moderately* or *Extremely concerned*.



982 survey respondents selected *This question does not apply to me*.

Lockdown Lowdown



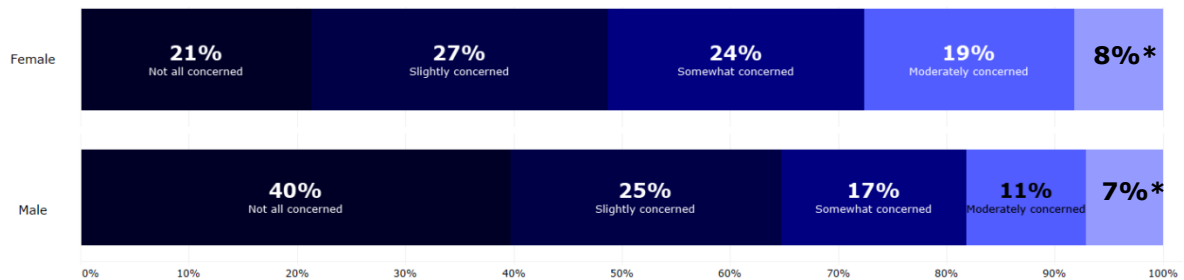
Respondents who identified themselves as non-binary rated themselves as most concerned out of the three gender groups (11 out of 26 rated themselves as *Moderately* or *Extremely concerned*).



9 survey respondents selected *This question does not apply to me*.

Health and wellbeing impacts

How are you feeling about your physical wellbeing? Female respondents were more concerned about this issue than male respondents, with over a quarter selecting *Moderately* or *Extremely concerned*.



*Extremely concerned

Respondents who identified themselves as non-binary rated themselves as most concerned out of the three gender groups (13 out of 35 rated themselves as *Moderately* or *Extremely concerned*).

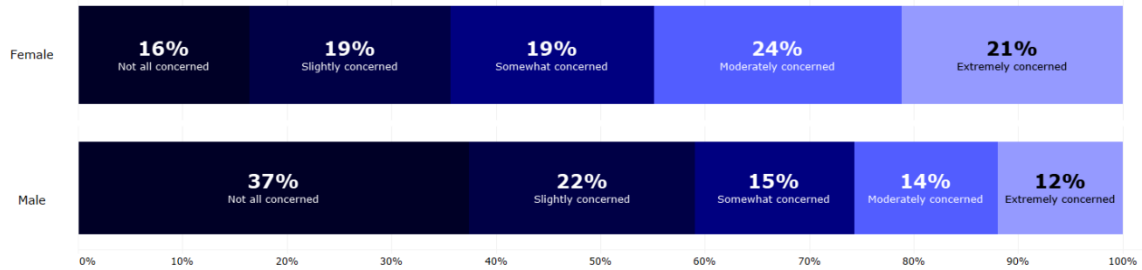


*Not all concerned

Lockdown Lowdown



How are you feeling about your mental wellbeing? Female respondents were more concerned about this issue than male respondents, with 45% selecting *Moderately* or *Extremely concerned*.

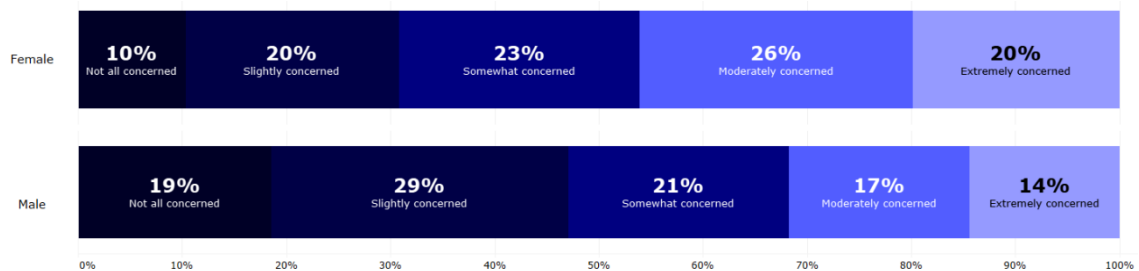


Respondents who identified themselves as non-binary rated themselves as most concerned out of the three gender groups (25 out of 35 rated themselves as *Moderately* or *Extremely concerned*).



*Not at all concerned **Slightly concerned

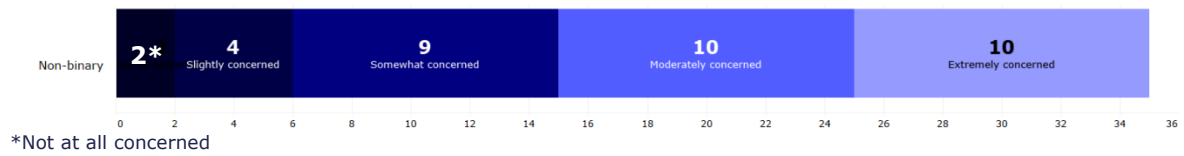
How are you feeling about the physical wellbeing of others (e.g. family or friends)? Female respondents were more concerned about this issue than male respondents, with 46% selecting *Moderately* or *Extremely concerned*.



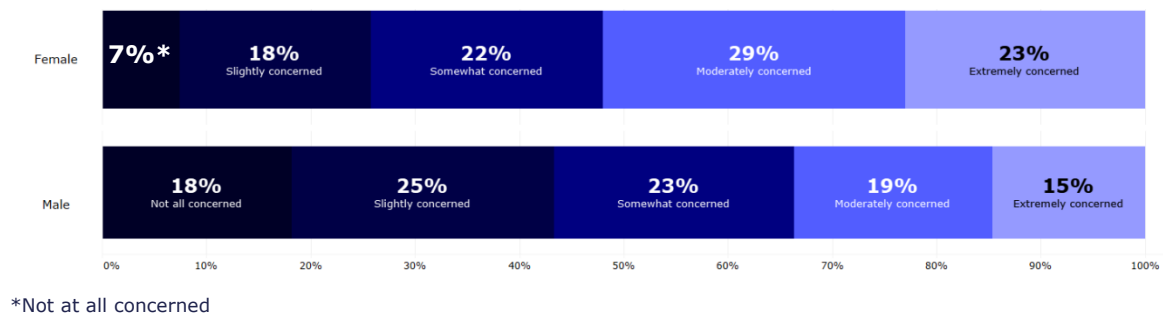
Lockdown Lowdown



Respondents who identified themselves as non-binary rated themselves as most concerned out of the three gender groups (20 out of 35 rated themselves as *Moderately* or *Extremely concerned*).



How are you feeling about the mental wellbeing of others (e.g. family or friends)? Female respondents were more concerned about this issue than male respondents, with over half selecting *Moderately* or *Extremely concerned*.



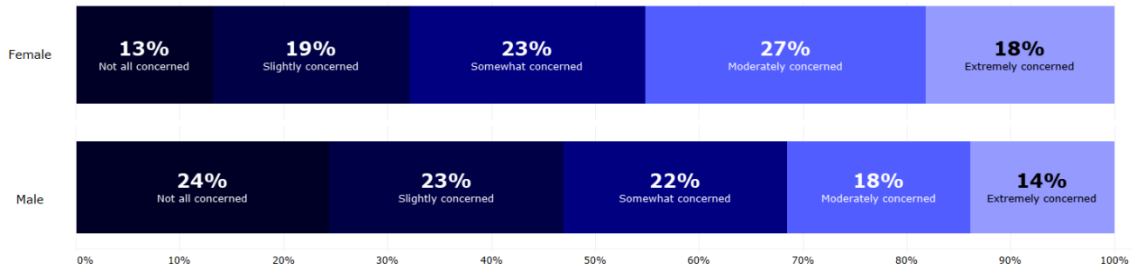
Respondents who identified themselves as non-binary rated themselves as most concerned out of the three gender groups (24 out of 35 rated themselves as *Moderately* or *Extremely concerned*).



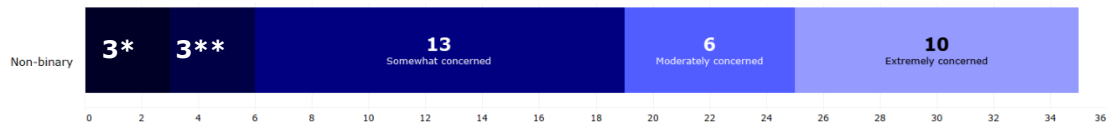


Social impact

How are you feeling about the impact on your social relationships with family or friends? Female respondents were more concerned about this issue than male respondents, with 45% selecting *Moderately* or *Extremely concerned*.



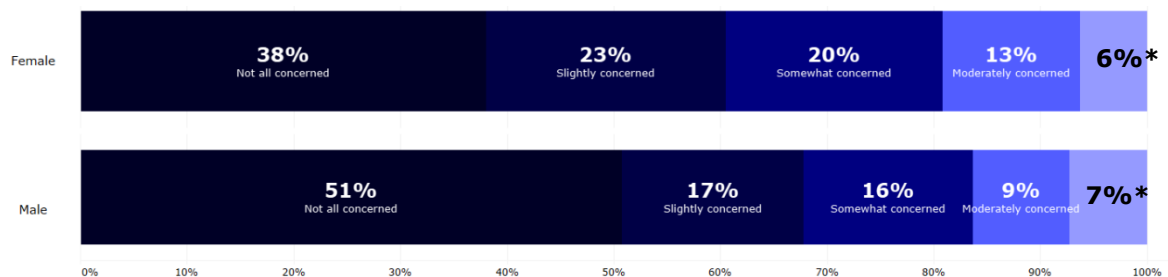
Respondents who identified themselves as non-binary had a similar concern rate as female respondents (16 out of 35 rated themselves as *Moderately* or *Extremely concerned*).



*Not at all concerned **Slightly concerned

Impact on young people's rights

How are you feeling about your ability to access your rights as a young person? Female respondents were more concerned about this issue than male respondents, with 62% reporting some concern.



*Extremely concerned

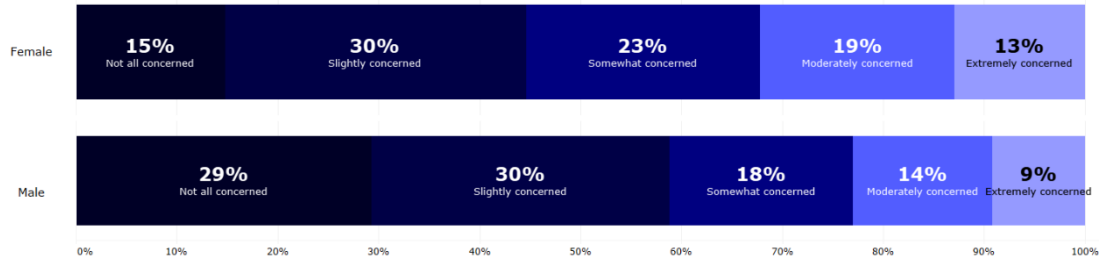
Respondents who identified themselves as non-binary rated themselves as most concerned out of the three gender groups (23 out of 35 reported some concern).





Impact on caring for others

How are you feeling about your ability to look out for/care for others? Female respondents were more concerned about this issue than male respondents, with around a third selecting *Moderately* or *Extremely concerned*.



489 survey respondents selected *This question does not apply to me*.

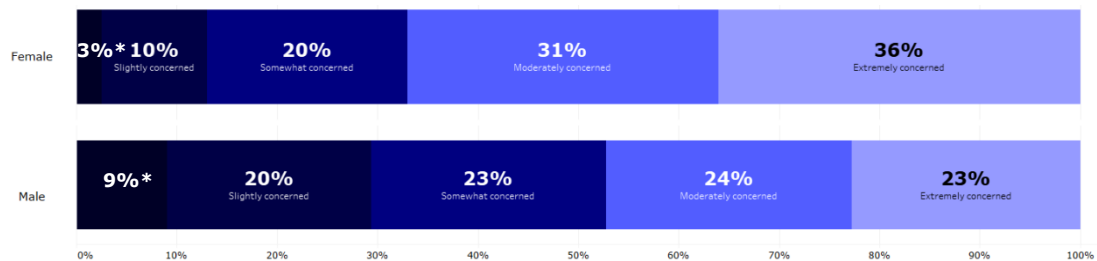
Respondents who identified themselves as non-binary rated themselves as most concerned out of the three gender groups (14 out of 31 rated themselves as *Moderately* or *Extremely concerned*).



4 survey respondents selected *This question does not apply to me*.

Impact on the future

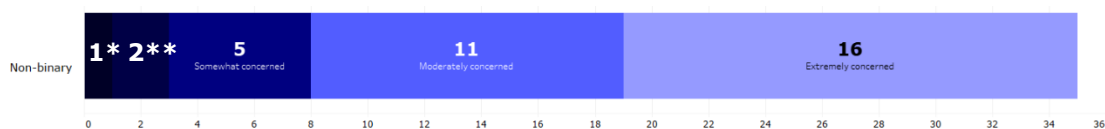
How are you feeling about the impact of coronavirus (COVID-19) on the future? Over 90% of respondents expressed some concern across both gender groups. Female respondents were most concerned, with over two thirds selecting *Moderately* or *Extremely concerned*.



*Not at all concerned



Respondents who identified themselves as non-binary rated themselves as most concerned out of the three gender groups (27 out of 35 rated themselves as *Moderately* or *Extremely concerned*).



*Not at all concerned **Slightly concerned

Summary of concerns by gender

Concerns across gender groups were consistent. The issue that all demographic age groups were most concerned about was *the impact of coronavirus (COVID-19) on the future*.

Aside from the future, both Female and Male respondents' main concerns were:

- Exams or coursework
- Mental health and wellbeing of others

The second most important issue for Non-binary respondents after the future was personal mental health, with 25 out of 35 respondents rating themselves as *Moderately* or *Extremely concerned*.

Other issues that young people are concerned about regarding coronavirus (COVID-19)

Below is a breakdown of the themes that were most prevalent in responses from those in each gender group.

Female: 542 responses

Main theme from qualitative analysis	Responses
Educational impacts	139
Economic impacts	89
Social impacts	58
Impact on mental health	41
Fearing for family or friends	40

Lockdown Lowdown



Male: 292 responses

Main theme from qualitative analysis	Responses
Educational impacts	62
Economic impacts	45
Fearing for family or friends	25
Societal impacts	23
Social impacts	22

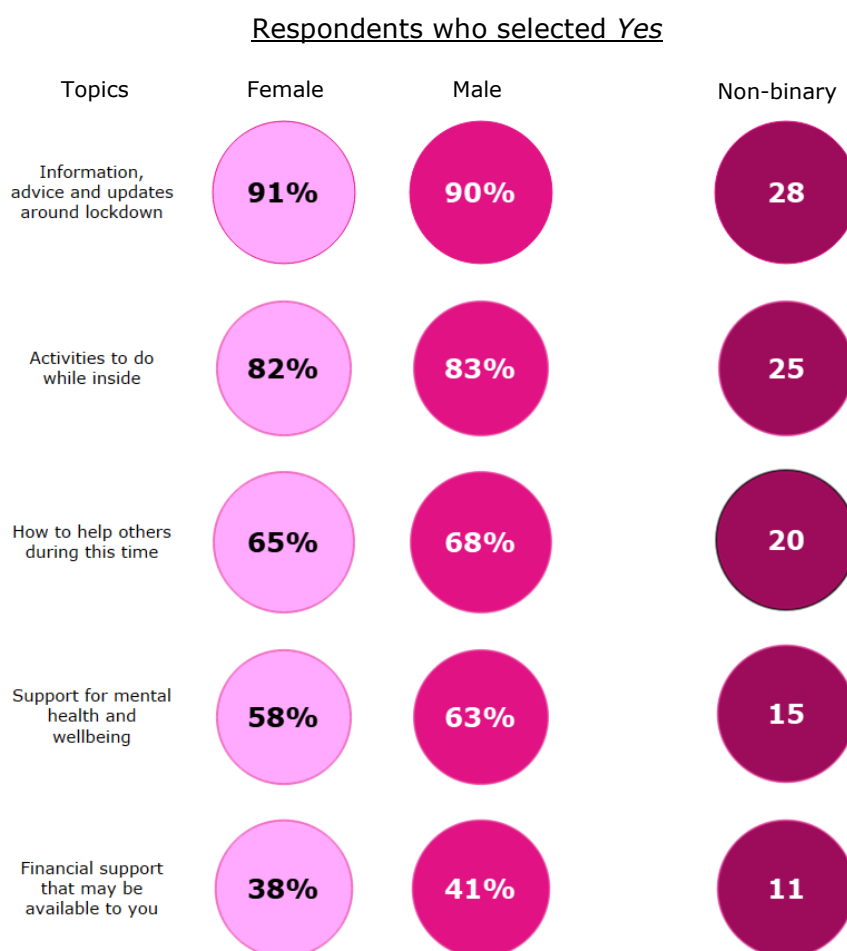
Non-binary: 15 responses

Main theme from qualitative analysis	Responses
Educational impacts	4
Impact on mental health	4
Economic impacts	3
Practicalities of being in lockdown or social distancing	3



Access to information about coronavirus (COVID-19)

If you wanted to access information about the topics below during the coronavirus (COVID-19) outbreak, do you know how to do that? Responses across all gender groups followed the same pattern. The topics that respondents were most confident in accessing information about were *Information, advice and updates around lockdown* and *Activities to do while inside*. The topics that respondents were least confident in accessing information about were *Support for mental health and wellbeing* and *Financial support that may be available to you*.



For the most part, there were no real differences between the female and male demographic groups. Female were less confident than males in accessing information



around *Support for mental health and wellbeing* and *Financial support that may be available to you*.

When looking at the ratios, respondents who identified as Non-binary were less confident in where to access information than the other two groups.

Are there any topics not included above that you would like more information about at this time?

Below is a breakdown of the themes that were most prevalent in responses from those in each gender group. Most of these responses were a variation of *No* or *Nothing*. The themes generated from the Non-binary respondents had less than three responses each so have been excluded in this case.

Female: 350 responses

Main theme from qualitative analysis	Responses
Topics around education	55
Updates around returning to normal/the future	18
Other	13
Advice on staying safe and healthy	12
Topics around mental health	10

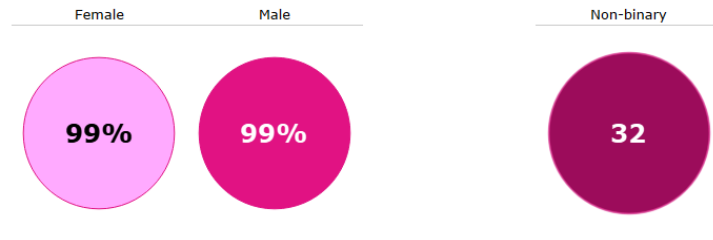
Male: 175 responses

Main theme from qualitative analysis	Responses
Topics around education	16
Information and support for specific groups	9
How to support others during this time	8
Updates around returning to normal/the future	7
Facts/advice around the virus itself	4



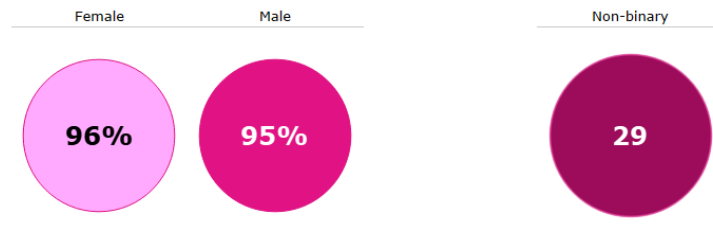
Do you have access to a device at home that you can look at online services?¹⁰

There were no differences in response rate between female and male respondents. When looking at the ratio, non-binary respondents selected Yes less often than the other gender groups.



Do you have access to reliable broadband/data at home?¹¹

There were no significant differences in response rate between female and male respondents. When looking at the ratio, non-binary respondents selected Yes less often than the other gender groups.

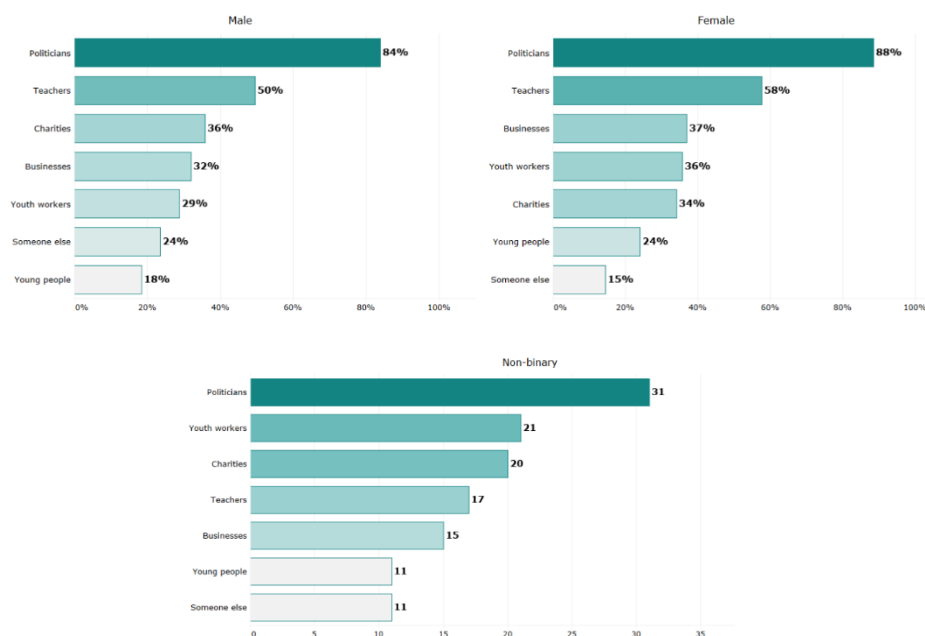


¹⁰ This survey was only available online. Therefore, the response to this question may not be representative of all young people's experiences.
¹¹ See comment above.



The role of decision makers in relation to coronavirus (COVID-19)

Who do you think should be providing information surrounding coronavirus (COVID-19)? All gender groups selected *Politicians* as their main preference for who should be providing information around COVID-19. *Teachers* were the second preference for both male and female respondents whereas those who identified as non-binary selected *Youth workers*. Male and Non-binary respondents selected *Charities* more often than Female respondents. *Young people* was the least preferred option across all gender groups.



This question was multiple choice, therefore the percentage will not total 100%.

Of the **433** respondents who selected *Someone else*, **408** provided a typed suggestion. The most common responses from each gender group are summarised in the following tables.

Female: 212 responses

Main theme from qualitative analysis	Responses
Health or medical professionals	109
Scientists or researchers	25
Government	20
Media	19
Other	16



Male: 170 responses

Main theme from qualitative analysis	Responses
Health or medical professionals	51
Parents or carers	42
Scientists or researchers	31
Media	22
Government	15

Non-binary: 10 responses

Main theme from qualitative analysis	Responses
Health or medical professionals	5

What actions would you like to see decision makers (such as those listed above) take to tackle issues surrounding coronavirus (COVID-19)?

There were **2,418** suggestions freely typed by respondents. The tables below demonstrate the ten most common themes from respondents in each gender group.

Female: 1,579 responses

Main theme from qualitative analysis	Responses
Ensure information is clear, honest and from a reliable source	298
Don't know or not sure	230
Improvements to current impact on education	187
Make current restrictions more strict	129
Adapting information to suit the needs of young people	111
Increase support for vulnerable groups	106
Clarification of existing measures	105
Improvements to current impact on mental health	82
More communication around the future and life after lockdown	81
Keep the public updated on a regular basis	79

Male: 742 responses

Main theme from qualitative analysis	Responses
Ensure information is clear, honest and from a reliable source	111
Make current restrictions more strict	79

Lockdown Lowdown



Clarification of existing measures	54
Improvements to current impact on education	49
Increase support for vulnerable groups	38
More communication around the future and life after lockdown	37
Suggested methods of communication	36
Don't know or not sure	35
Share positive information as well as negative	29
Adapting information to suit the needs of young people	26

Non-binary: 35 responses

Main theme from qualitative analysis	Responses
Don't know or not sure	7
Adapting information to suit the needs of young people	7
Ensure information is clear, honest and from a reliable source	6
Improvements to current impact on education	3
Increase support for vulnerable groups	3
Support, protection and funding for frontline workers	3



Education or Employment Status Demographic Exploration

Respondents were asked to state their current education or employment status. This was a multiple-choice question, therefore respondents could pick more than one option and the total in this demographic split is higher than the original survey total. Below is a summary of the respondents. For the purposes of this exploration, responses from those who selected *None of the above*, *I prefer not to say* and *Other* will be excluded.

- School: **1,818** respondents
- Employment (part-time): **383** respondents
- University: **265** respondents
- College: **186** respondents
- Unemployed: **182** respondents
- Employment (full-time): **125** respondents
- Apprenticeship/Training: **32** respondents
- None of the above: **32** respondents
- Other: **30** respondents
- I prefer not to say: **23** respondents

For the purposes of comparison, this section will be split into relevant groups:

- Education (School, College and University respondents)
- Employment (Part-time and Full-time respondents)
- Unemployment
- Apprenticeship/Training

Responses from respondents who stated that they were in an *Apprenticeship/Training* will be included but will be reported on as whole numbers rather than percentages. The ratio of responses will still be comparable.



Educational impacts

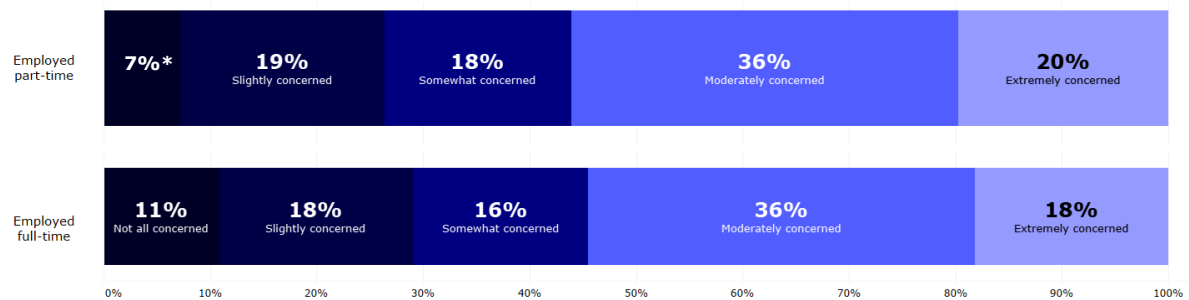
How are you feeling about school, college and university closures? When looking at the respondents in some form of education, those in college were most concerned with 60% selecting *Moderately* or *Extremely concerned*.



*Not at all concerned

5 survey respondents selected *This question does not apply to me*.

Of the respondents in some form of employment, concern was similar between the two groups, with over half stating they were *Moderately* or *Extremely concerned*.



*Not at all concerned

93 survey respondents selected *This question does not apply to me*.

Two fifths of respondents who were unemployed rated themselves as *Moderately* or *Extremely concerned*.

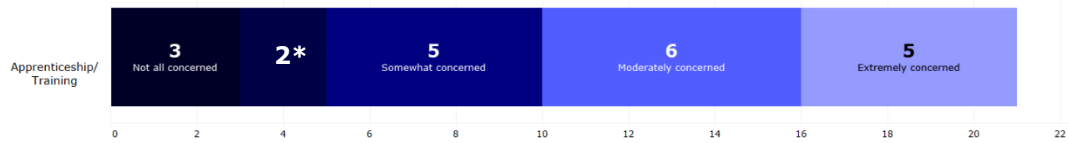


19 survey respondents selected *This question does not apply to me*.

Lockdown Lowdown



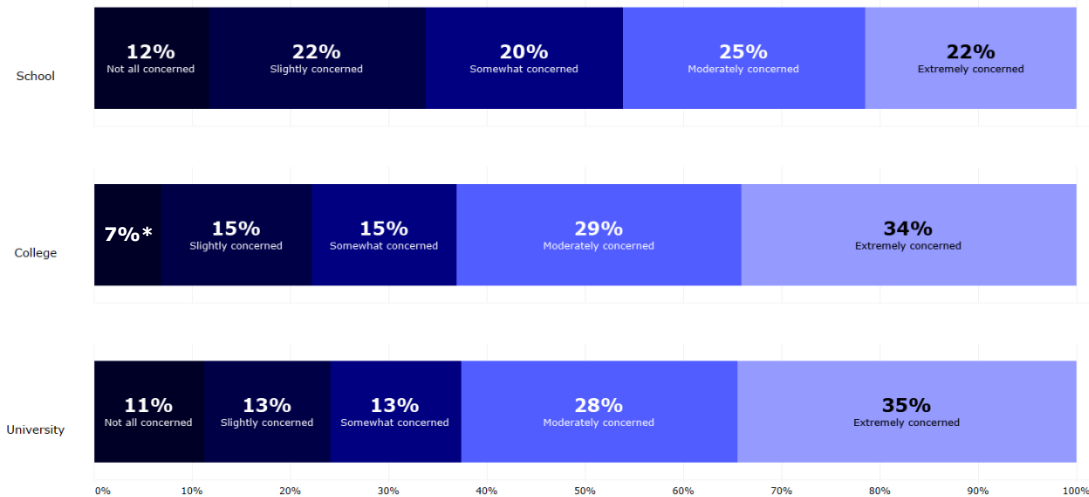
Around half of the respondents who were in taking part in an apprenticeship or training rated themselves as *Moderately* or *Extremely concerned* (11 out of 21).



*Slightly concerned

11 survey respondents selected *This question does not apply to me.*

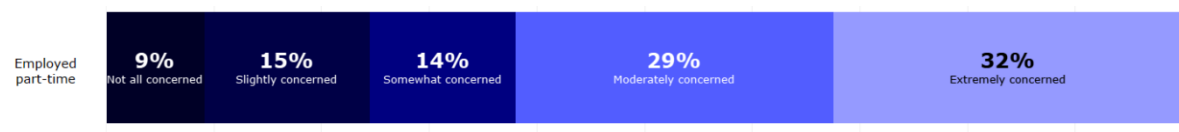
How are you feeling about any exams or coursework you may have? When looking at the respondents in some form of education, those in college and university were most concerned with 63% selecting *Moderately* or *Extremely concerned*.



*Not all concerned

322 survey respondents selected *This question does not apply to me.*

Of the respondents in part-time employment, 61% selected *Moderately* or *Extremely concerned*. This question was only applicable to 31 respondents in full-time employment so comparable results have not been produced here.



44 survey respondents selected *This question does not apply to me.*

Lockdown Lowdown

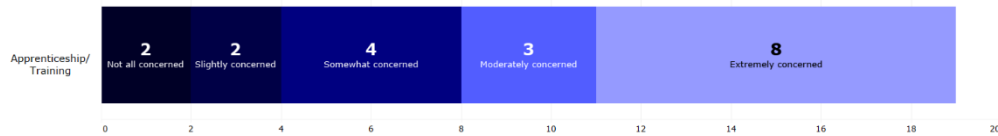


Of those who were unemployed, 45% rated themselves as *Moderately* or *Extremely concerned*).



47 survey respondents selected *This question does not apply to me*.

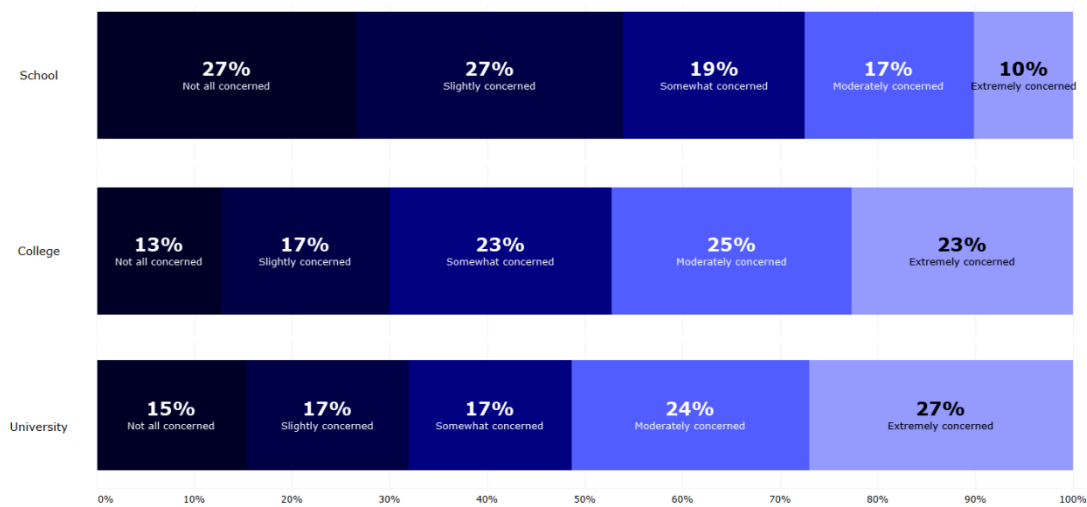
Over half of the respondents who were in taking part in an apprenticeship or training rated themselves as *Moderately* or *Extremely concerned* (11 out of 19).



13 survey respondents selected *This question does not apply to me*.

Employment and financial impacts

How are you feeling about your employment situation? This question was applicable to just under half of the survey respondents. When looking at the respondents in some form of education, those in university were most concerned with around half selecting *Moderately* or *Extremely concerned*.



1,282 survey respondents selected *This question does not apply to me*.

Lockdown Lowdown

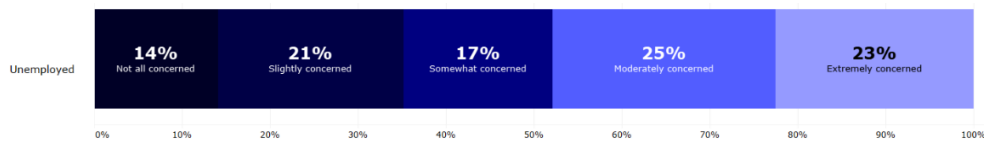


Of the respondents in some form of employment, concern was similar between the two groups, with around a third stating they were *Moderately* or *Extremely concerned*.



25 survey respondents selected *This question does not apply to me*.

Of those who were unemployed, around half rated themselves as *Moderately* or *Extremely concerned*).



111 survey respondents selected *This question does not apply to me*.

Half of the respondents who were in taking part in an apprenticeship or training rated themselves as *Moderately* or *Extremely concerned* (12 out of 24).



Lockdown Lowdown



How are you feeling about your financial situation? This question was applicable to over half of the survey respondents. When looking at the respondents in some form of education, those in university were most concerned with 45% selecting *Moderately* or *Extremely concerned*.



1,015 survey respondents selected *This question does not apply to me*.

Of the respondents in some form of employment, concern was similar between the two groups, with almost a third stating they were *Moderately* or *Extremely concerned*.



53 survey respondents selected *This question does not apply to me*.

Of those who were unemployed, two fifths rated themselves as *Moderately* or *Extremely concerned*).

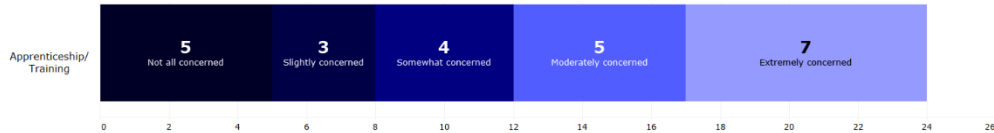


72 survey respondents selected *This question does not apply to me*.

Lockdown Lowdown



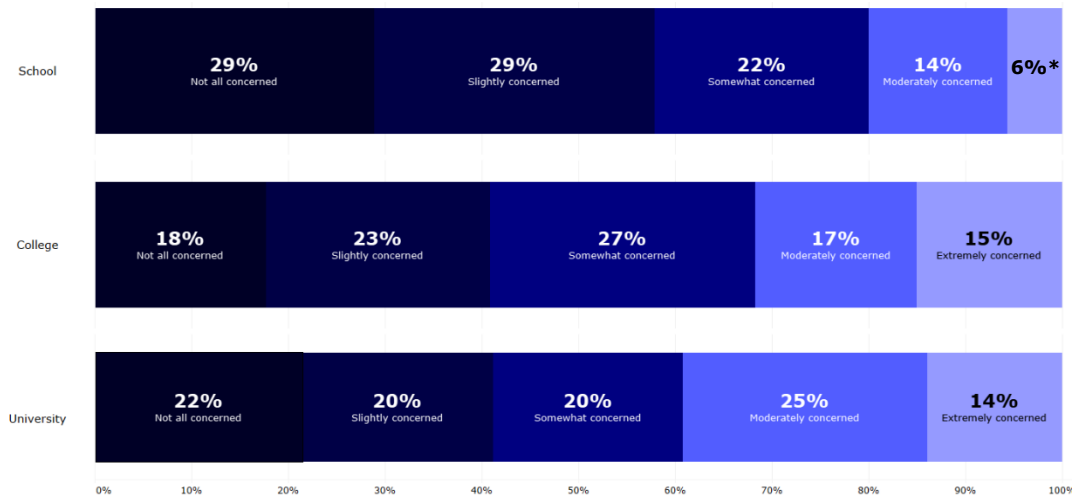
Of the respondents who were in taking part in an apprenticeship or training, over half rated themselves as *Moderately* or *Extremely concerned* (12 out of 24).



6 survey respondents selected *This question does not apply to me*.

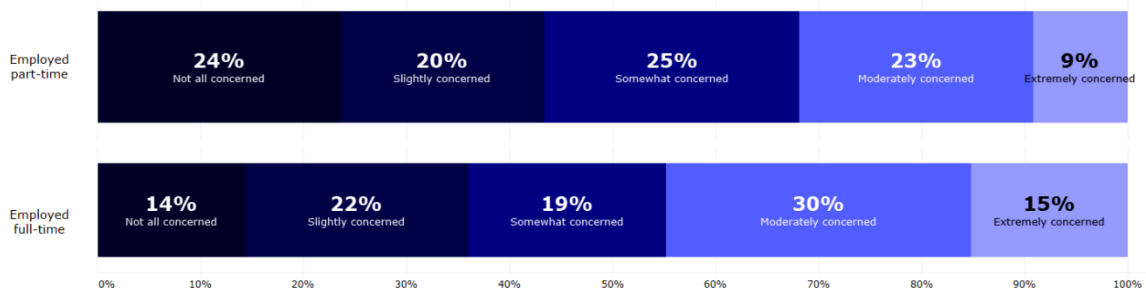
Health and wellbeing impacts

How are you feeling about your physical wellbeing? When looking at the respondents in some form of education, those in university were most concerned with 39% selecting *Moderately* or *Extremely concerned*.



*Extremely concerned

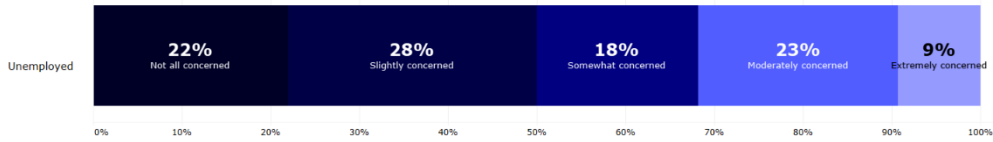
Of the respondents in some form of employment, those in full-time employment were more concerned, with 45% stating they were *Moderately* or *Extremely concerned*.



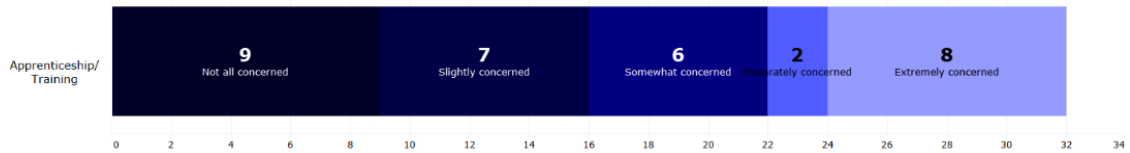
Lockdown Lowdown



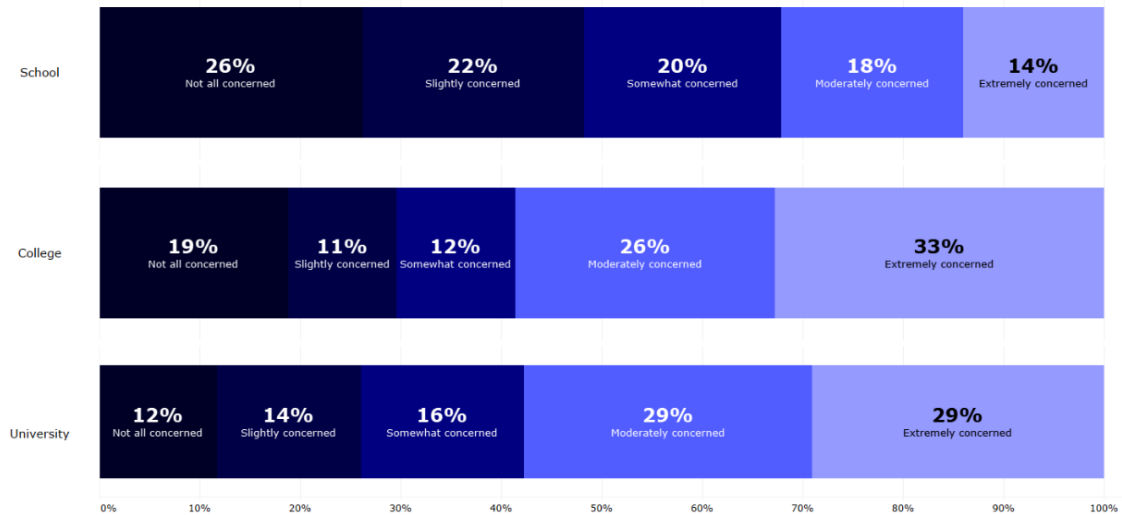
Of those who were unemployed, around a third rated themselves as *Moderately* or *Extremely concerned*).



Of the respondents who were in taking part in an apprenticeship or training, around a third rated themselves as *Moderately* or *Extremely concerned* (10 out of 32).



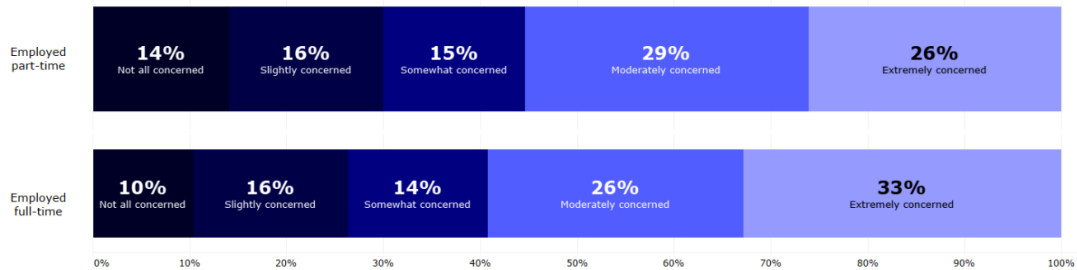
How are you feeling about your mental wellbeing? When looking at the respondents in some form of education, those in college and university were most concerned with around 59% selecting *Moderately* or *Extremely concerned*.



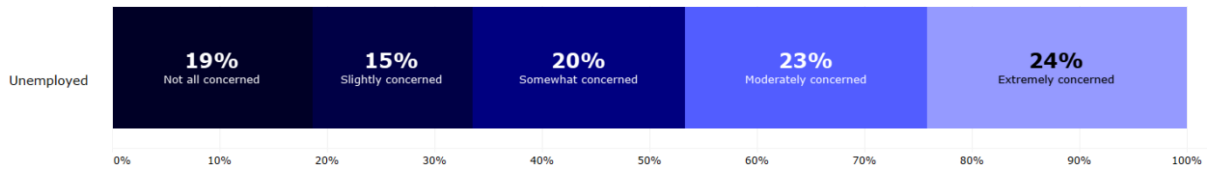
Lockdown Lowdown



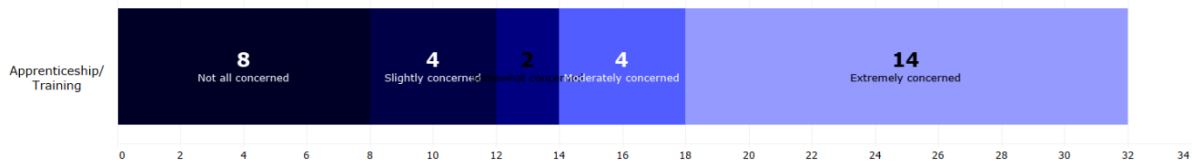
Of the respondents in some form of employment, those in full-time employment were more concerned, with 59% stating they were *Moderately* or *Extremely concerned*.



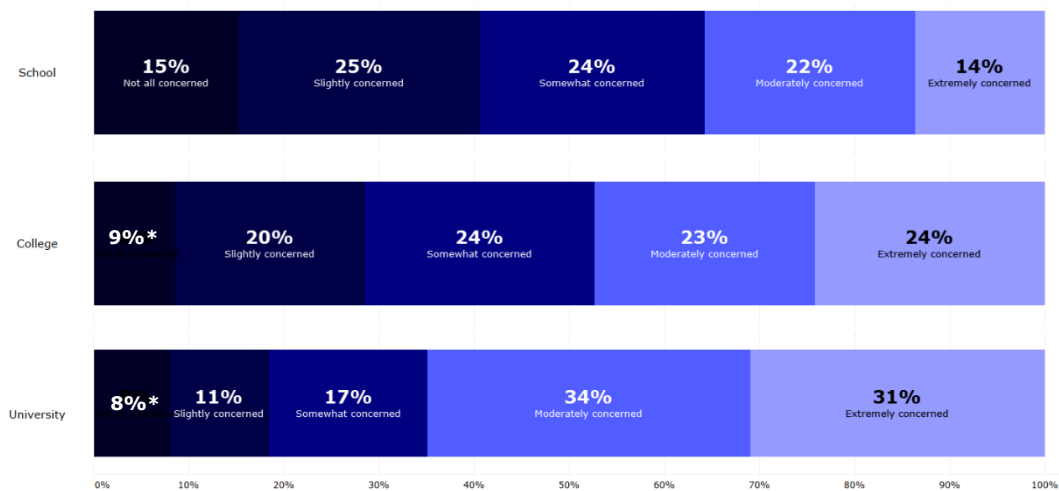
Of those who were unemployed, almost half rated themselves as *Moderately* or *Extremely concerned*.



Of the respondents who were in taking part in an apprenticeship or training, over half rated themselves as *Moderately* or *Extremely concerned* (18 out of 32).



How are you feeling about the physical wellbeing of others (e.g. family or friends)? When looking at the respondents in some form of education, those in university were most concerned with 65% selecting *Moderately* or *Extremely concerned*.

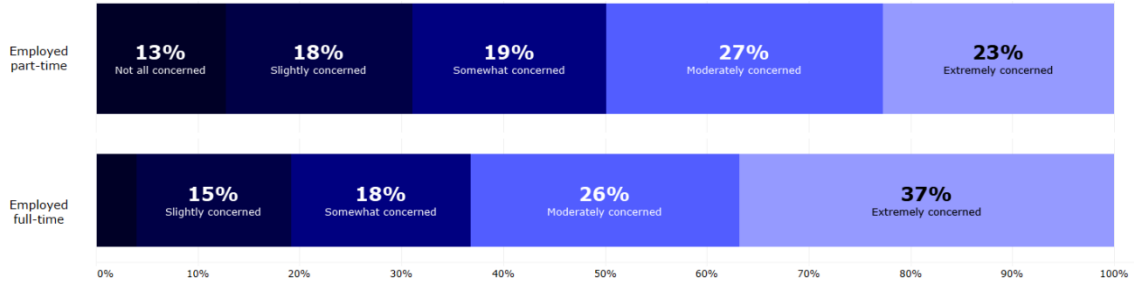


*Not at all concerned

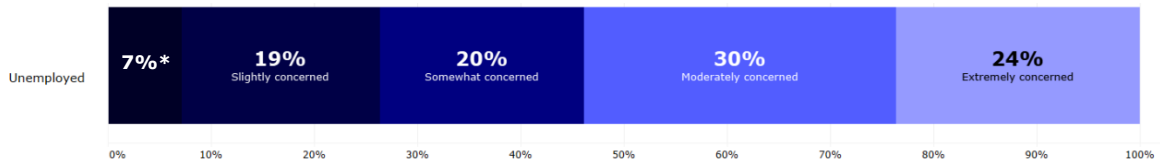
Lockdown Lowdown



Of the respondents in some form of employment, those in full-time employment were more concerned, with 63% stating they were *Moderately* or *Extremely concerned*.

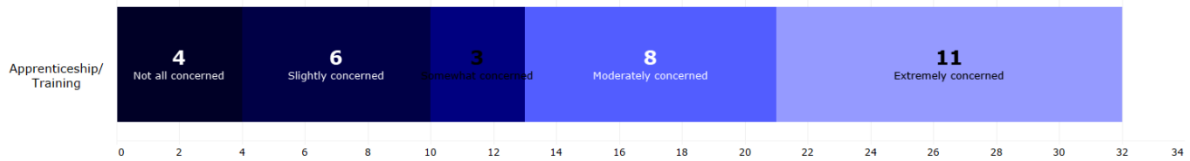


Of those who were unemployed, 54% rated themselves as *Moderately* or *Extremely concerned*).



*Not at all concerned

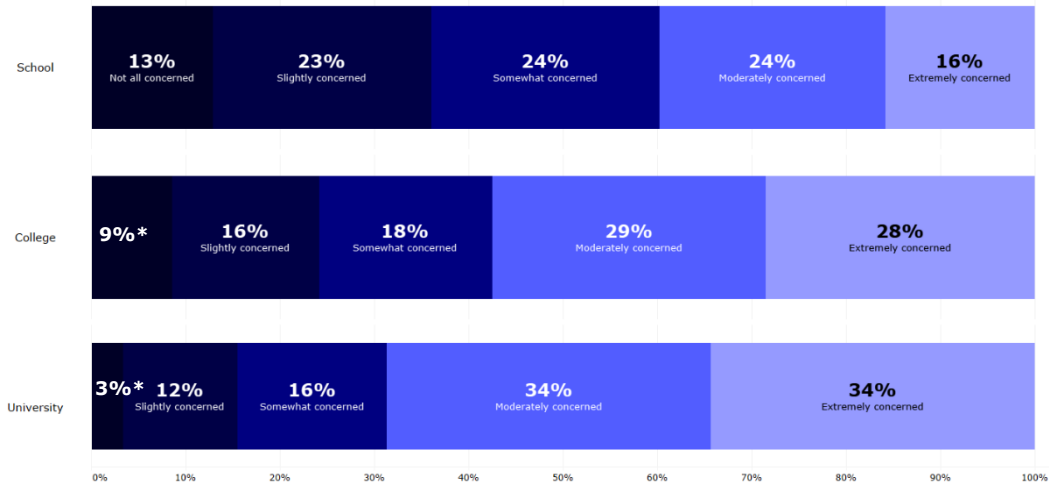
Of the respondents who were in taking part in an apprenticeship or training, over half rated themselves as *Moderately* or *Extremely concerned* (19 out of 32).



Lockdown Lowdown



How are you feeling about the mental wellbeing of others (e.g. family or friends)? When looking at the respondents in some form of education, those in university were most concerned with 68% selecting *Moderately* or *Extremely concerned*.



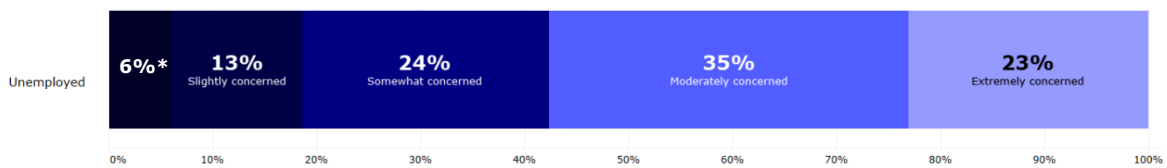
*Not at all concerned

Of the respondents in some form of employment, those in full-time employment were more concerned, with 62% stating they were *Moderately* or *Extremely concerned*.



*Not at all concerned

Of those who were unemployed, 58% rated themselves as *Moderately* or *Extremely concerned*).

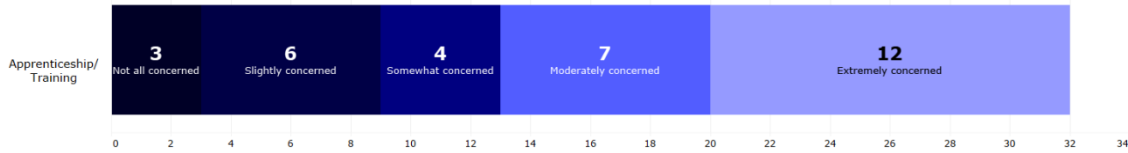


*Not at all concerned

Lockdown Lowdown

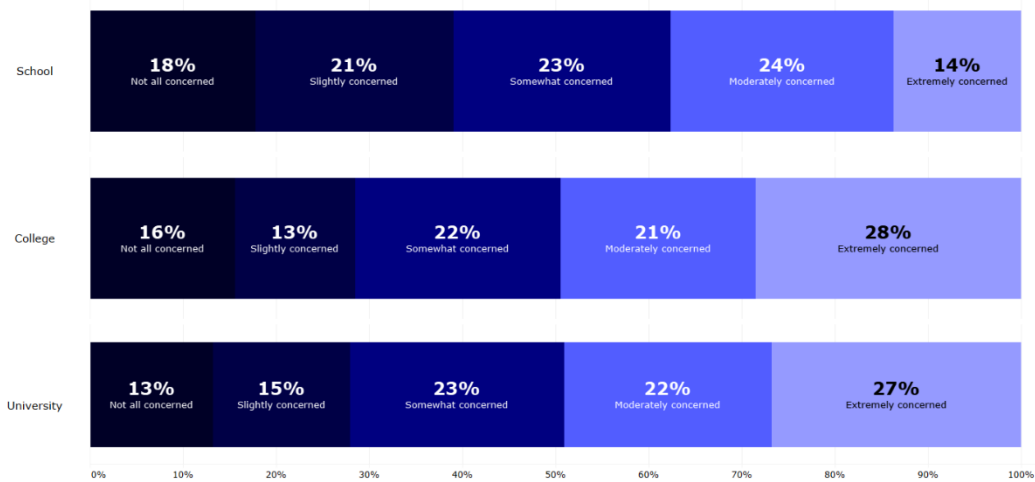


Of the respondents who were in taking part in an apprenticeship or training, over half rated themselves as *Moderately* or *Extremely concerned* (19 out of 32).

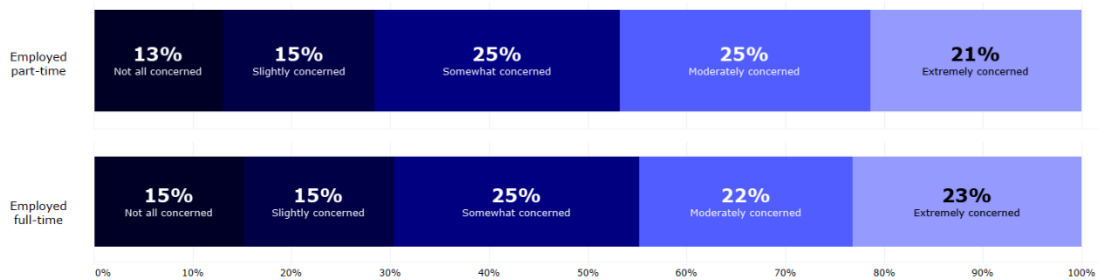


Social impact

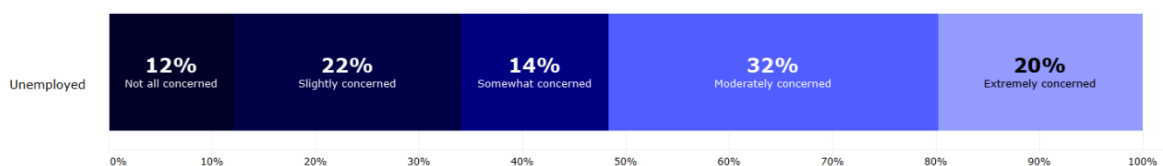
How are you feeling about the impact on your social relationships with family or friends? When looking at the respondents in some form of education, those in college and university were most concerned with almost half selecting *Moderately* or *Extremely concerned*.



Of the respondents in some form of employment, both groups were similarly concerned, with around 46% stating they were *Moderately* or *Extremely concerned*.



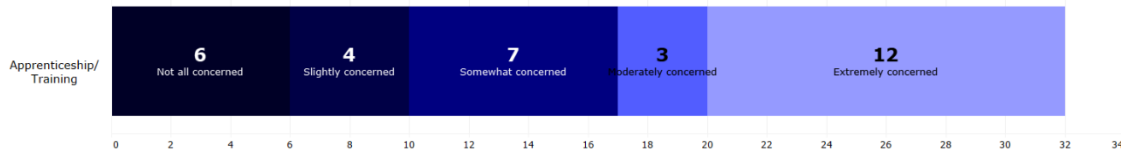
Of those who were unemployed, over half rated themselves as *Moderately* or *Extremely concerned*).



Lockdown Lowdown

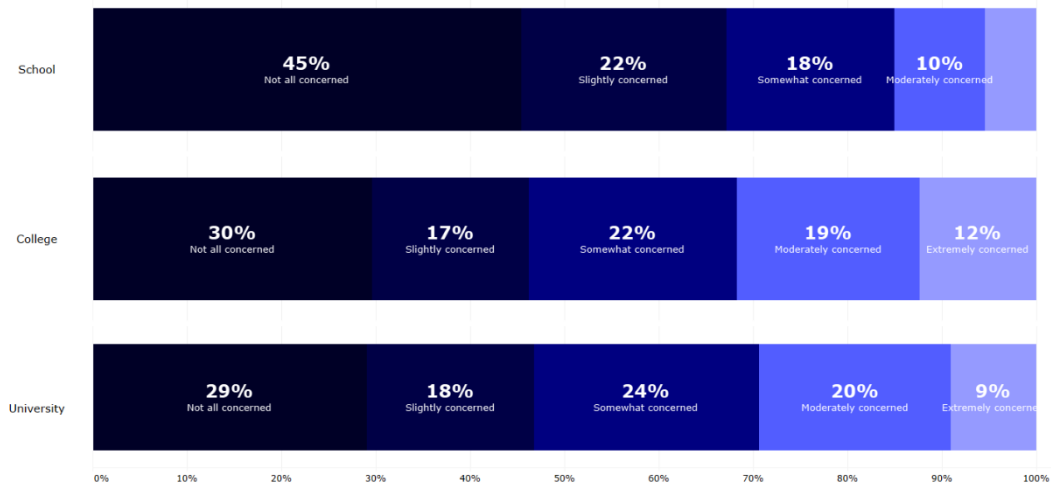


Of the respondents who were in taking part in an apprenticeship or training, almost half rated themselves as *Moderately* or *Extremely concerned* (15 out of 32).



Impact on young people's rights

How are you feeling about your ability to access your rights as a young person? When looking at the respondents in some form of education, around 70% of those in college and university expressed some concern over this issue compared to 55% in school.



Of the respondents in some form of employment, both groups were similarly concerned, with around two thirds expressing some concern.



Of those who were unemployed, 90% expressed some concern regarding this issue.





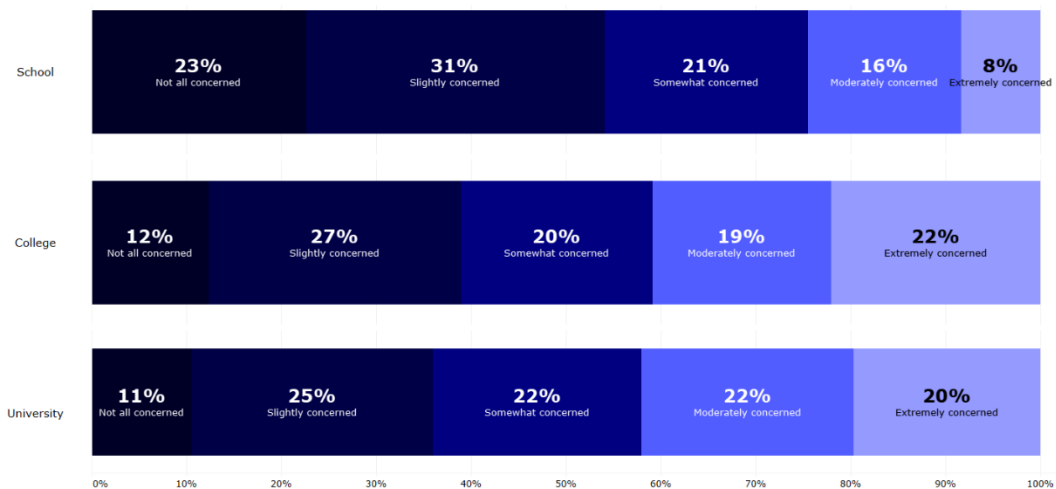
Of the respondents who were in taking part in an apprenticeship or training, 27 out of 32 expressed some concern.



Impact on caring for others

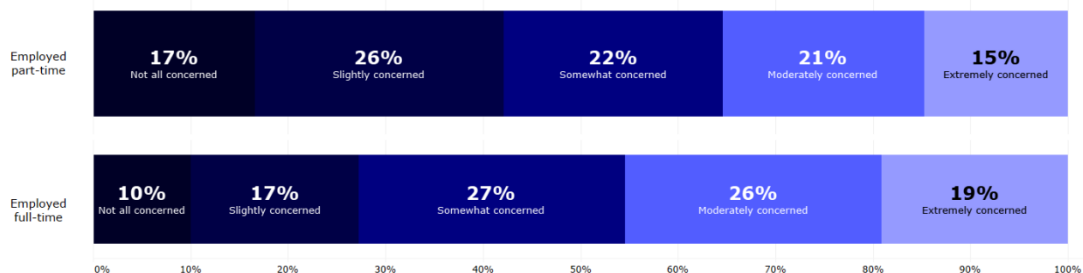
How are you feeling about your ability to look out for/care for others?

When looking at the respondents in some form of education, those in college and university were most concerned with around 42% selecting *Moderately* or *Extremely concerned*.



488 survey respondents selected *This question does not apply to me*

Of the respondents in some form of employment, those with full-time jobs were more concerned, with 45% stating they were *Moderately* or *Extremely concerned*.

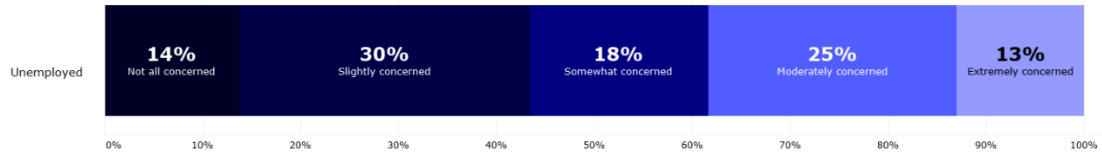


73 survey respondents selected *This question does not apply to me*

Lockdown Lowdown



Of those who were unemployed, 38% rated themselves as *Moderately* or *Extremely concerned*).



44 survey respondents selected *This question does not apply to me*

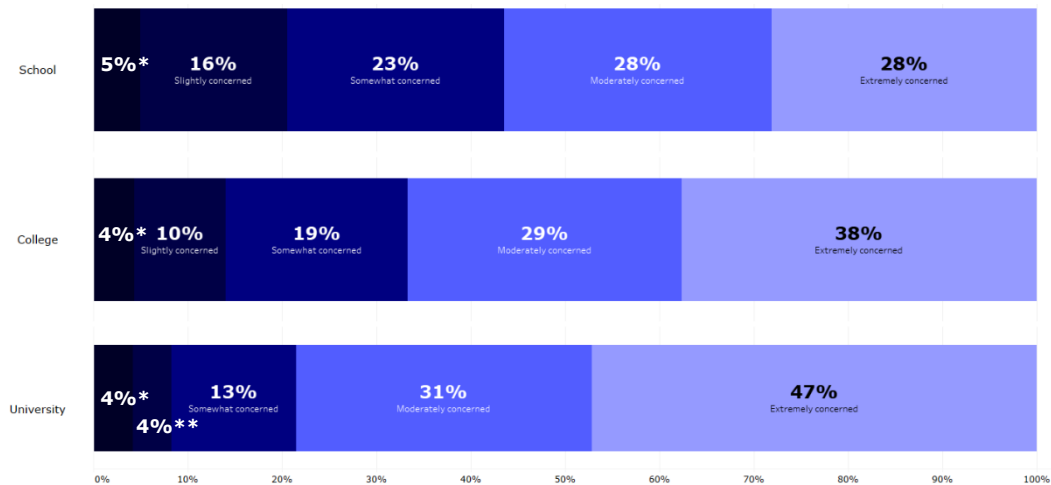
Of the respondents who were in taking part in an apprenticeship or training, around two fifths rated themselves as *Moderately* or *Extremely concerned* (9 out of 22).



10 survey respondents selected *This question does not apply to me*

Impact on the future

How are you feeling about the impact of coronavirus (COVID-19) on the future? When looking at the respondents in some form of education, those in were most concerned with 78% selecting *Moderately* or *Extremely concerned*.

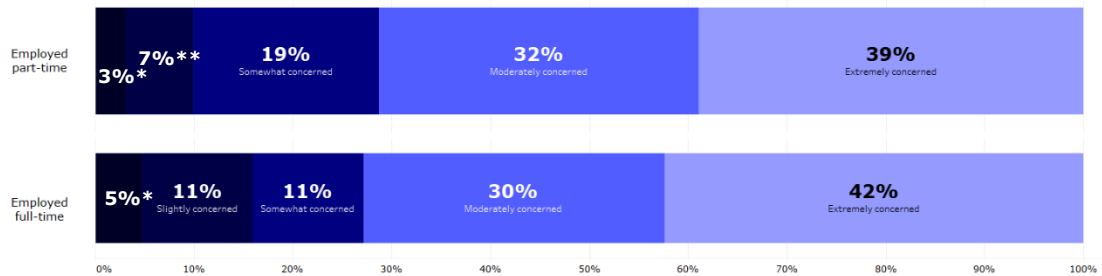


*Not at all concerned **Slightly concerned

Lockdown Lowdown

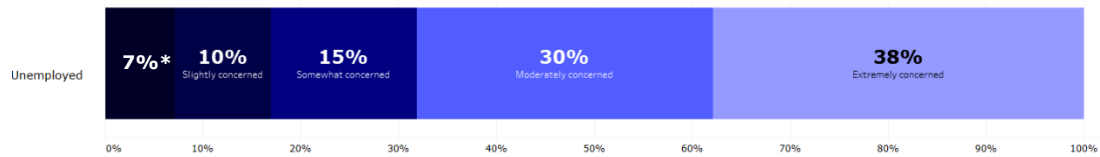


Of the respondents in some form of employment, levels of concern were similar between the two groups, with around 72% stating they were *Moderately* or *Extremely concerned*.



*Not at all concerned **Slightly concerned

Of those who were unemployed, 68% rated themselves as *Moderately* or *Extremely concerned*).



*Not at all concerned

Of the respondents who were in taking part in an apprenticeship or training, over half rated themselves as *Moderately* or *Extremely concerned* (20 out of 32).



10 survey respondents selected *This question does not apply to me*



Summary of concerns by education/employment status

The issue that all groups were most concerned about was *the impact of coronavirus (COVID-19) on the future*. The table below demonstrates the second most concerning issue for each group.

Group	Issue impacted by COVID-19	% selecting Moderately/ Extremely concerned
School	Exams or coursework	47%
College	Exams or coursework	63%
University	Mental health and wellbeing of others	68%
Employed part-time	Exams or coursework	61%
Employed full-time	Physical health and wellbeing of others	63%
Unemployed	Mental health and wellbeing of others	58%

For those in an apprenticeship or training, the second most concerning issues were the physical and mental health of others (both with 19 out of 32 respondents selecting *Moderately* or *Extremely concerned*).

Other issues that young people are concerned about regarding coronavirus (COVID-19)

Below is a breakdown of the themes that were most prevalent in responses from those in each demographic group. The themes generated from the Apprenticeship/Training respondents had less than three responses each so have been excluded in this case.

School: 648 responses

Main theme from qualitative analysis	Responses
Educational impacts	172
Social impacts	62
Economic impacts	60
Fearing for family or friends	54
Societal impacts	41



College: 61 responses

Main theme from qualitative analysis	Responses
Educational impacts	15
Timeframes	7
Economic impacts	5
Fearing for family or friends	5
Impact on mental health	5
Other	5
Societal impacts	5

University: 99 responses

Main theme from qualitative analysis	Responses
Economic impacts	41
Educational impacts	24
Lack of support	16
Social impacts	10
Impact on mental health	9

Employment (part-time): 126 responses

Main theme from qualitative analysis	Responses
Educational impacts	41
Economic impacts	32
Social impacts	13
Timeframes	11
Impact on mental health	10
Practicalities of being in lockdown or social distancing	10

Employment (full-time): 46 responses

Main theme from qualitative analysis	Responses
Economic impacts	20
Impact on mental health	8
Worried about vulnerable groups	8
Societal impacts	6
Other	5
Timeframes	5

Lockdown Lowdown



Unemployed: 53 responses

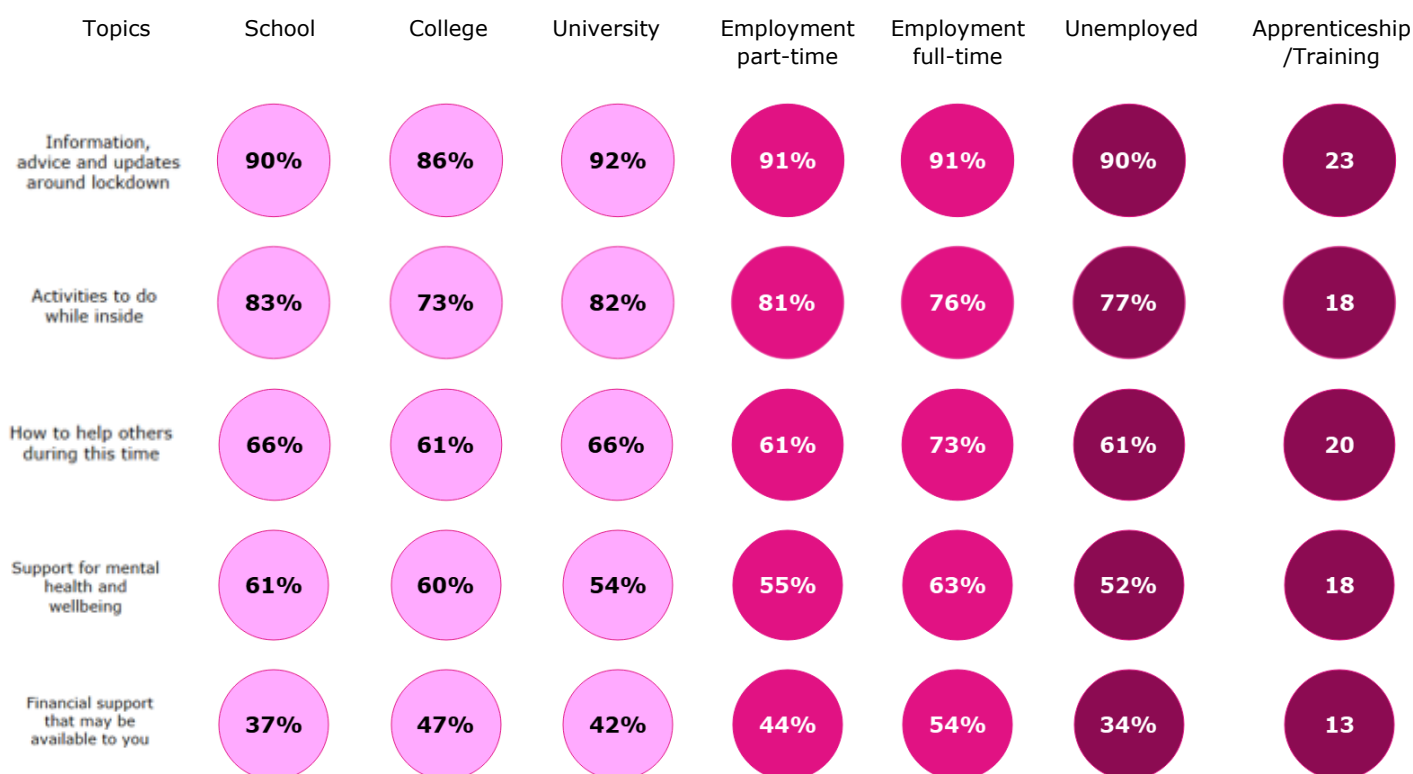
Main theme from qualitative analysis	Responses
Educational impacts	13
Economic impacts	11
Practicalities of being in lockdown or social distancing	5
Worried about vulnerable groups	5
Impact on mental health	4
Other	4
Social impacts	4
Societal impacts	4



Access to information about coronavirus (COVID-19)

If you wanted to access information about the topics below during the coronavirus (COVID-19) outbreak, do you know how to do that? Responses were broadly similar across demographic groups. The topics that respondents were most confident in accessing information about were *Information, advice and updates around lockdown* and *Activities to do while inside*. The topics that respondents were least confident in accessing information about were *Support for mental health and wellbeing* and *Financial support that may be available to you*.

Respondents who selected Yes





Are there any topics not included above that you would like more information about at this time?

Below is a breakdown of the themes that were most prevalent in responses from those in each demographic group. Most of these responses were a variation of *No* or *Nothing*. The themes generated from the College and Apprenticeship/Training respondents had less than three responses each so have been excluded in this case.

School: 426 responses

Main theme from qualitative analysis	Responses
Topics around education	59
Updates around returning to normal/the future	19
Advice on staying safe and healthy	11
Other	8
Facts/advice around the virus itself	8

University: 47 responses

Main theme from qualitative analysis	Responses
Topics around education	7
Topics around employment	4

Employment (part-time): 69 responses

Main theme from qualitative analysis	Responses
Topics around education	20
Updates around returning to normal/the future	3
Topics around employment	3
Facts/advice around the virus itself	3

Employment (full-time): 30 responses

Main theme from qualitative analysis	Responses
Other	3
Topics around employment	3



Unemployed: 41 responses

Main theme from qualitative analysis	Responses
Topics around education	6
Updates around returning to normal/the future	3

Do you have access to a device at home that you can look at online services?¹²

Respondents in college and undertaking an apprenticeship or training selected Yes slightly less often than the other groups.



Do you have access to reliable broadband/data at home?¹³

Respondents in college and part-time employment selected Yes slightly less often than the other groups. When looking at the ratios, respondents undertaking an apprenticeship or training selected Yes much less often than other groups.



¹² This survey was only available online. Therefore, the response to this question may not be representative of all young people's experiences.

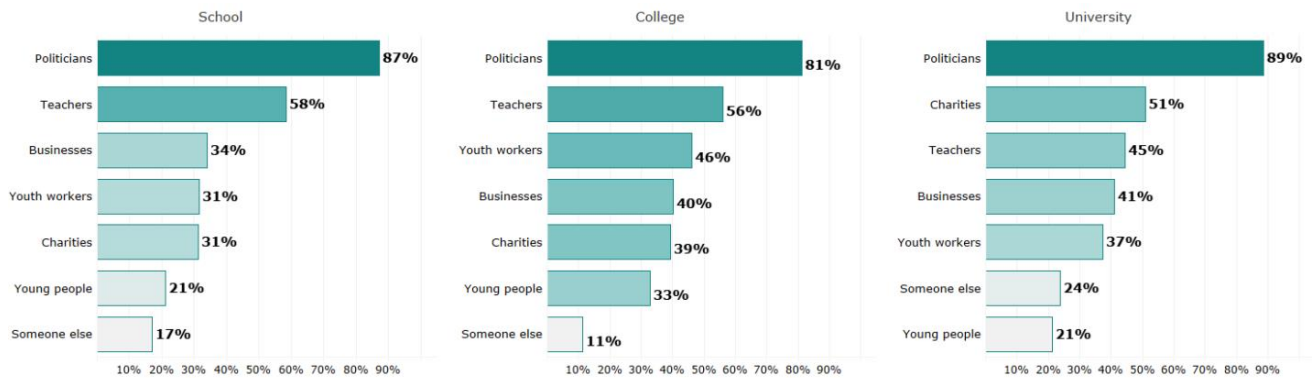
¹³ See comment above.



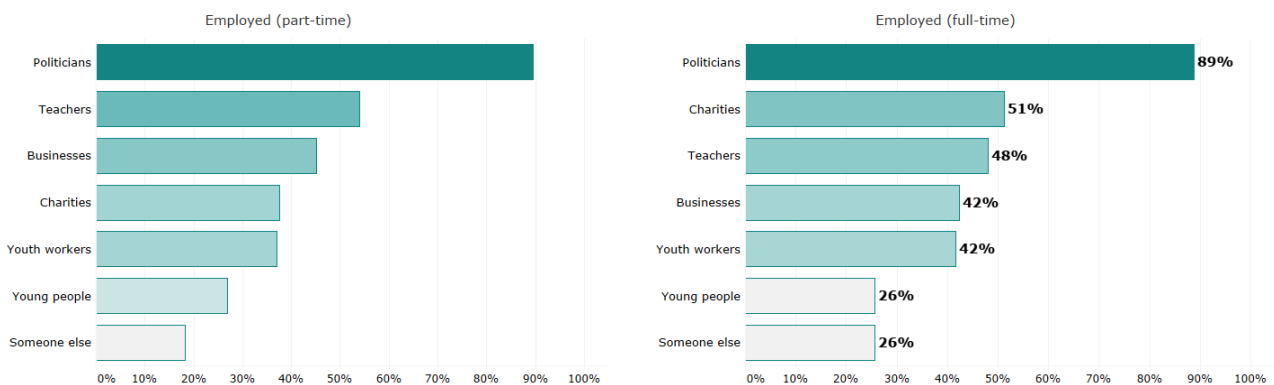
The role of decision makers in relation to coronavirus (COVID-19)

Who do you think should be providing information surrounding coronavirus (COVID-19)?

All demographic groups selected *Politicians* as their main preference for who should be providing information around COVID-19. When looking at respondents in education, *Teachers* were the second preference for those in school and college whereas those in university selected *Charities*. *Young people* was the least commonly selected option across these three groups.

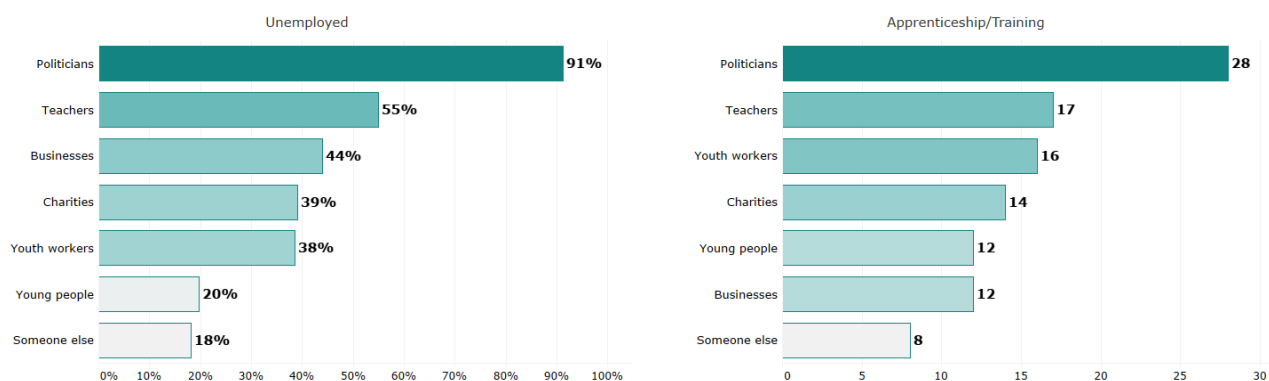


For respondents in part-time employment, *Teachers* were the second preference, whereas full-time respondents selected *Charities*. *Young people* was the least commonly selected option for both of these groups.





For those who were unemployed, *Teachers* were the second most selected option and *Young people* the least. For those undertaking an apprenticeship or training, *Teachers* were the second most selected option and *Businesses* the least.



This question was multiple choice, therefore the percentage will not total 100%.

Of the **433** respondents who selected *Someone else*, **408** provided a typed suggestion. The most common responses from each demographic group are summarised in the following tables. The themes generated from the Apprenticeship/Training respondents had less than three responses each so have been excluded in this case.

School: 292 responses

Main theme from qualitative analysis	Responses
Health or medical professionals	98
Parents or carers	51
Media	38
Scientists or researchers	35
Other	22
Government	22

College: 19 responses

Main theme from qualitative analysis	Responses
Health or medical professionals	9



University: 59 responses

Main theme from qualitative analysis	Responses
Health or medical professionals	24
Scientists or researchers	15
Educational bodies	5
Media	3
World Health Organisation	3

Employment (part-time): 68 responses

Main theme from qualitative analysis	Responses
Health or medical professionals	63
Scientists or researchers	25
Everyone	7
Other	6
Media	4
Government	4

Employment (full-time): 31 responses

Main theme from qualitative analysis	Responses
Health or medical professionals	17
Scientists or researchers	8
Government	3

Unemployed: 28 responses

Main theme from qualitative analysis	Responses
Scientists or researchers	4
Health or medical professionals	3



What actions would you like to see decision makers (such as those listed above) take to tackle issues surrounding coronavirus (COVID-19)?

There were **2,418** suggestions freely typed by respondents. The tables below demonstrate the ten most common themes from respondents in each demographic group.

School: 1,816 responses

Main theme from qualitative analysis	Responses
Ensure information is clear, honest and from a reliable source	301
Improvements to current impact on education	202
Don't know or not sure	174
Make current restrictions more strict	133
Clarification of existing measures	120
Adapting information to suit the needs of young people	104
Increase support for vulnerable groups	93
More communication around the future and life after lockdown	88
Keep the public updated on a regular basis	80
Share positive information as well as negative	72

College: 186 responses

Main theme from qualitative analysis	Responses
Ensure information is clear, honest and from a reliable source	23
Improvements to current impact on education	21
Make current restrictions more strict	14
Clarification of existing measures	13
Share positive information as well as negative	11
Keep the public updated on a regular basis	9
More communication around the future and life after lockdown	9
Increase support for vulnerable groups	9
Support, protection and funding for frontline workers	9
Suggested methods of communication	9



University: 265 responses

Main theme from qualitative analysis	Responses
Ensure information is clear, honest and from a reliable source	53
Make current restrictions more strict	32
Increase support for vulnerable groups	32
Improvements to current impact on education	29
More communication around the future and life after lockdown	23
Adapting information to suit the needs of young people	17
Clarification of existing measures	14
Share positive information as well as negative	12
Support, protection and funding for frontline workers	12
Increase testing for symptoms of COVID-19	11
Increase funding and financial support	11

Employment (part-time): 383 responses

Main theme from qualitative analysis	Responses
Don't know or not sure	108
Ensure information is clear, honest and from a reliable source	74
Improvements to current impact on education	44
Make current restrictions more strict	42
More communication around the future and life after lockdown	28
Clarification of existing measures	26
Share positive information as well as negative	24
Adapting information to suit the needs of young people	22
Improvements to current impact on mental health	18
Suggested methods of communication	17



Employment (full-time): 125 responses

Main theme from qualitative analysis	Responses
Ensure information is clear, honest and from a reliable source	34
Make current restrictions more strict	19
Increase support for vulnerable groups	13
Keep the public updated on a regular basis	9
Adapting information to suit the needs of young people	9
Share positive information as well as negative	9
Support, protection and funding for frontline workers	9
Suggested methods of communication	9
Don't know or not sure	8
Increase testing for symptoms of COVID-19	8
Improvements to current impact on mental health	8
Increase funding and financial support	8

Unemployed: 182 responses

Main theme from qualitative analysis	Responses
Ensure information is clear, honest and from a reliable source	26
Make current restrictions more strict	21
Improvements to current impact on education	17
Increase support for vulnerable groups	16
Adapting information to suit the needs of young people	13
More communication around the future and life after lockdown	11
Keep the public updated on a regular basis	10
Clarification of existing measures	9
Improvements to current impact on mental health	9
Suggested methods of communication	9

Apprenticeship/Training: 32 responses

Main theme from qualitative analysis	Responses
Adapting information to suit the needs of young people	5
Improvements to current impact on mental health	4
Suggested methods of communication	4



Ethnicity Demographic Exploration

Respondents were asked to state their ethnicity. Below is a summary of the respondents, grouped into categories as stipulated by GOV.UK.¹⁴ For the purposes of this exploration, responses from those who selected *Other ethnic group* and *I prefer not to say* will be excluded.

- White: **2,157** respondents
- I prefer not to say: **88** respondents
- Mixed/Multiple ethnic groups: **77** respondents
- Asian/Asian British: **61** respondents
- Black/African/Caribbean/Black British: **21** respondents
- Other ethnic group: **15** respondents

The table below demonstrates the breakdown of respondents accordingly.

Usage in Report	Ethnic Group Classification	Respondents
White	English/Welsh/Scottish/Northern Irish/British	2,031
	Any other White background	111
	Irish	11
	Gypsy or Irish Traveller	4
Mixed/Multiple ethnic groups	Any other Mixed/Multiple ethnic background	33
	White and Asian	24
	White and Black African	11
	White and Black Caribbean	9
Asian/Asian British	Indian	23
	Pakistani	17
	Chinese	10
	Any other Asian background	8
	Bangladeshi	3
	African	13

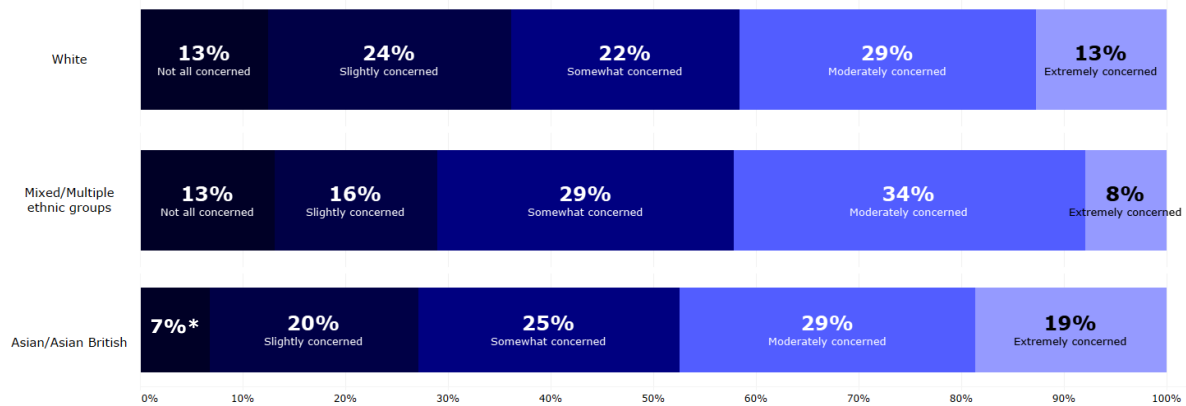
¹⁴ <https://www.ethnicity-facts-figures.service.gov.uk/ethnic-groups>



Black/African/Caribbean/Black British	Any other Black/African/Caribbean background	5
	Caribbean	3
Other ethnic group	Any other ethnic group	11
	Arab	4
I prefer not to say	I prefer not to say	88

Educational impacts

How are you feeling about school, college and university closures? Asian/Asian British was the group most concerned about this issue, with almost half selecting

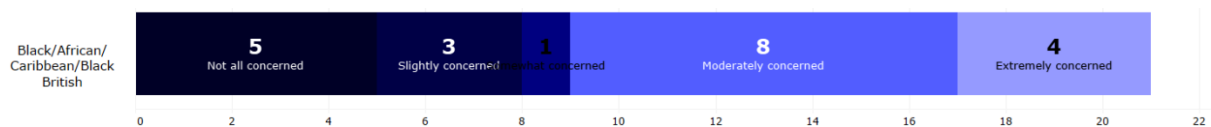


Moderately or Extremely concerned.

*Not at all concerned

136 survey respondents selected *This question does not apply to me.*

Respondents who identified themselves as Black, African, Caribbean or Black British were proportionally the most concerned group (12 out of 20 rated themselves as *Moderately or Extremely concerned*).



1 survey respondent selected *This question does not apply to me.*

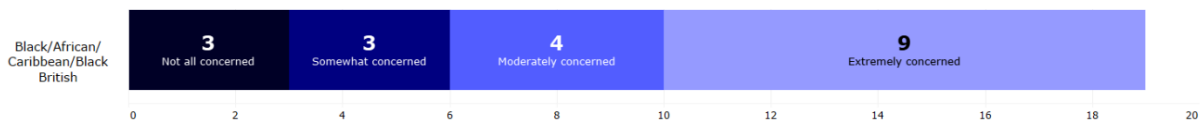


How are you feeling about any exams or coursework you may have?
 Asian/Asian British was the group most concerned about this issue, with 63% selecting *Moderately* or *Extremely concerned*.



*Not at all concerned
 469 survey respondents selected *This question does not apply to me*.

Respondents who identified themselves as Black, African, Caribbean or Black British were proportionally the most concerned group (13 out of 19 rated themselves as *Moderately* or *Extremely concerned*).

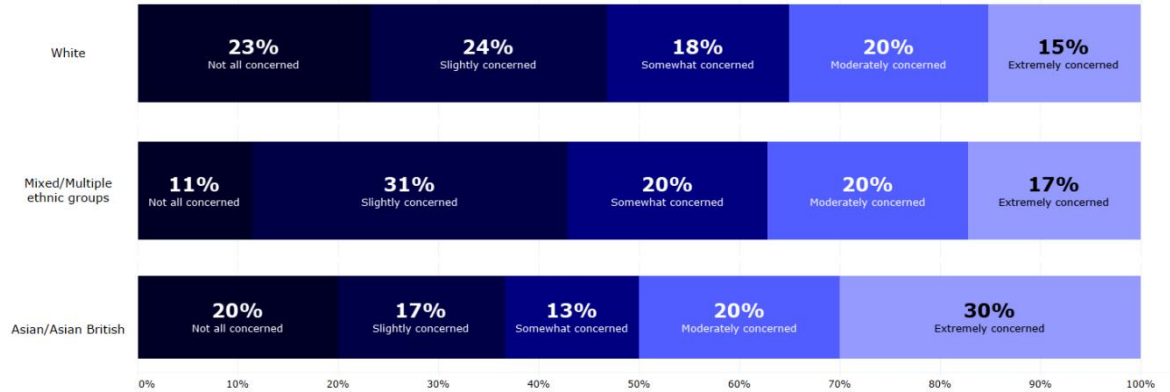


2 survey respondents selected *This question does not apply to me*.



Employment and financial impacts

How are you feeling about your employment situation? This question was applicable to just under half of the survey respondents. Asian/Asian British was the group most concerned about this issue, with half selecting *Moderately* or *Extremely concerned*.



1,213 survey respondents selected *This question does not apply to me*.

Only six respondents who identified themselves as Black, African, Caribbean or Black British rated this question, therefore the responses will not be explored.

How are you feeling about your financial situation?

This question was applicable to over half of the survey respondents. Asian/Asian British was the group most concerned about this issue, with around two fifths selecting *Moderately* or *Extremely concerned*.



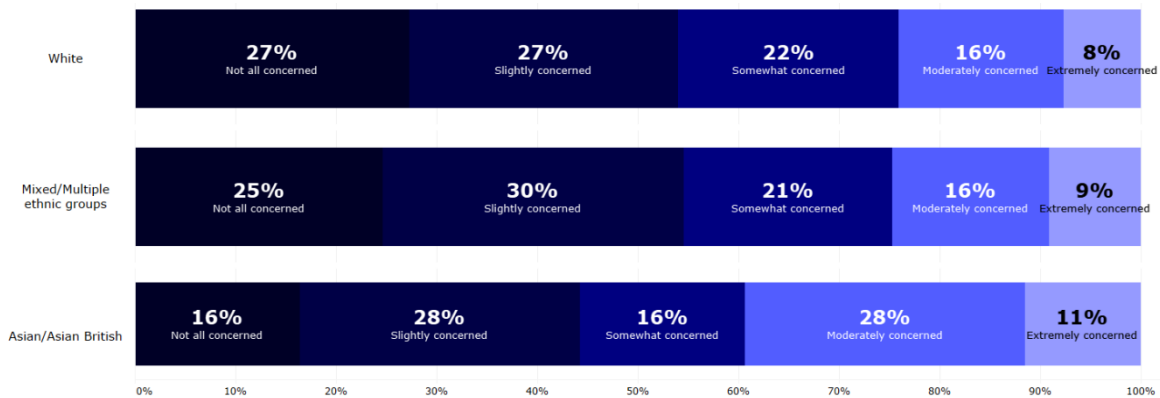
965 survey respondents selected *This question does not apply to me*.



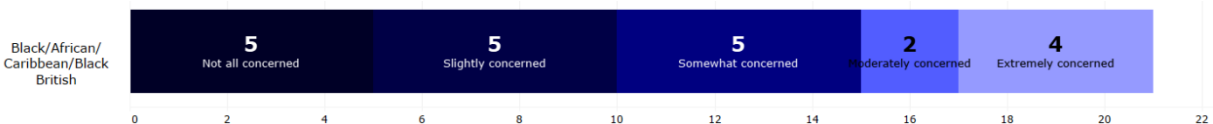
Only ten respondents who identified themselves as Black, African, Caribbean or Black British rated this question, therefore the responses will not be explored.

Health and wellbeing impacts

How are you feeling about your physical wellbeing? Asian/Asian British was the group most concerned about this issue, with around two fifths selecting *Moderately* or *Extremely concerned*.



Respondents who identified themselves as Black, African, Caribbean or Black British were proportionally the least concerned group (6 out of 21 rated themselves as *Moderately* or *Extremely concerned*).



How are you feeling about your mental wellbeing? White and Asian/Asian British respondents were the groups most concerned about this issue, with around two fifths selecting *Moderately* or *Extremely concerned*.



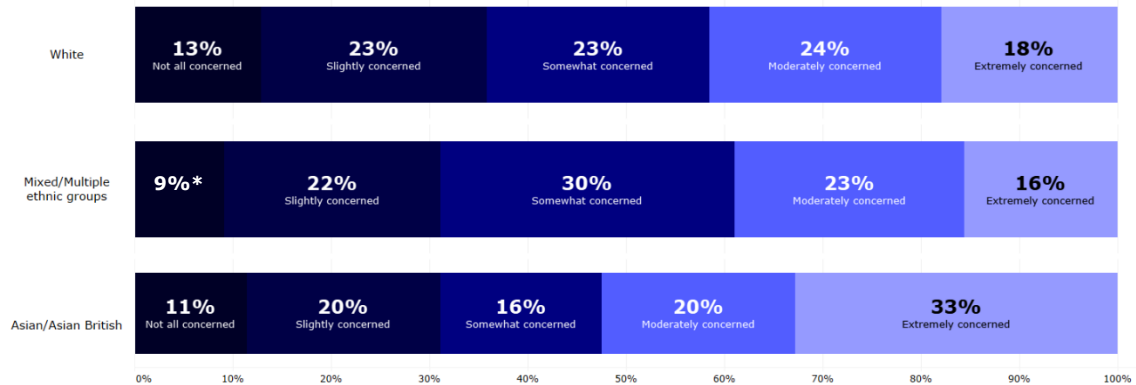
Lockdown Lowdown



Respondents who identified themselves as Black, African, Caribbean or Black British were proportionally the least concerned group (7 out of 21 rated themselves as *Moderately* or *Extremely* concerned).




How are you feeling about the physical wellbeing of others (e.g. family or friends)? Asian/Asian British was the group most concerned about this issue, with over half selecting *Moderately* or *Extremely* concerned.



*Not at all concerned

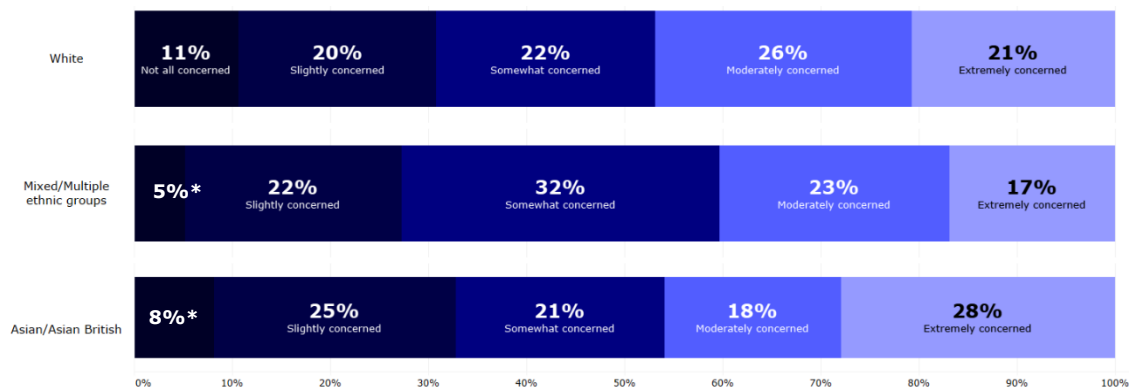
Respondents who identified themselves as Black, African, Caribbean or Black British were proportionally the least concerned group (7 out of 21 rated themselves as *Moderately* or *Extremely* concerned).



Lockdown Lowdown



How are you feeling about the mental wellbeing of others (e.g. family or friends)? White and Asian/Asian British respondents were the groups most concerned about this issue, with around 47% selecting *Moderately* or *Extremely concerned*.



*Not at all concerned

Respondents who identified themselves as Black, African, Caribbean or Black British were proportionally the least concerned group (8 out of 21 rated themselves as *Moderately* or *Extremely concerned*).



Social impact

How are you feeling about the impact on your social relationships with family or friends? Levels of concern were fairly consistent across all three groups, with around two fifths selecting *Moderately* or *Extremely concerned*.



Lockdown Lowdown



Respondents who identified themselves as Black, African, Caribbean or Black British were proportionally the least concerned group (7 out of 21 rated themselves as *Moderately* or *Extremely* concerned).



Impact on young people's rights

How are you feeling about your ability to access your rights as a young person? White was the group most concerned about this issue, with 57% demonstrating some concern.



*Extremely concerned

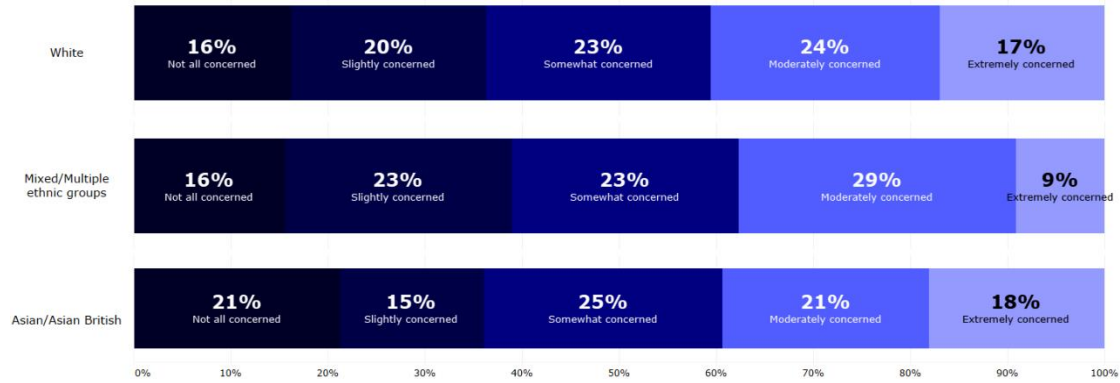
Out of the those who identified themselves as Black, African, Caribbean or Black British, 12 out of 21 respondents demonstrated some concern over this issue.





Impact on caring for others

How are you feeling about your ability to look out for/care for others? Asian/Asian British was the group most concerned about this issue, with 37% selecting *Moderately* or *Extremely concerned*.



472 survey respondents selected *This question does not apply to me*.

Respondents who identified themselves as Black, African, Caribbean or Black British were proportionally the least concerned group (4 out of 14 rated themselves as *Moderately* or *Extremely concerned*).

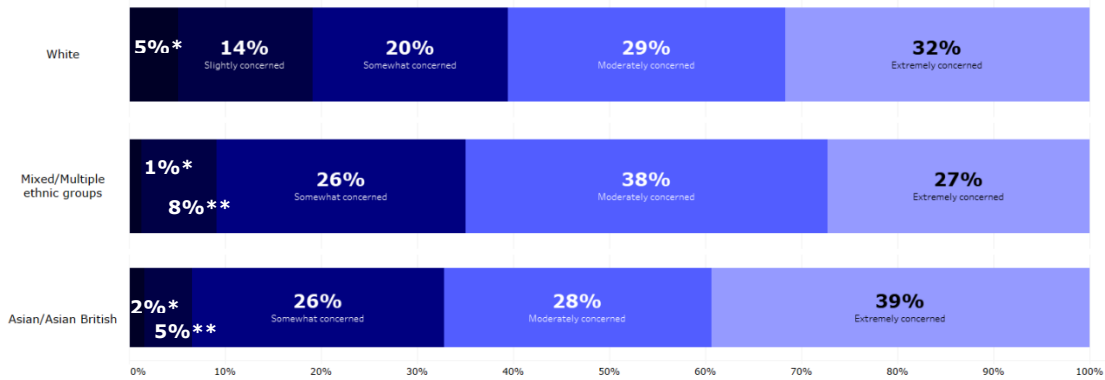


7 survey respondents selected *This question does not apply to me*.



Impact on the future

How are you feeling about the impact of coronavirus (COVID-19) on the future? Over 90% of respondents expressed some concern across all ethnic groups. Asian/Asian British was the group most concerned about this issue, with over two thirds selecting *Moderately* or *Extremely concerned*.



*Not at all concerned **Slightly concerned

Respondents who identified themselves as Black, African, Caribbean or Black British were proportionally the most concerned group (14 out of 21 rated themselves as *Moderately* or *Extremely concerned*).



*Not at all concerned



Summary of concerns by ethnic group

The top two issues that all demographic age groups were most concerned about were the future followed by exams or coursework. The following table demonstrates what each group was third most concerned about.

Ethnic Group	Issue impacted by COVID-19	% selecting Moderately/Extremely concerned
White	Mental health and wellbeing of others	47%
Mixed/Multiple ethnic groups	School, college and university closures	42%
Asian/Asian British	Physical health and wellbeing of others	53%

For those who identified as Black, African, Caribbean or Black British, the third most concerning issue was school, college and university closures (12 out of 21 respondents selected *Moderately* or *Extremely concerned*).

Other issues that young people are concerned about regarding coronavirus (COVID-19)

Below is a breakdown of the themes that were most prevalent in responses from those in each demographic group.

White: 768 responses

Main theme from qualitative analysis	Responses
Educational impacts	188
Economic impacts	132
Social impacts	76
Fearing for family or friends	64
Societal impacts	52

Mixed/multiple ethnic groups: 22 responses

Main theme from qualitative analysis	Responses
Educational impacts	5
Impact on mental health	4

Lockdown Lowdown



Asian/Asian British: 30 responses

Main theme from qualitative analysis	Responses
Educational impacts	7
Economic impacts	6
Practicalities of being in lockdown or social distancing	4
Impact on mental health	3
Timeframes	3

Black/African/Caribbean/Black British: 6 responses

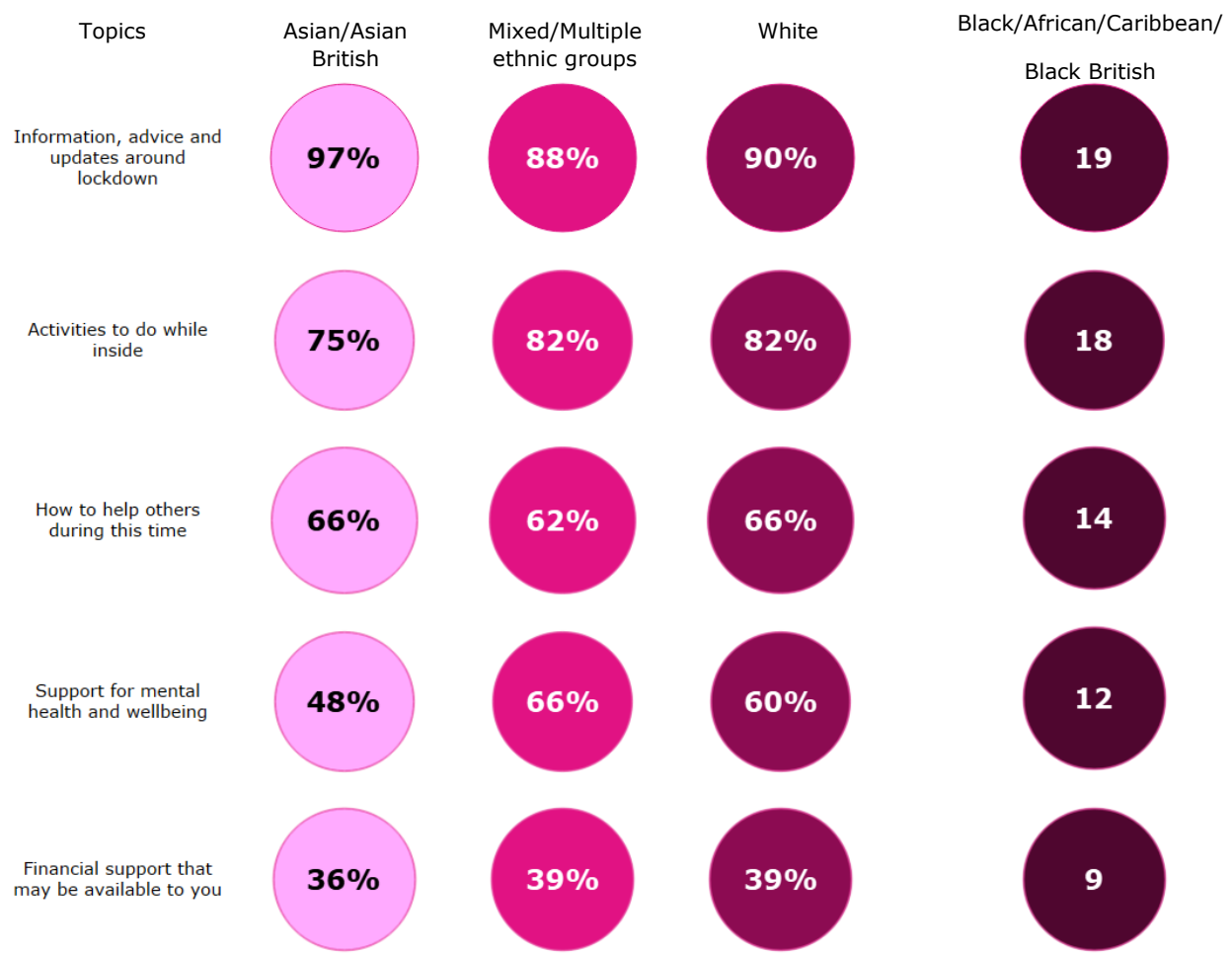
Main theme from qualitative analysis	Responses
Educational impacts	3



Access to information about coronavirus (COVID-19)

If you wanted to access information about the topics below during the coronavirus (COVID-19) outbreak, do you know how to do that? Responses across all gender groups followed the same pattern. The topics that respondents were most confident in accessing information about were *Information, advice and updates around lockdown* and *Activities to do while inside*. The topics that respondents were least confident in accessing information about were *Support for mental health and wellbeing* and *Financial support that may be available to you*.

Respondents who selected Yes





There are some differences between the demographic groups. Respondents in mixed/multiple ethnic groups were less confident in accessing information around *Information, advice and updates around lockdown* than the other groups. Asian/Asian British respondents were less confident in accessing information around *Activities to do while inside, Support for mental health and wellbeing* and *Financial support that may be available to you* than the other groups.

When looking at the ratios there were no real differences between those who identified as Black, African, Caribbean or Black British when compared to the other groups.

Are there any other issues that you are currently worried or concerned about regarding coronavirus (COVID-19)?

The following tables are a breakdown of the themes that were most prevalent in responses from those in each demographic group. Most of these responses were a variation of *No* or *Nothing*. The themes generated from the Black, African, Caribbean or Black British respondents had less than three responses each so have been excluded in this case.

White: 478 responses

Main theme from qualitative analysis	Responses
Topics around education	63
Updates around returning to normal/the future	25
Information and support for specific groups	15
Facts/advice around the virus itself	13
Other	12

Mixed/multiple ethnic groups: 13 responses

Main theme from qualitative analysis	Responses
Topics around education	4

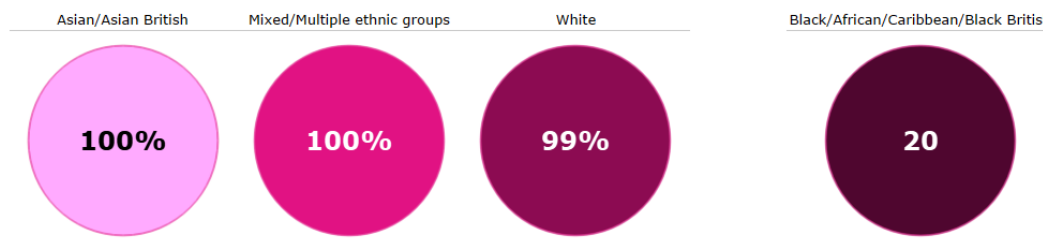
Asian/Asian British: 16 responses

Main theme from qualitative analysis	Responses
Topics around education	5



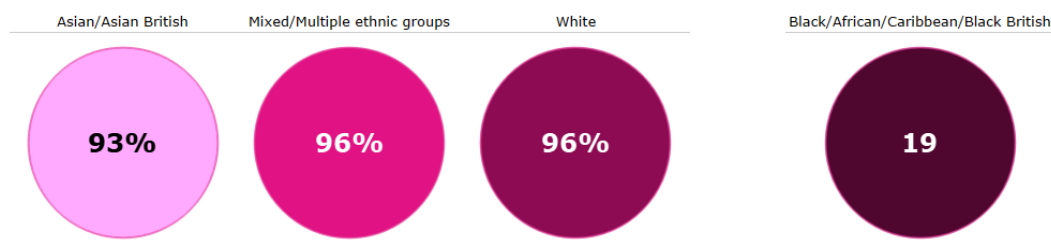
Do you have access to a device at home that you can look at online services?¹⁵

There were no differences in response rate between respondents in the ethnic groups.



Do you have access to reliable broadband/data at home?¹⁶

Asian/Asian British respondents selected Yes slightly less than the other groups.

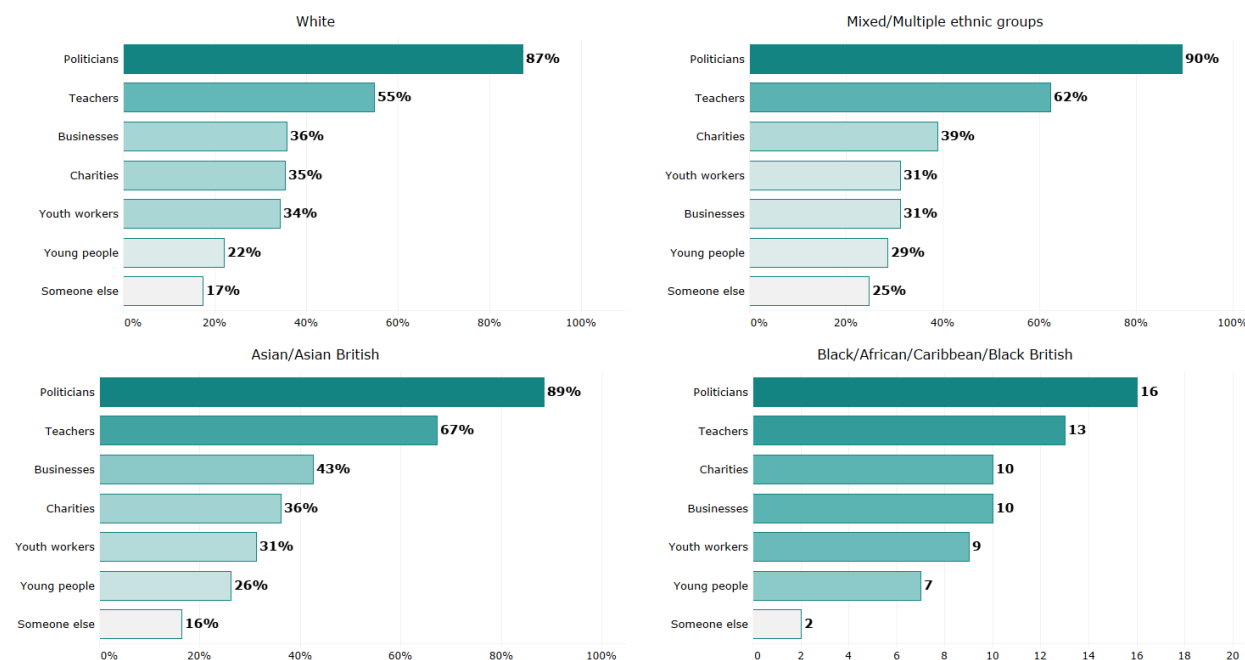


¹⁵ This survey was only available online. Therefore, the response to this question may not be representative of all young people's experiences.
¹⁶ See comment above.



The role of decision makers in relation to coronavirus (COVID-19)

Who do you think should be providing information surrounding coronavirus (COVID-19)? All ethnic groups selected *Politicians* as their main preference for who should be providing information around COVID-19, followed by *Teachers*. White and Asian/Asian British respondents selected *Businesses* more often than the other ethnic groups, whose third choices were *Charities*. *Young people* was the least preferred option across all demographic groups.



This question was multiple choice, therefore the percentage will not total 100%.

Of the **433** respondents who selected *Someone else*, **408** provided a typed suggestion. The most common responses from each demographic group are summarised in the following tables. The themes generated from the Black, African, Caribbean or Black British respondents had less than three responses each so have been excluded in this case.

White: 354 responses

Main theme from qualitative analysis	Responses
Health or medical professionals	146
Scientists or researchers	51
Parents or carers	49

Lockdown Lowdown



Media	40
Government	36

Mixed/multiple ethnic groups: 17 responses

Main theme from qualitative analysis	Responses
Health or medical professionals	18
Scientists or researchers	3

Mixed/multiple ethnic groups: 10 responses

Main theme from qualitative analysis	Responses
Health or medical professionals	3

What actions would you like to see decision makers (such as those listed above) take to tackle issues surrounding coronavirus (COVID-19)?

There were **2,418** suggestions freely typed by respondents. The tables below demonstrate the ten most common themes from respondents in each demographic group.

White: 2,154 responses

Main theme from qualitative analysis	Responses
Ensure information is clear, honest and from a reliable source	378
Don't know or not sure	230
Improvements to current impact on education	213
Make current restrictions more strict	195
Clarification of existing measures	154
Adapting information to suit the needs of young people	139
Increase support for vulnerable groups	128
More communication around the future and life after lockdown	112
Share positive information as well as negative	96
Keep the public updated on a regular basis	95



Mixed/multiple ethnic groups: 77 responses

Main theme from qualitative analysis	Responses
Improvements to current impact on education	11
Increase support for vulnerable groups	10
Ensure information is clear, honest and from a reliable source	9
Clarification of existing measures	6
Make current restrictions more strict	5
Improvements to current impact on mental health	5
Relax current restrictions	4
Adapting information to suit the needs of young people	3
More communication around the future and life after lockdown	3
Increase testing for symptoms of COVID-19	3
Suggestions and advice for positive action during lockdown	3
Advice about good hygiene and additional measures	3

Asian/Asian British: 61 responses

Main theme from qualitative analysis	Responses
Don't know or not sure	33
Ensure information is clear, honest and from a reliable source	13
Make current restrictions more strict	7
Increase support for vulnerable groups	7
Improvements to current impact on education	6
Support, protection and funding for frontline workers	5
Suggested methods of communication	5
Keep the public updated on a regular basis	3

Black/African/Caribbean/Black British: 21 responses

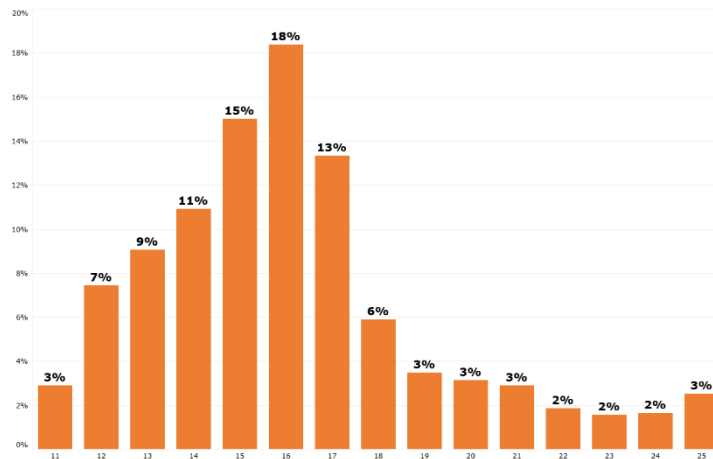
Main theme from qualitative analysis	Responses
Ensure information is clear, honest and from a reliable source	5
Improvements to current impact on education	5
Don't know or not sure	3
Improvements to current impact on mental health	3
Increase support for vulnerable groups	3



Demographic Data

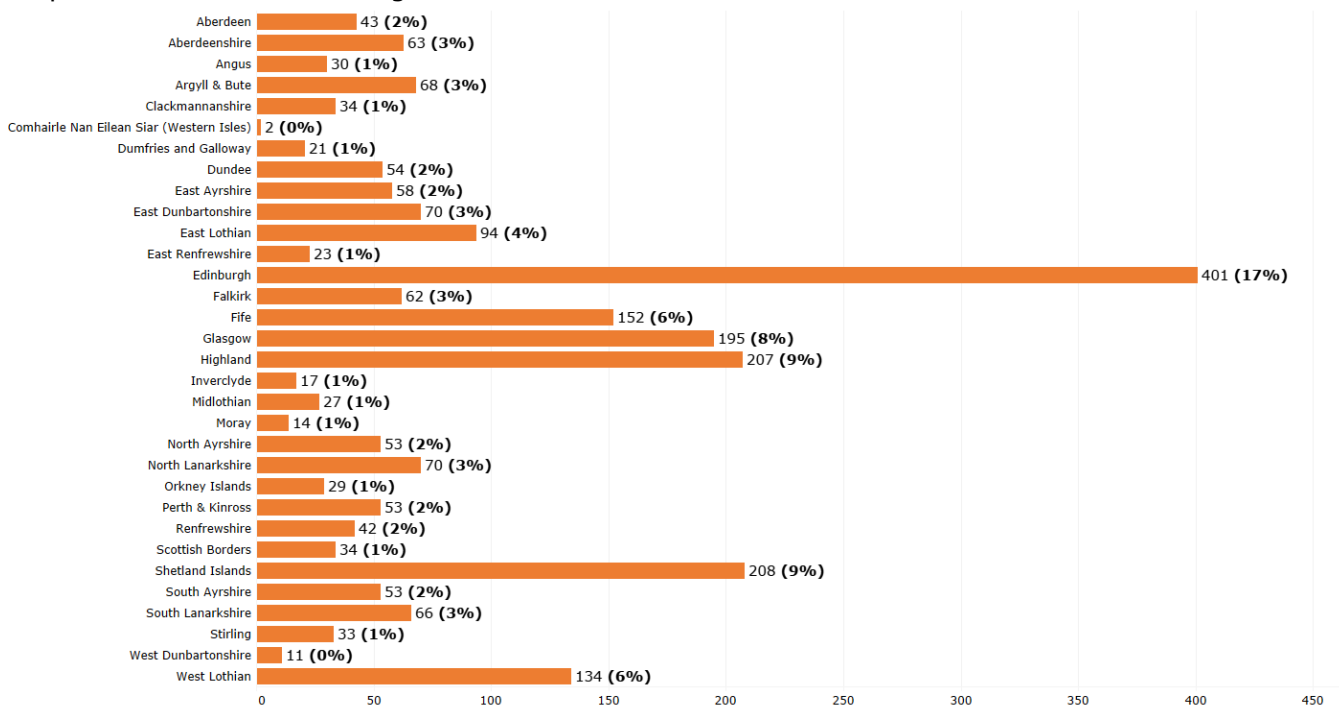
How old are you?

Three quarters of respondents were under the age of 18. Most respondents were aged 16.



Which Local Authority do you live in?

The survey received responses from young people based in all 32 Local Authorities. Most respondents lived in Edinburgh.

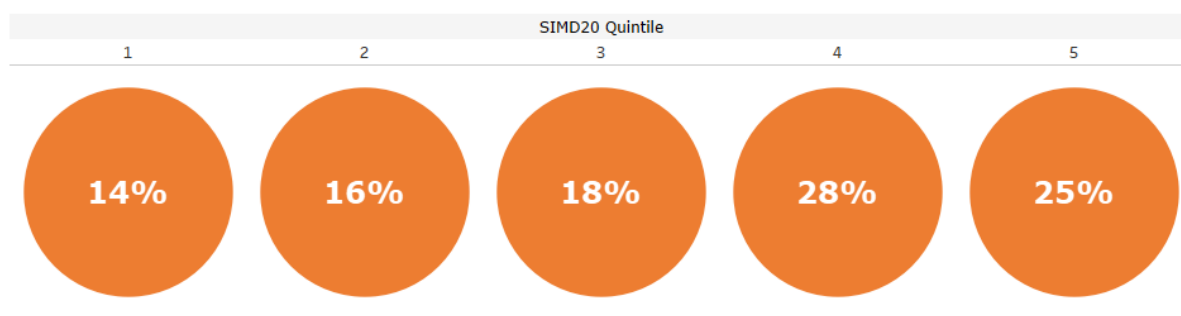




Breakdown of respondents by Scottish Index of Multiple Deprivation Decile

The Scottish Index of Multiple Deprivation is split into five quintiles, with Quintile 1 representing areas with highest deprivation and Quintile 5 representing areas with lowest deprivation.

1,931 respondents voluntarily provided their postcode. These postcodes were freely typed and 1,774 were able to be mapped against the SIMD20 Decile data.

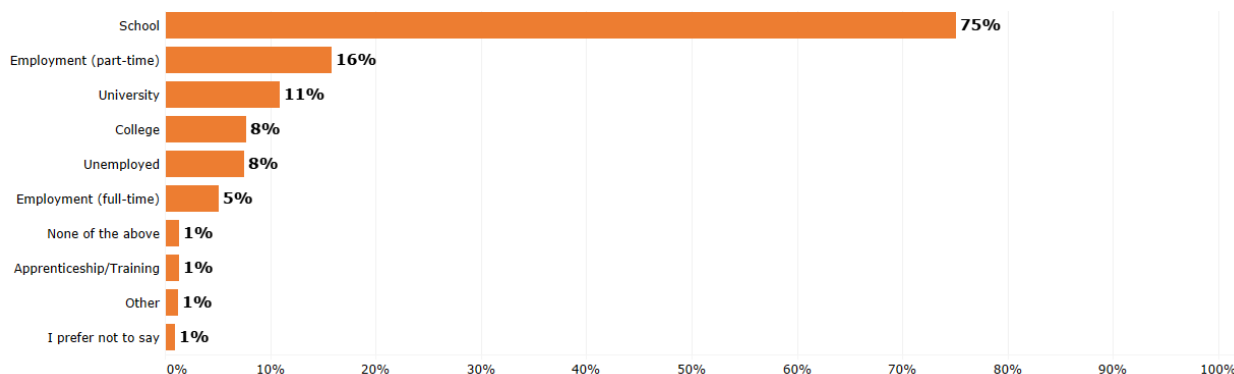


Gender Identity

Almost two thirds (65%) of respondents identified as *Female*, with 31% identifying as *Male* and 2% selecting *I prefer not to say*. The remaining respondents identified as *Non-binary* (1%) and *In another way* (0.4%).

Education/Employment Status

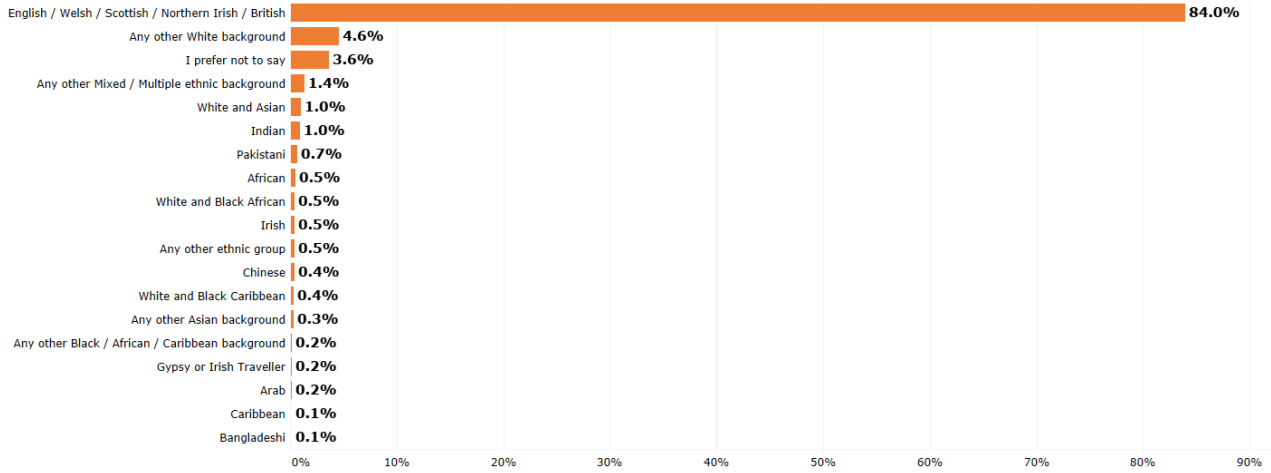
Three quarters of respondents stated that they were currently in school.



This question was multiple choice, therefore the percentage will not total 100%.



What is your ethnicity?



Appendix 1: Local Authority Breakdowns

Responses were broken down by the Local Authority that respondents identified as currently living in. As demonstrated in the graph above, there was a variety of response rate for each locality. Therefore, detailed breakdowns were produced for those that had fifty or more responses in order to be meaningful (a total of eighteen documents).

The identified Local Authorities were:

- Aberdeenshire
- Argyll and Bute
- Dundee
- East Ayrshire
- East Dunbartonshire
- East Lothian
- Edinburgh
- Falkirk
- Fife
- Glasgow
- Highland
- North Ayrshire
- North Lanarkshire
- Perth and Kinross
- Shetland Islands
- South Ayrshire
- South Lanarkshire
- West Lothian

Reports were created and distributed on 1st May 2020.



Local Authority results summary - Aberdeenshire

Respondent Profile

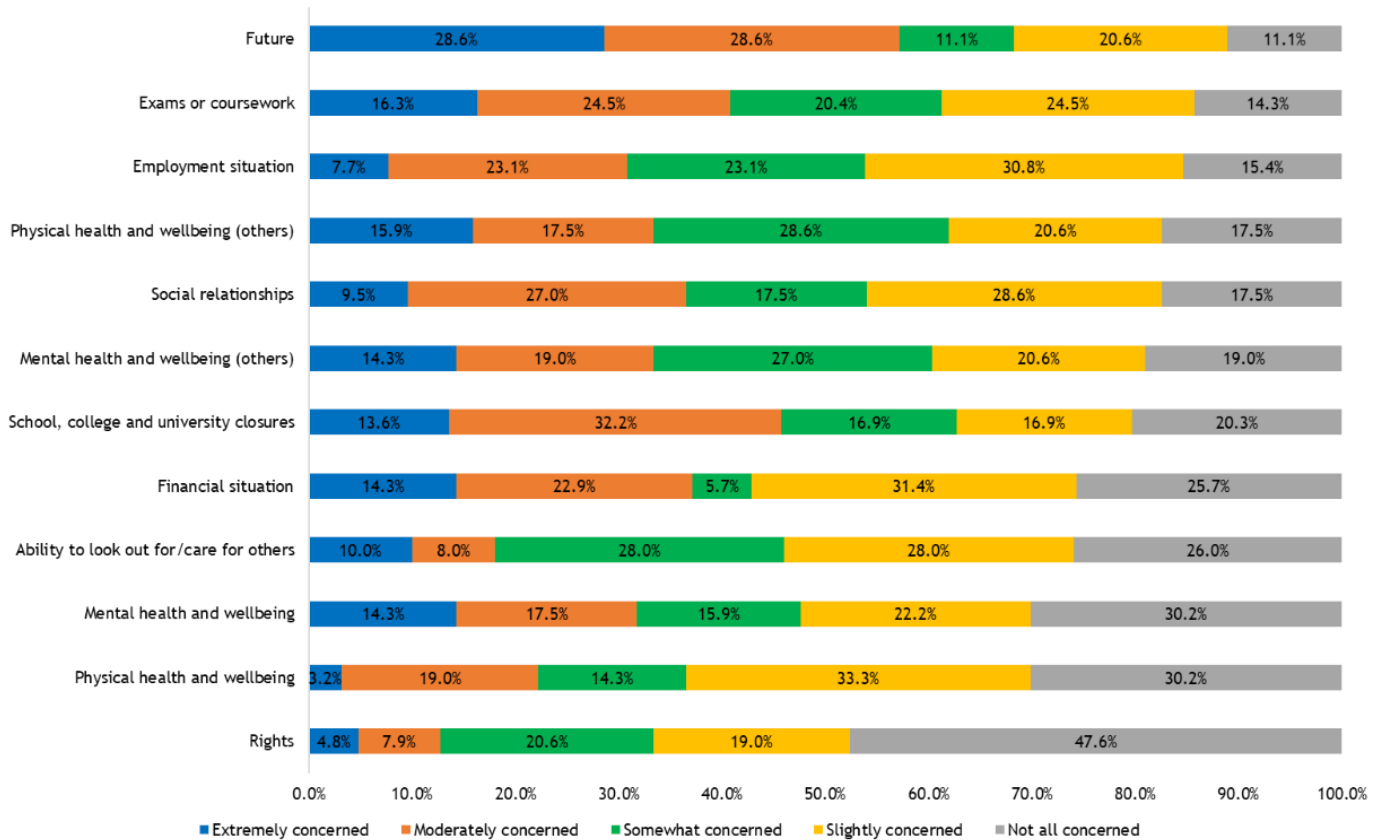
63 young people from Aberdeenshire took part in this consultation.

Of these respondents:

- **81.0%** are aged between 11 and 17, 12.7% are aged 18-20, and 6.3% are aged 21-25.
- **61.9%** identify as female, **34.9%** identify as male, and the remaining 3.2% preferred not to say.

Young people's concerns regarding the impact of coronavirus (COVID-19)

Respondents were given a list of twelve issues that may be worrying them during this time, and were asked to rate their level of concern. Young people in Aberdeenshire are most worried about the impact coronavirus (COVID-19) will have on their futures.





Young people’s concerns regarding the impact of coronavirus (COVID-19)

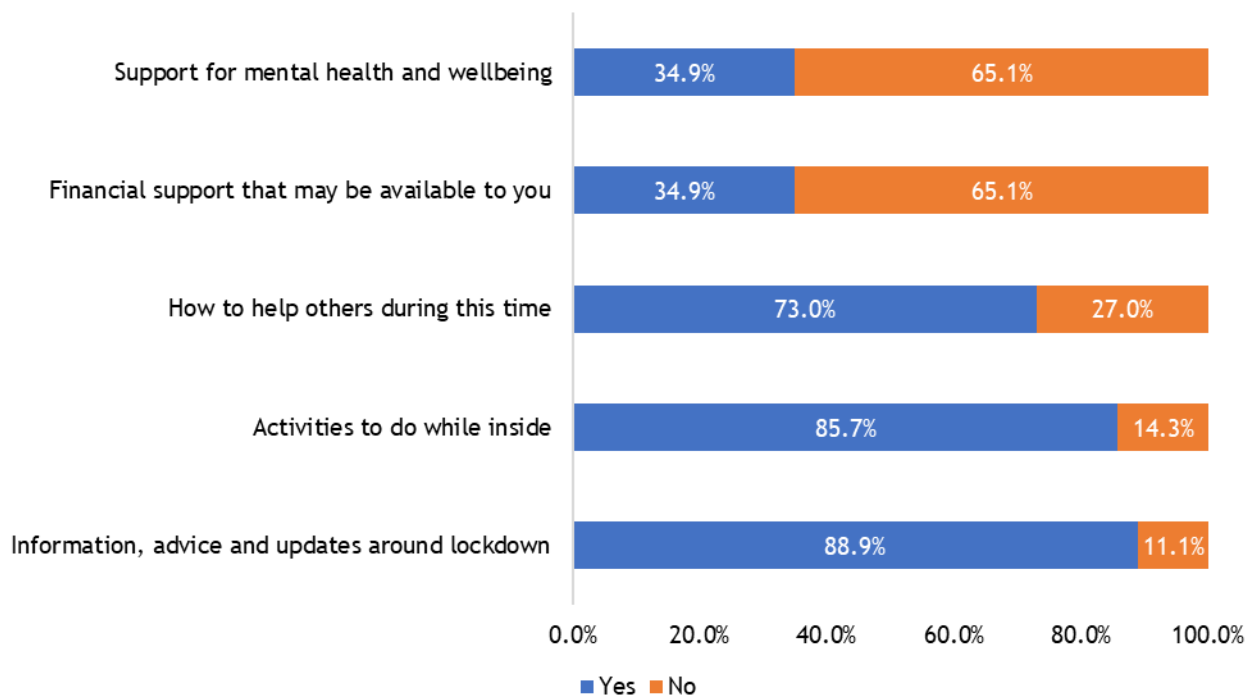
The questions young people were asked to respond to are shown below:

Label on graph	Survey question
School, college and university closures	How are you feeling about school, college and university closures?
Exams or coursework	How are you feeling about any exams or coursework you may have?
Employment situation	How are you feeling about your employment situation?
Financial situation	How are you feeling about your financial situation?
Physical health and wellbeing	How are you feeling about your physical wellbeing?
Mental health and wellbeing	How are you feeling about your mental wellbeing?
Physical health and wellbeing (others)	How are you feeling about the physical wellbeing of others (e.g. family or friends)?
Mental health and wellbeing (others)	How are you feeling about the mental wellbeing of others (e.g. family or friends)?
Social relationships	How are you feeling about the impact on your social relationships with family or friends?
Rights	How are you feeling about your ability to access your rights as a young person?
Ability to look out for/care for others	How are you feeling about your ability to look out for/care for others?
Future	How are you feeling about the impact of coronavirus (COVID-19) on the future?

When asked if there were any other issues that respondents were concerned about in regards to coronavirus, the most common themes from the responses were *Educational impacts* and *Fearing for family or friends*.



If you wanted to access information about the topics below during the coronavirus (COVID-19) outbreak, do you know how to do that?

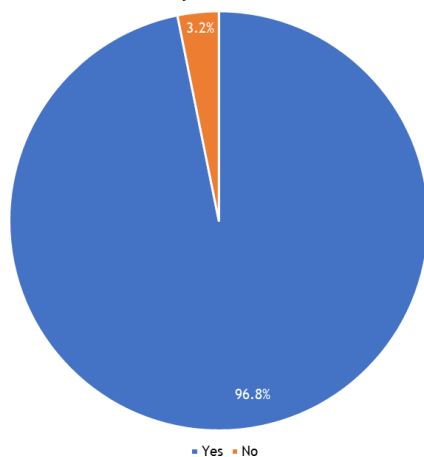


When asked if there were any other topics that had not been previously mentioned, the most common themes from the responses were *Topics around education* and *Facts/advice around the virus itself*.

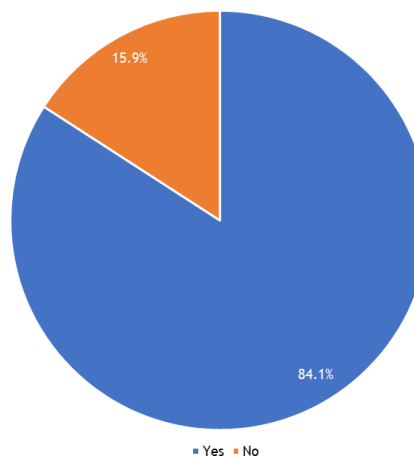
Access to online information

Respondents were asked if they have access to a device at home they could use to look at online services, and if they can access reliable broadband / data at home.¹⁷

a device at home that you can look at online services?



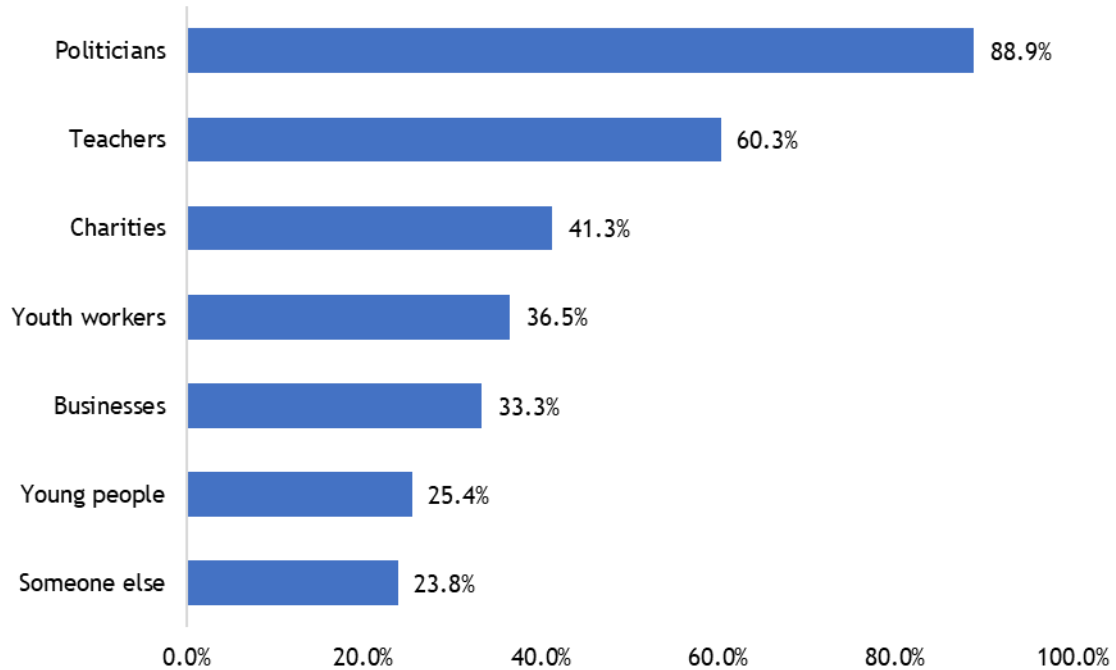
Reliable broadband/data at home?



¹⁷ This survey was only available online. Therefore, the response to this question may not be representative of all young people's experiences.



Who do you think should be providing information surrounding coronavirus (COVID-19)?



Of the respondents who selected *Someone else*, the most commonly typed responses were *Health or medical professionals* and *Parents or carers*.

When asked if there were any actions that respondents would like to see decision makers take in relation to the topics above, the most common theme from responses was *Ensure information is clear, honest and from a reliable source*.



Local Authority results summary – Argyll and Bute

Respondent Profile

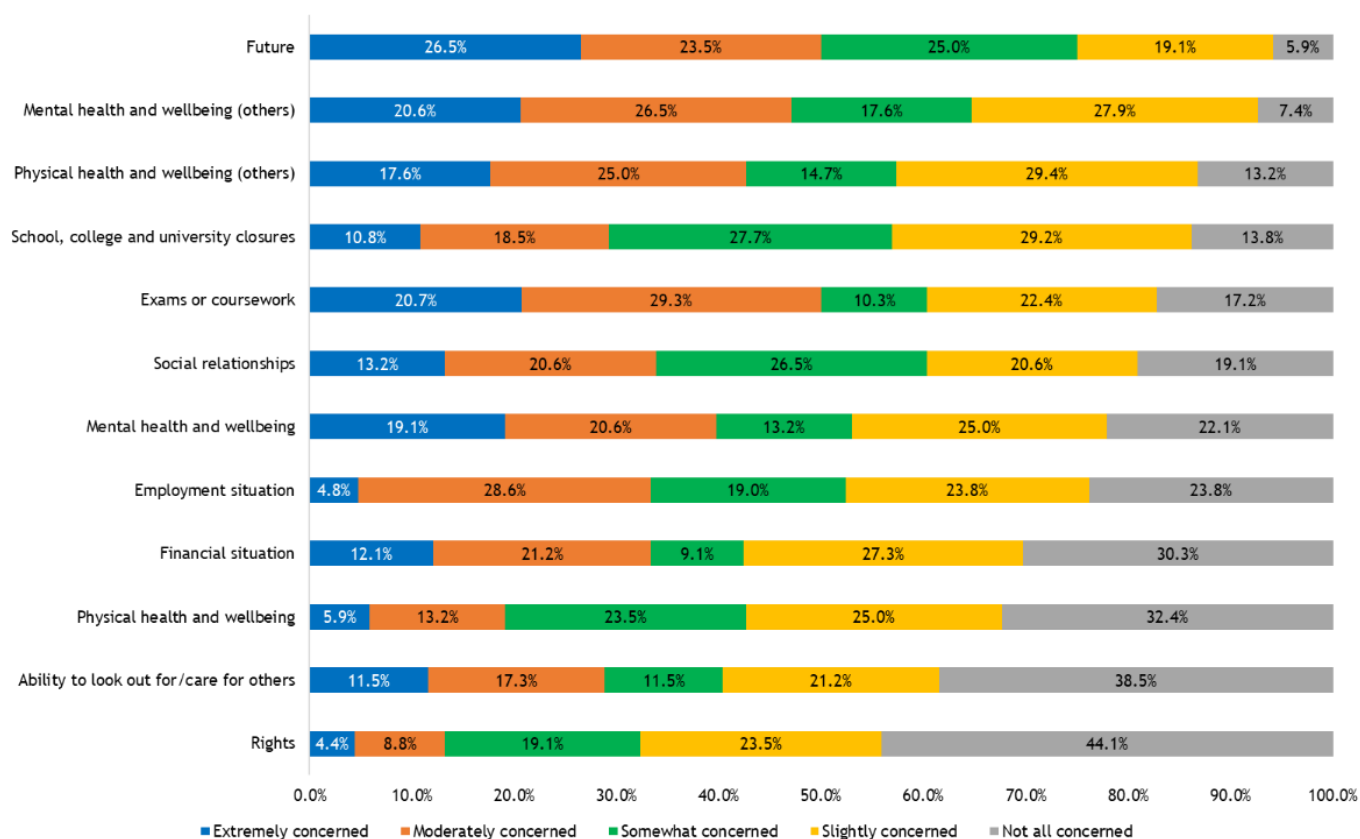
68 young people from Argyll and Bute took part in this consultation.

Of these respondents:

- **80.9%** are aged between 12 and 17, 13.2% are aged 18-20, and 5.9% are aged 21-25.
- **54.4%** identify as female, **41.2%** identify as male, and **2.9%** identify as non-binary. The remaining 1.5% respondents preferred not to say.

Young people’s concerns regarding the impact of coronavirus (COVID-19)

Respondents were given a list of twelve issues that may be worrying them during this time, and were asked to rate their level of concern. Young people in Argyll and Bute are most worried about the impact coronavirus (COVID-19) will have on their futures.





Young people’s concerns regarding the impact of coronavirus (COVID-19)

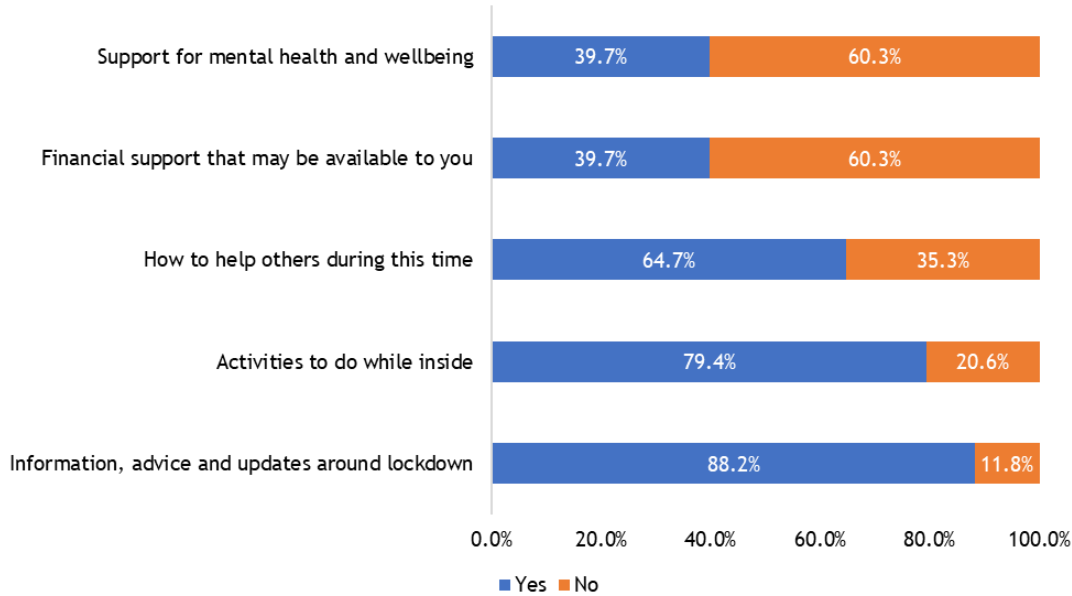
The questions young people were asked to respond to are shown below:

Label on graph	Survey question
School, college and university closures	How are you feeling about school, college and university closures?
Exams or coursework	How are you feeling about any exams or coursework you may have?
Employment situation	How are you feeling about your employment situation?
Financial situation	How are you feeling about your financial situation?
Physical health and wellbeing	How are you feeling about your physical wellbeing?
Mental health and wellbeing	How are you feeling about your mental wellbeing?
Physical health and wellbeing (others)	How are you feeling about the physical wellbeing of others (e.g. family or friends)?
Mental health and wellbeing (others)	How are you feeling about the mental wellbeing of others (e.g. family or friends)?
Social relationships	How are you feeling about the impact on your social relationships with family or friends?
Rights	How are you feeling about your ability to access your rights as a young person?
Ability to look out for/care for others	How are you feeling about your ability to look out for/care for others?
Future	How are you feeling about the impact of coronavirus (COVID-19) on the future?

When asked if there were any other issues that respondents were concerned about in regards to coronavirus, the most common themes from the responses were *Societal impacts* and *Timeframes*.



If you wanted to access information about the topics below during the coronavirus (COVID-19) outbreak, do you know how to do that?

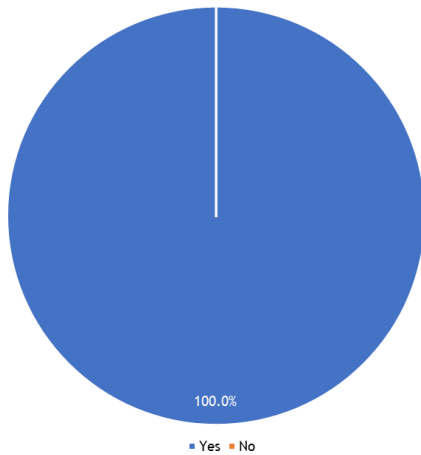


When asked if there were any other topics that had not been previously mentioned, the most common themes from the responses were *Topics around education* and *Facts/advice around the virus itself*.

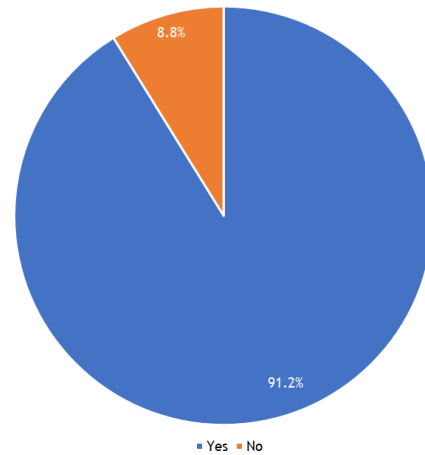
Access to online information

Respondents were asked if they have access to a device at home they could use to look at online services, and if they can access reliable broadband / data at home.¹⁸

a device at home that you can look at online services?



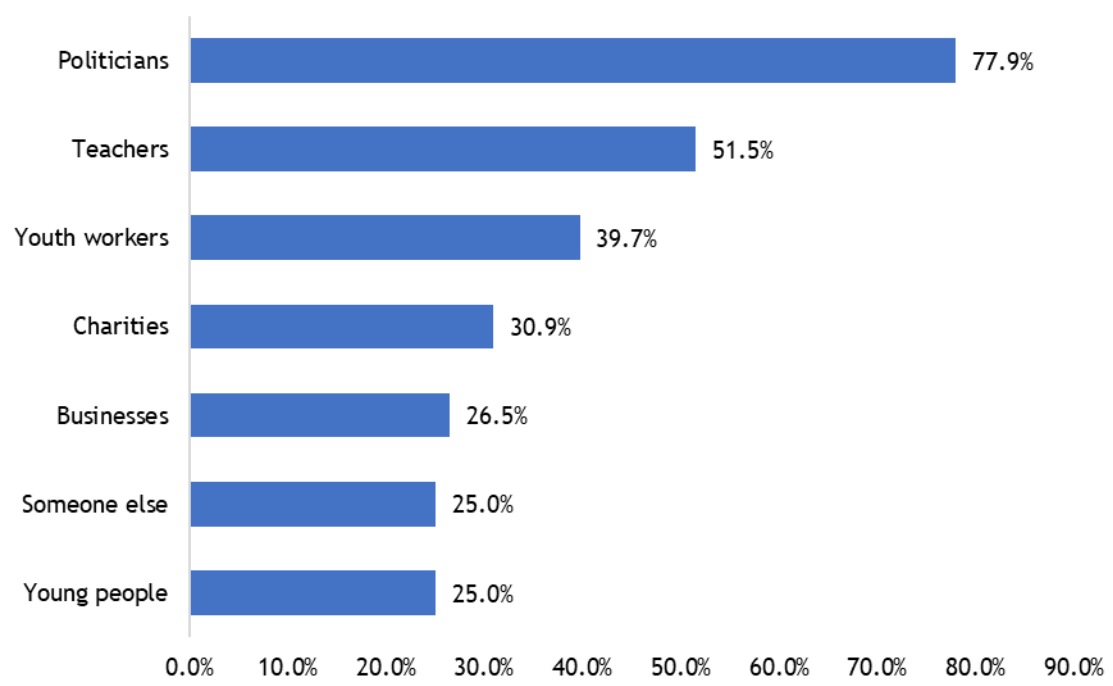
Reliable broadband/data at home?



¹⁸ This survey was only available online. Therefore, the response to this question may not be representative of all young people's experiences.



Who do you think should be providing information surrounding coronavirus (COVID-19)?



Of the respondents who selected *Someone else*, the most commonly typed responses were *Health or medical professionals*.

When asked if there were any actions that respondents would like to see decision makers take in relation to the topics above, the most common theme from responses was *Ensure information is clear, honest and from a reliable source*.



Local Authority results summary - Dundee

Respondent Profile

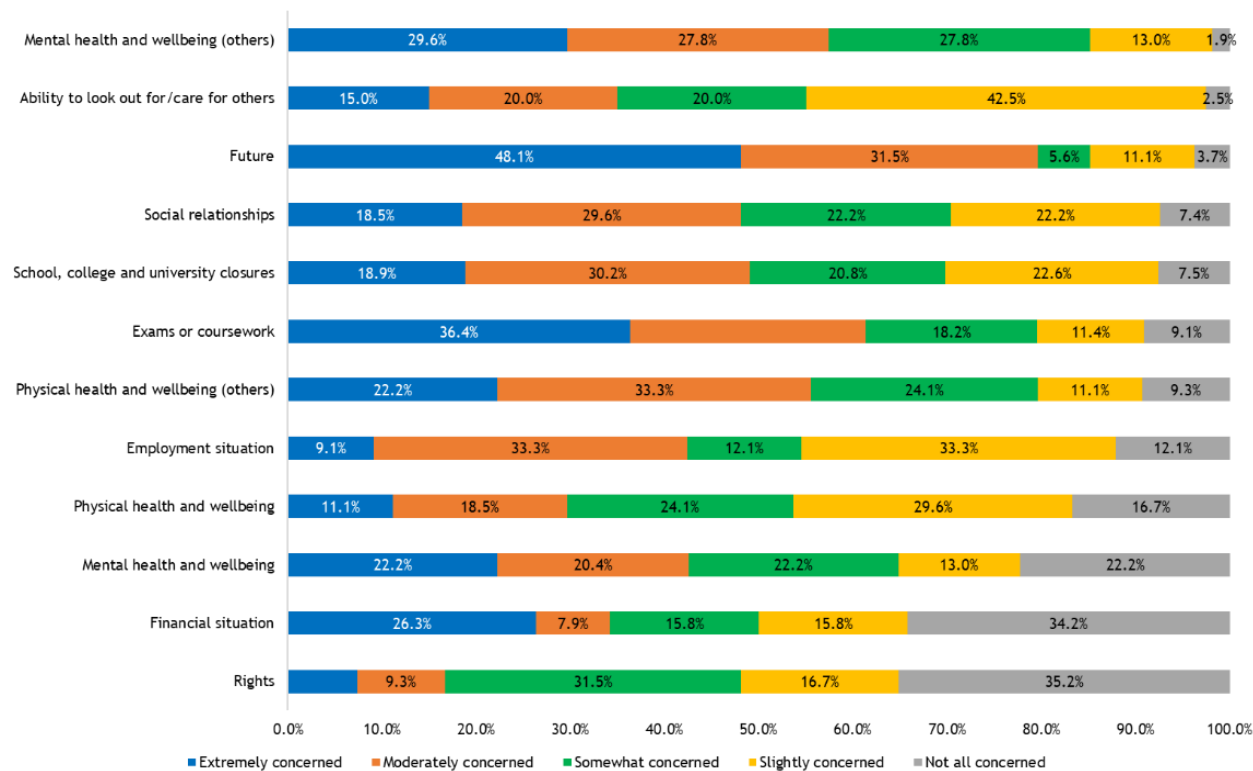
54 young people from Dundee took part in this consultation.

Of these respondents:

- **46.3%** are aged between 12 and 17, 22.2% are aged 18-20, and 31.5% are aged 21-25.
- **55.6%** identify as female, **33.3%** identify as male, **3.7%** identify as non-binary, and **1.9%** identify in another way. The remaining respondents preferred not to say.

Young people's concerns regarding the impact of coronavirus (COVID-19)

Respondents were given a list of twelve issues that may be worrying them during this time, and were asked to rate their level of concern.¹⁹ Young people in Dundee are most worried about the impact coronavirus (COVID-19) will have on the mental health and wellbeing of others, and on their ability to look out for or care for others.



¹⁹ See page 3 for a full list of the questions young people were asked to respond to.



Young people’s concerns regarding the impact of coronavirus (COVID-19)

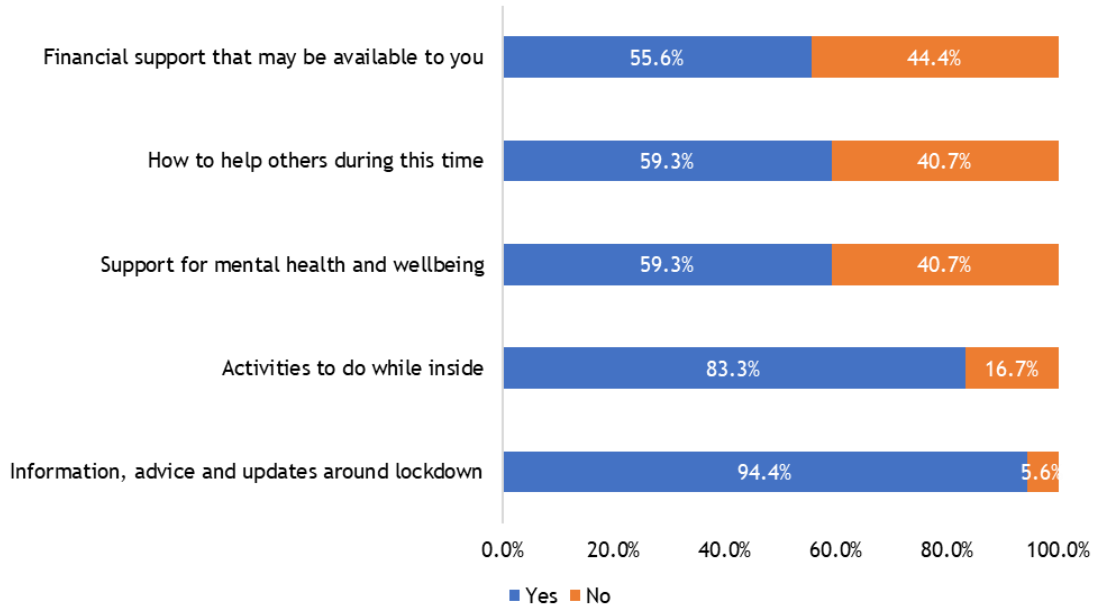
The questions young people were asked to respond to are shown below:

Label on graph	Survey question
School, college and university closures	How are you feeling about school, college and university closures?
Exams or coursework	How are you feeling about any exams or coursework you may have?
Employment situation	How are you feeling about your employment situation?
Financial situation	How are you feeling about your financial situation?
Physical health and wellbeing	How are you feeling about your physical wellbeing?
Mental health and wellbeing	How are you feeling about your mental wellbeing?
Physical health and wellbeing (others)	How are you feeling about the physical wellbeing of others (e.g. family or friends)?
Mental health and wellbeing (others)	How are you feeling about the mental wellbeing of others (e.g. family or friends)?
Social relationships	How are you feeling about the impact on your social relationships with family or friends?
Rights	How are you feeling about your ability to access your rights as a young person?
Ability to look out for/care for others	How are you feeling about your ability to look out for/care for others?
Future	How are you feeling about the impact of coronavirus (COVID-19) on the future?

When asked if there were any other issues that respondents were concerned about in regards to coronavirus, the most common themes from the responses were *Educational impacts* and *Lack of support*.



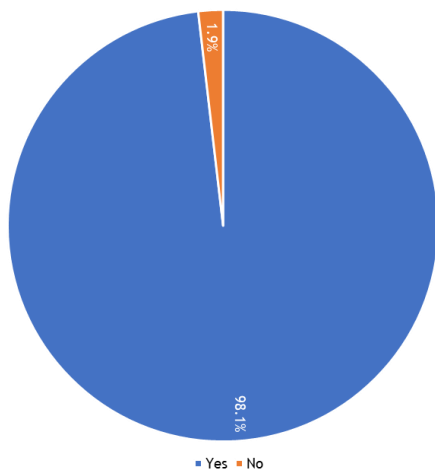
If you wanted to access information about the topics below during the coronavirus (COVID-19) outbreak, do you know how to do that?



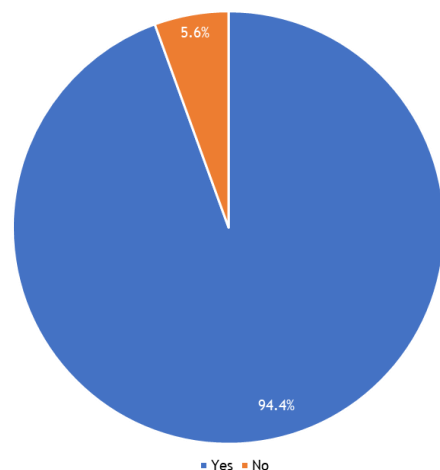
Access to online information

Respondents were asked if they have access to a device at home they could use to look at online services, and if they can access reliable broadband / data at home.²⁰

a device at home that you can look at online services?



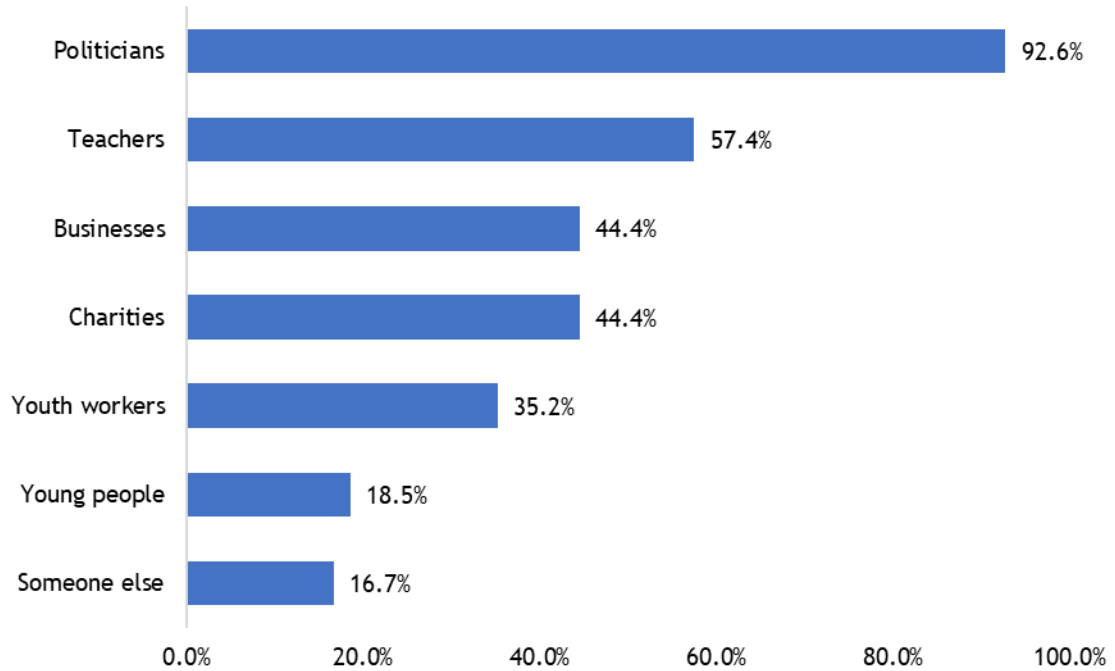
Reliable broadband/data at home?



²⁰ This survey was only available online. Therefore, the response to this question may not be representative of all young people's experiences.



Who do you think should be providing information surrounding coronavirus (COVID-19)?



Of the respondents who selected *Someone else*, the most commonly typed responses were *Health or medical professionals* and *Scientists or researchers*.

When asked if there were any actions that respondents would like to see decision makers take in relation to the topics above, the most common theme from responses was *Ensure information is clear, honest and from a reliable source*.



Local Authority results summary – East Ayrshire

Respondent Profile

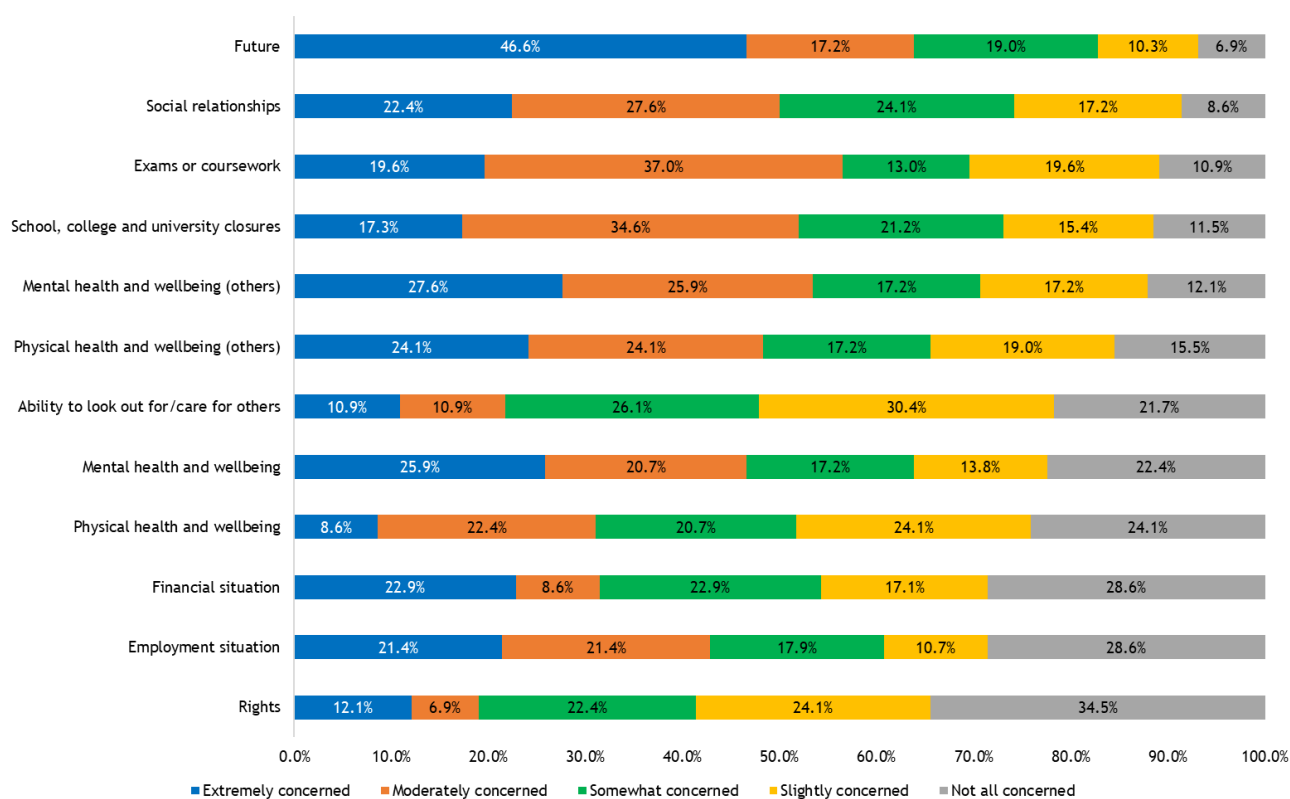
58 young people from East Ayrshire took part in this consultation.

Of these respondents:

- **74.1%** are aged between 12 and 17, 8.6% are aged 18-20, and 17.2% are aged 21-25.
- **65.5%** identify as female, **32.8%** identify as male, and **1.7%** identify as non-binary.

Young people’s concerns regarding the impact of coronavirus (COVID-19)

Respondents were given a list of twelve issues that may be worrying them during this time, and were asked to rate their level of concern. Young people in East Ayrshire are most worried about the impact coronavirus (COVID-19) will have on their futures.





Young people’s concerns regarding the impact of coronavirus (COVID-19)

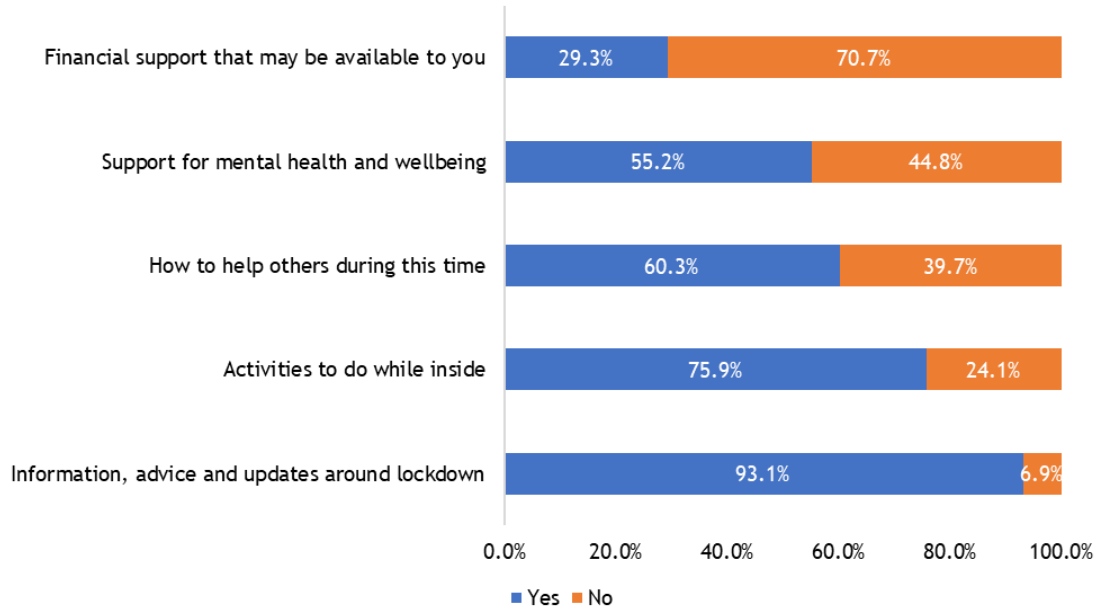
The questions young people were asked to respond to are shown below:

Label on graph	Survey question
School, college and university closures	How are you feeling about school, college and university closures?
Exams or coursework	How are you feeling about any exams or coursework you may have?
Employment situation	How are you feeling about your employment situation?
Financial situation	How are you feeling about your financial situation?
Physical health and wellbeing	How are you feeling about your physical wellbeing?
Mental health and wellbeing	How are you feeling about your mental wellbeing?
Physical health and wellbeing (others)	How are you feeling about the physical wellbeing of others (e.g. family or friends)?
Mental health and wellbeing (others)	How are you feeling about the mental wellbeing of others (e.g. family or friends)?
Social relationships	How are you feeling about the impact on your social relationships with family or friends?
Rights	How are you feeling about your ability to access your rights as a young person?
Ability to look out for/care for others	How are you feeling about your ability to look out for/care for others?
Future	How are you feeling about the impact of coronavirus (COVID-19) on the future?

When asked if there were any other issues that respondents were concerned about in regards to coronavirus, the most common theme from the responses was *Economic impacts*.



If you wanted to access information about the topics below during the coronavirus (COVID-19) outbreak, do you know how to do that?

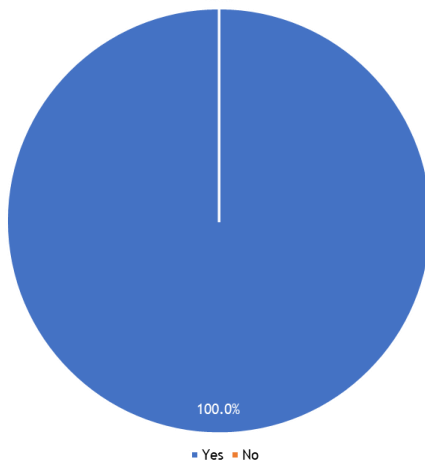


When asked if there were any other topics that had not been previously mentioned, the most common themes from the responses was *Topics around education*.

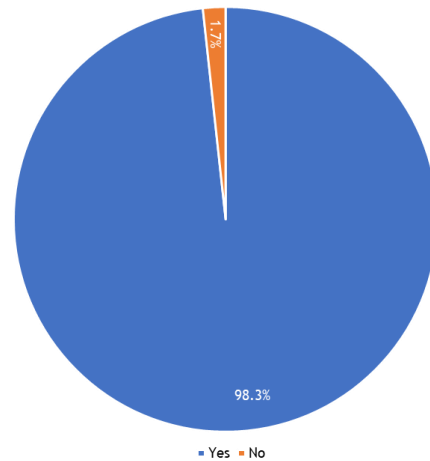
Access to online information

Respondents were asked if they have access to a device at home they could use to look at online services, and if they can access reliable broadband / data at home.²¹

a device at home that you can look at online services?



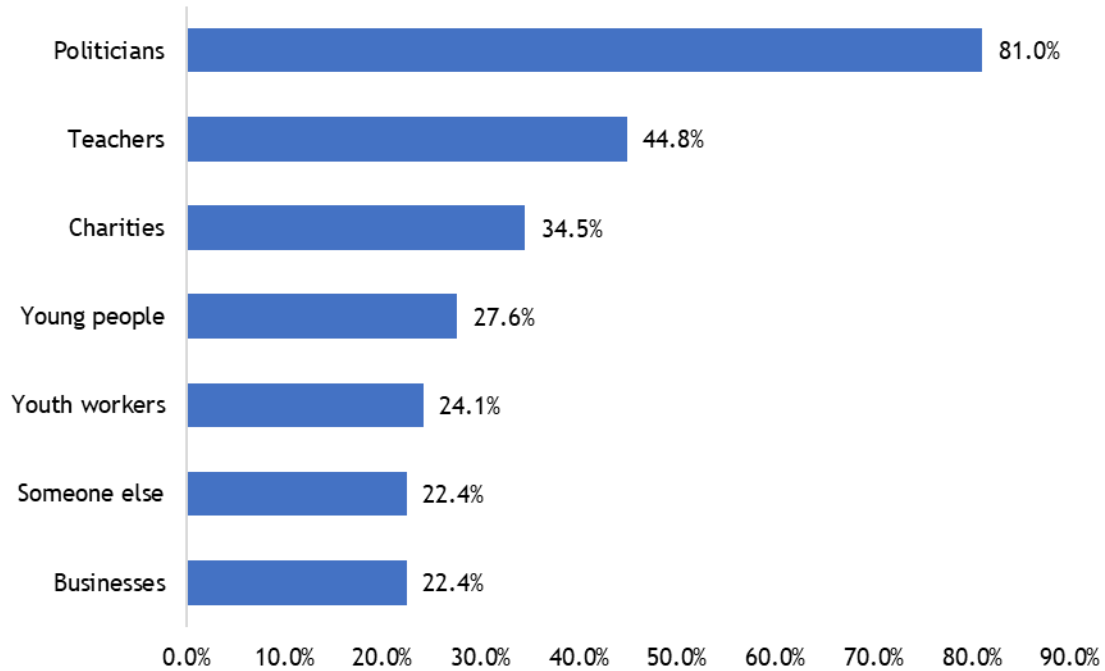
Reliable broadband/data at home?



²¹ This survey was only available online. Therefore, the response to this question may not be representative of all young people's experiences.



Who do you think should be providing information surrounding coronavirus (COVID-19)?



Of the respondents who selected *Someone else*, the most commonly typed responses were *Health or medical professionals* and *Scientists or researchers*.

When asked if there were any actions that respondents would like to see decision makers take in relation to the topics above, the most common theme from responses was *Ensure information is clear, honest and from a reliable source*.



Local Authority results summary – East Dunbartonshire

Respondent Profile

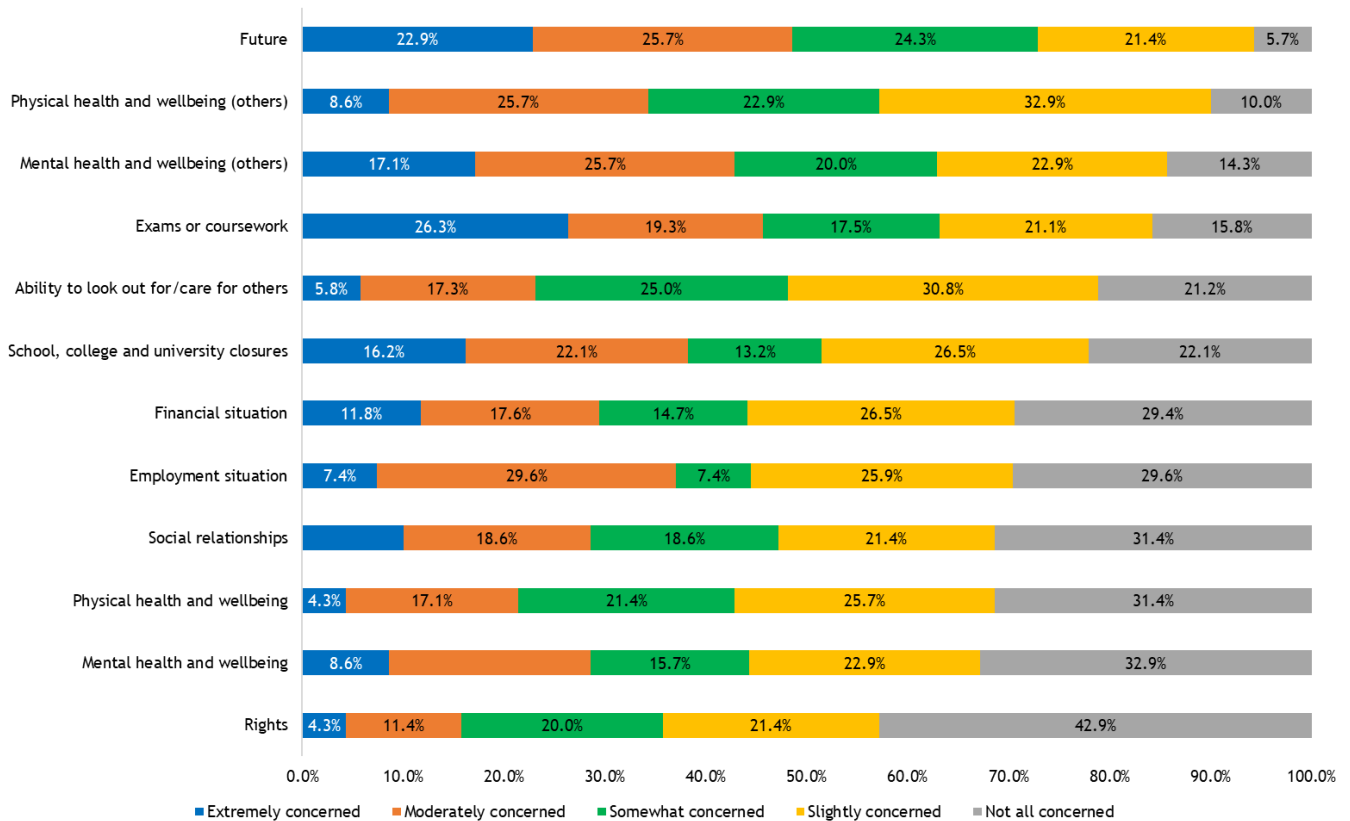
70 young people from East Dunbartonshire took part in this consultation.

Of these respondents:

- **78.6%** are aged between 12 and 17, 12.9% are aged 18-20, and 8.6% are aged 21-25.
- **60.0%** identify as female, and **35.7%** identify as male. The remaining 4.3% respondents preferred not to say.

Young people’s concerns regarding the impact of coronavirus (COVID-19)

Respondents were given a list of twelve issues that may be worrying them during this time, and were asked to rate their level of concern. Young people in East Dunbartonshire are most worried about the impact coronavirus (COVID-19) will have on their futures.





Young people’s concerns regarding the impact of coronavirus (COVID-19)

The questions young people were asked to respond to are shown below:

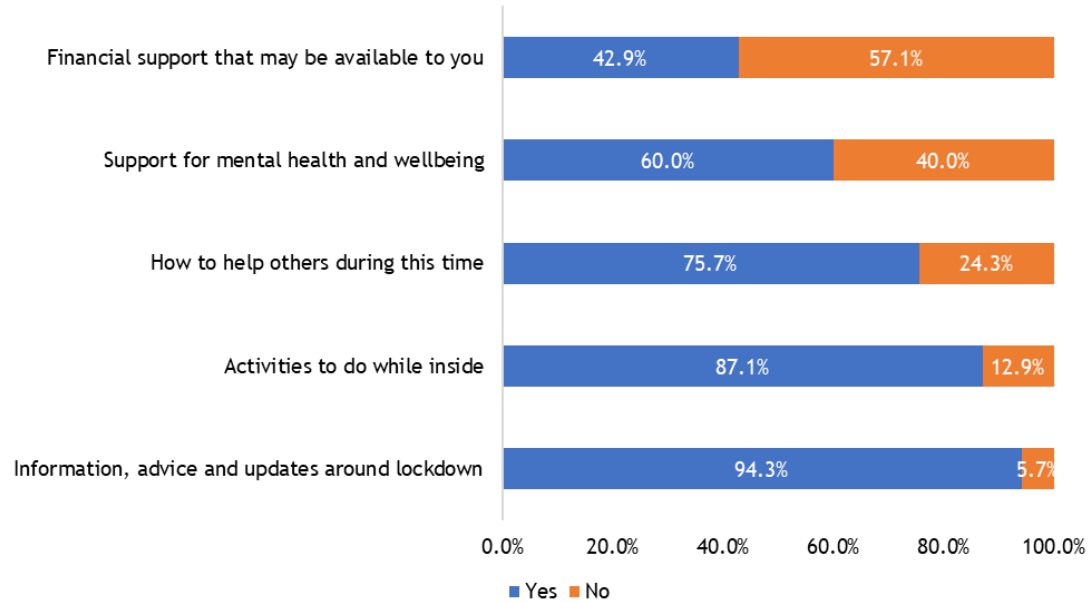
Label on graph	Survey question
School, college and university closures	How are you feeling about school, college and university closures?
Exams or coursework	How are you feeling about any exams or coursework you may have?
Employment situation	How are you feeling about your employment situation?
Financial situation	How are you feeling about your financial situation?
Physical health and wellbeing	How are you feeling about your physical wellbeing?
Mental health and wellbeing	How are you feeling about your mental wellbeing?
Physical health and wellbeing (others)	How are you feeling about the physical wellbeing of others (e.g. family or friends)?
Mental health and wellbeing (others)	How are you feeling about the mental wellbeing of others (e.g. family or friends)?
Social relationships	How are you feeling about the impact on your social relationships with family or friends?
Rights	How are you feeling about your ability to access your rights as a young person?
Ability to look out for/care for others	How are you feeling about your ability to look out for/care for others?
Future	How are you feeling about the impact of coronavirus (COVID-19) on the future?

When asked if there were any other issues that respondents were concerned about in regards to coronavirus, the most common theme from the responses was *Educational impacts*.

Lockdown Lowdown



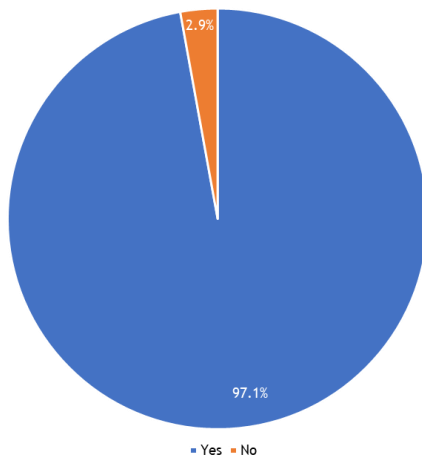
If you wanted to access information about the topics below during the coronavirus (COVID-19) outbreak, do you know how to do that?



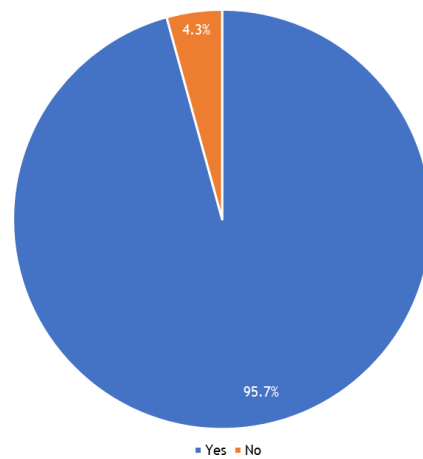
Access to online information

Respondents were asked if they have access to a device at home they could use to look at online services, and if they can access reliable broadband / data at home.²²

a device at home that you can look at online services?



Reliable broadband/data at home?

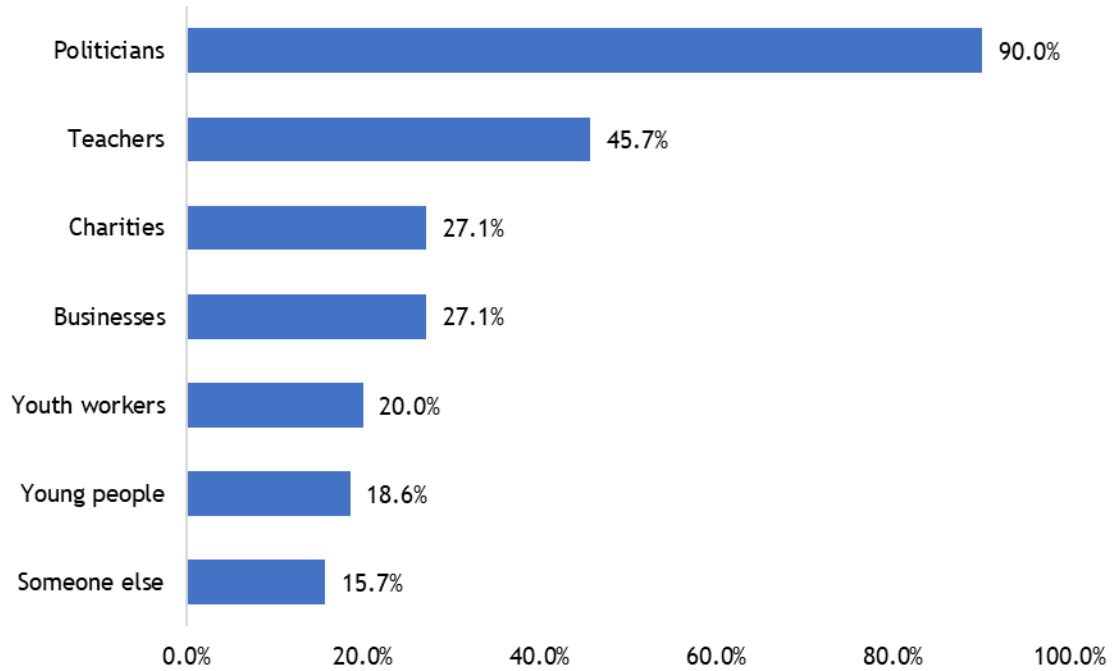


²² This survey was only available online. Therefore, the response to this question may not be representative of all young people's experiences.

Lockdown Lowdown



Who do you think should be providing information surrounding coronavirus (COVID-19)?



Of the respondents who selected *Someone else*, the most commonly typed responses were *Everyone* and *Media*.

When asked if there were any actions that respondents would like to see decision makers take in relation to the topics above, the most common themes from responses were *Ensure information is clear, honest and from a reliable source* and *Make current restrictions more strict*.



Local Authority results summary – East Lothian

Respondent Profile

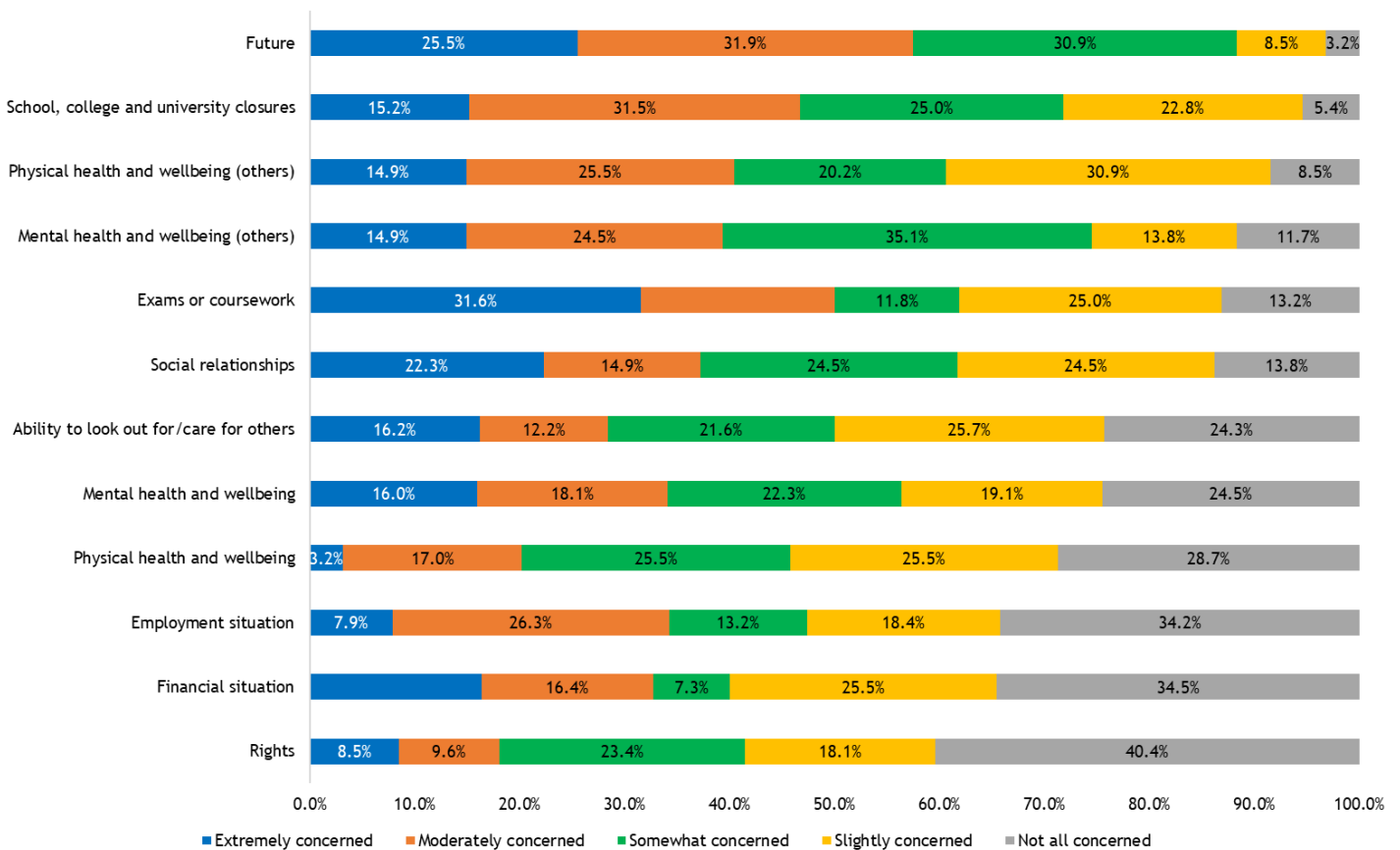
94 young people from East Lothian took part in this consultation.

Of these respondents:

- **87.2%** are aged between 12 and 17, 8.5% are aged 18-20, and 4.3% are aged 21-25.
- **70.2%** identify as female, **27.7%** identify as male, and **1.1%** identify as non-binary. The remaining 1.1% respondents preferred not to say.

Young people’s concerns regarding the impact of coronavirus (COVID-19)

Respondents were given a list of twelve issues that may be worrying them during this time, and were asked to rate their level of concern. Young people in East Lothian are most worried about the impact coronavirus (COVID-19) will have on their futures.





Young people’s concerns regarding the impact of coronavirus (COVID-19)

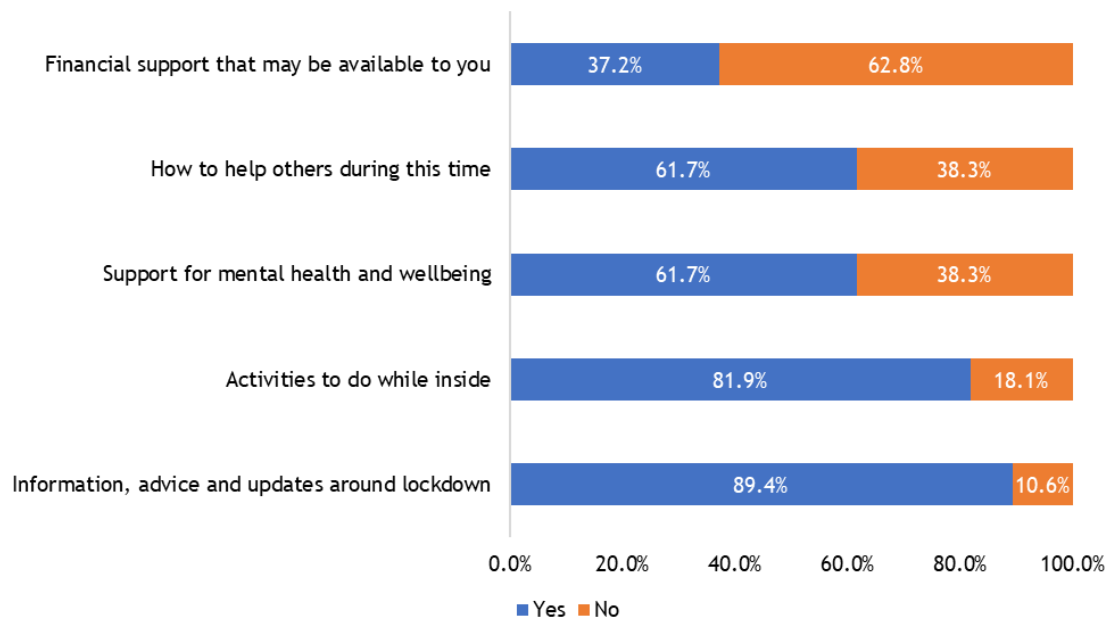
The questions young people were asked to respond to are shown below:

Label on graph	Survey question
School, college and university closures	How are you feeling about school, college and university closures?
Exams or coursework	How are you feeling about any exams or coursework you may have?
Employment situation	How are you feeling about your employment situation?
Financial situation	How are you feeling about your financial situation?
Physical health and wellbeing	How are you feeling about your physical wellbeing?
Mental health and wellbeing	How are you feeling about your mental wellbeing?
Physical health and wellbeing (others)	How are you feeling about the physical wellbeing of others (e.g. family or friends)?
Mental health and wellbeing (others)	How are you feeling about the mental wellbeing of others (e.g. family or friends)?
Social relationships	How are you feeling about the impact on your social relationships with family or friends?
Rights	How are you feeling about your ability to access your rights as a young person?
Ability to look out for/care for others	How are you feeling about your ability to look out for/care for others?
Future	How are you feeling about the impact of coronavirus (COVID-19) on the future?

When asked if there were any other issues that respondents were concerned about in regards to coronavirus, the most common themes from the responses were *Worried about vulnerable groups* and *Educational impacts*.



If you wanted to access information about the topics below during the coronavirus (COVID-19) outbreak, do you know how to do that?

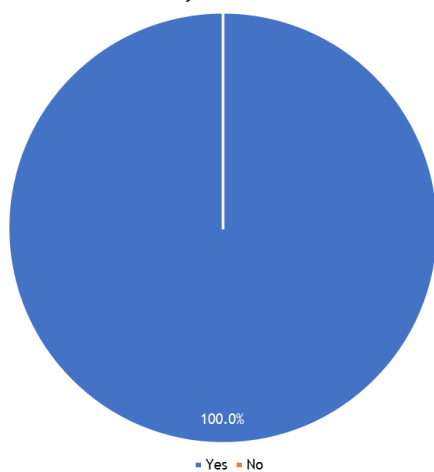


When asked if there were any other topics that had not been previously mentioned, the most common theme from the responses was *Topics around education*.

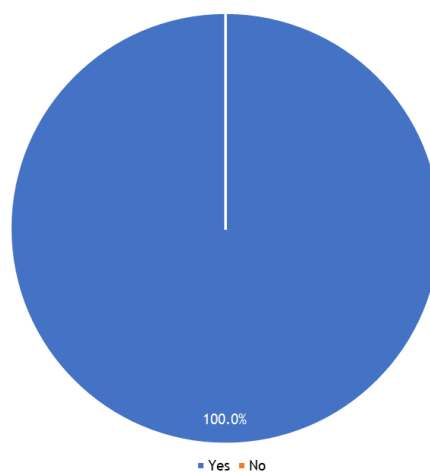
Access to online information

Respondents were asked if they have access to a device at home they could use to look at online services, and if they can access reliable broadband / data at home.²³

a device at home that you can look at online services?



Reliable broadband/data at home?

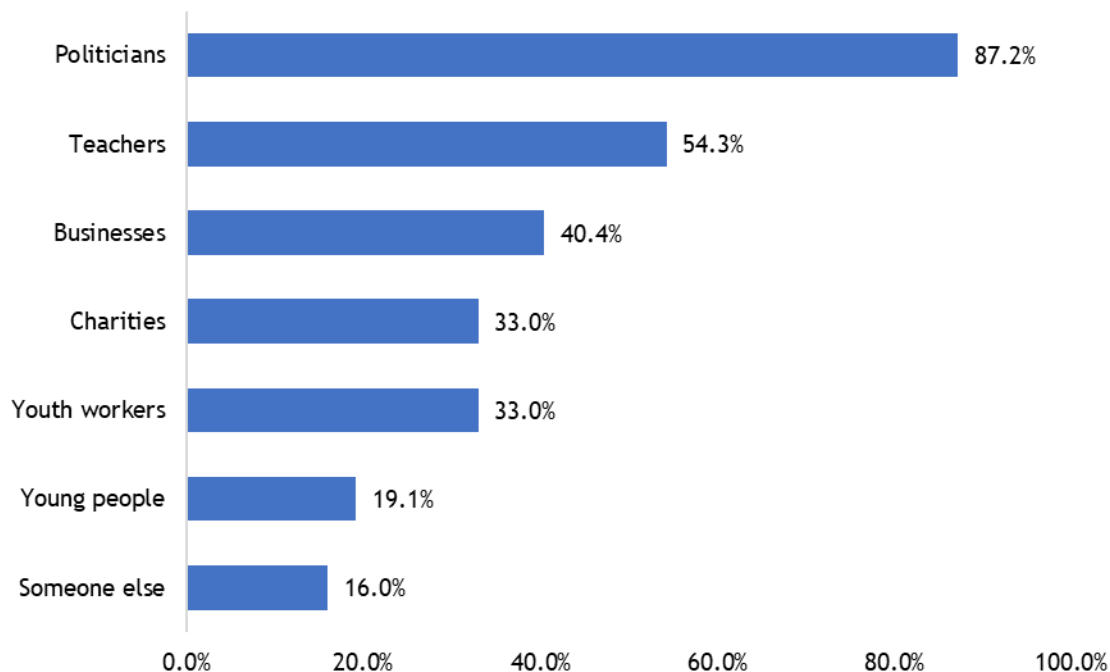


²³ This survey was only available online. Therefore, the response to this question may not be representative of all young people's experiences.

Lockdown Lowdown



Who do you think should be providing information surrounding coronavirus (COVID-19)?



Of the respondents who selected *Someone else*, the most commonly typed responses were *Media* and *Health or medical professionals*.

When asked if there were any actions that respondents would like to see decision makers take in relation to the topics above, the most common themes from responses were *Ensure information is clear, honest and from a reliable source* and *More communication around the future and life after lockdown*.



Local Authority results summary – Edinburgh

Respondent Profile

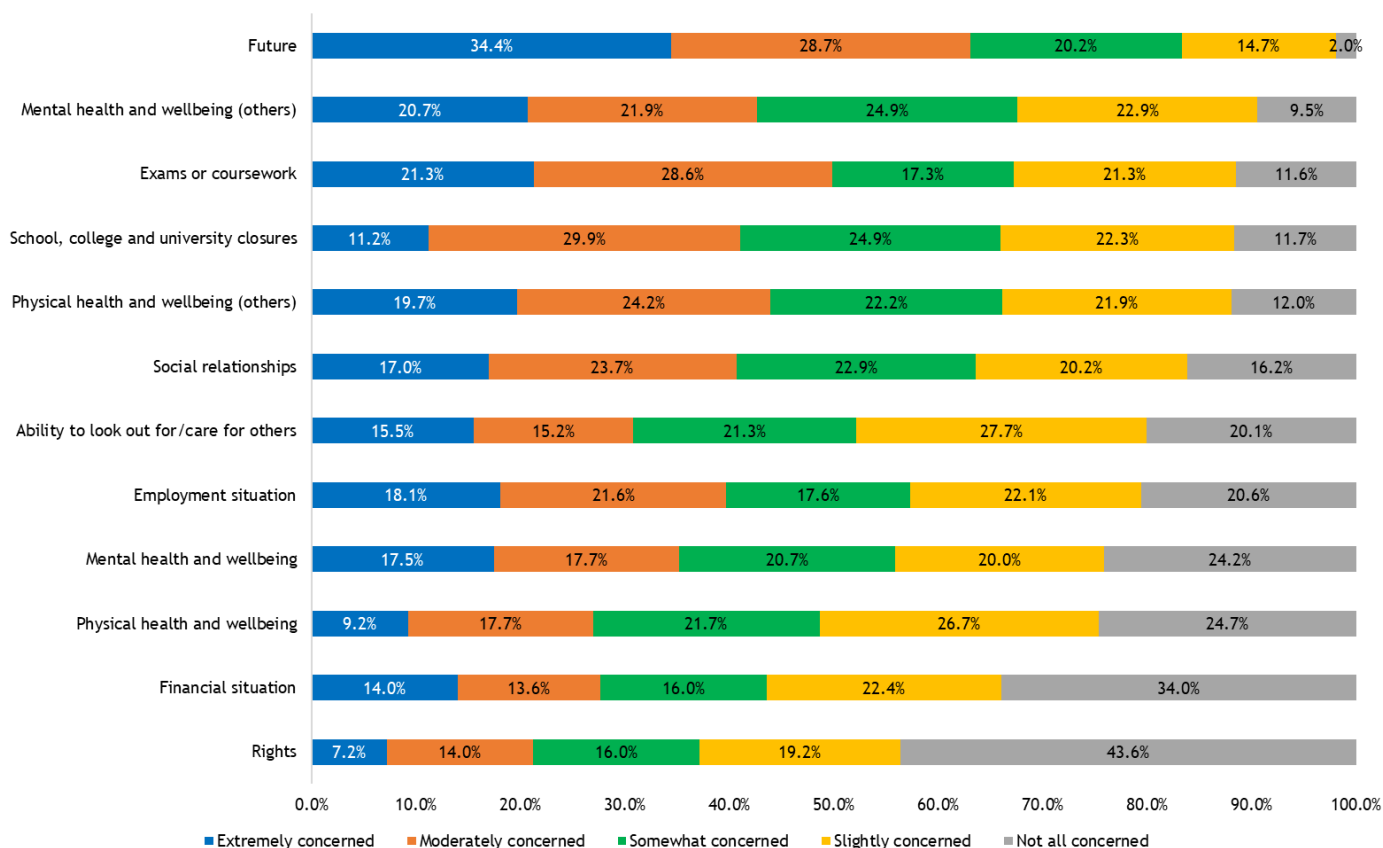
401 young people from Edinburgh took part in this consultation.

Of these respondents:

- **78.5%** are aged between 12 and 17, 10.5% are aged 18-20, and 11.0% are aged 21-25.
- **64.8%** identify as female, **31.7%** identify as male, **1.2%** identify as non-binary, and **0.7%** identify in another way. The remaining 1.5% respondents preferred not to say.

Young people’s concerns regarding the impact of coronavirus (COVID-19)

Respondents were given a list of twelve issues that may be worrying them during this time, and were asked to rate their level of concern. Young people in Edinburgh are most worried about the impact coronavirus (COVID-19) will have on their futures.





Young people’s concerns regarding the impact of coronavirus (COVID-19)

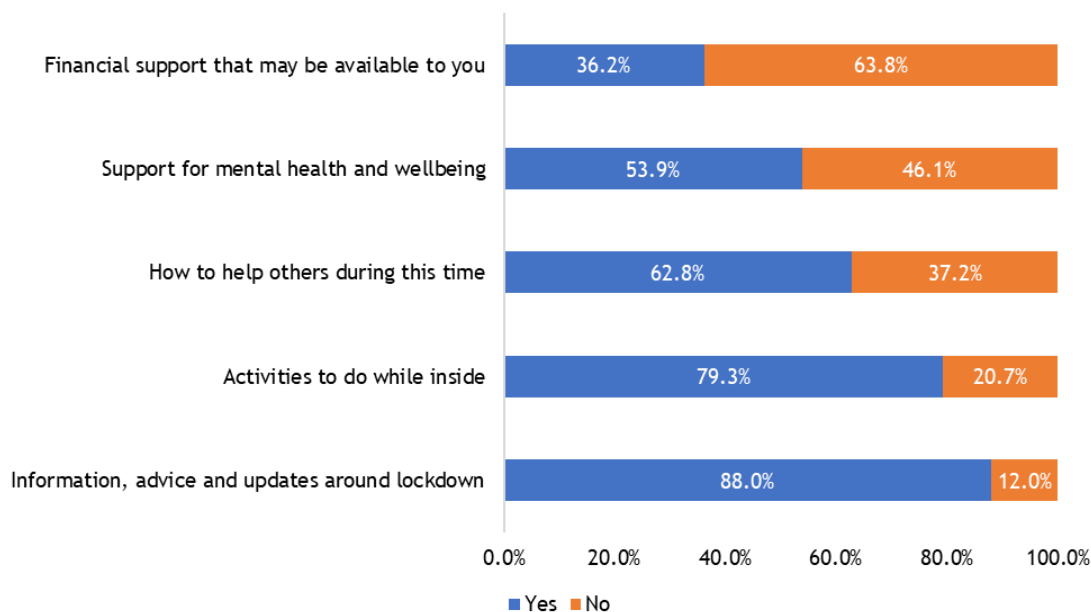
The questions young people were asked to respond to are shown below:

Label on graph	Survey question
School, college and university closures	How are you feeling about school, college and university closures?
Exams or coursework	How are you feeling about any exams or coursework you may have?
Employment situation	How are you feeling about your employment situation?
Financial situation	How are you feeling about your financial situation?
Physical health and wellbeing	How are you feeling about your physical wellbeing?
Mental health and wellbeing	How are you feeling about your mental wellbeing?
Physical health and wellbeing (others)	How are you feeling about the physical wellbeing of others (e.g. family or friends)?
Mental health and wellbeing (others)	How are you feeling about the mental wellbeing of others (e.g. family or friends)?
Social relationships	How are you feeling about the impact on your social relationships with family or friends?
Rights	How are you feeling about your ability to access your rights as a young person?
Ability to look out for/care for others	How are you feeling about your ability to look out for/care for others?
Future	How are you feeling about the impact of coronavirus (COVID-19) on the future?

When asked if there were any other issues that respondents were concerned about in regards to coronavirus, the most common themes from the responses were *Educational impacts*, *Economic impacts* and *Social impacts*.



If you wanted to access information about the topics below during the coronavirus (COVID-19) outbreak, do you know how to do that?

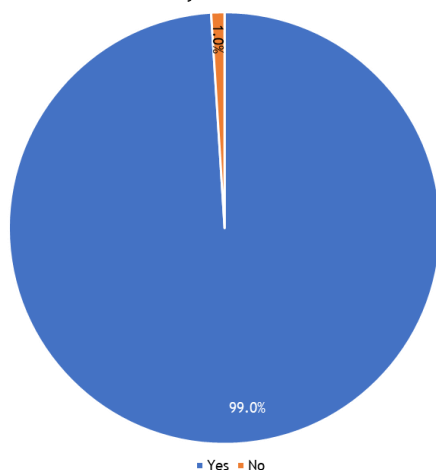


When asked if there were any other topics that had not been previously mentioned, the most common theme from the responses was *Topics around education*.

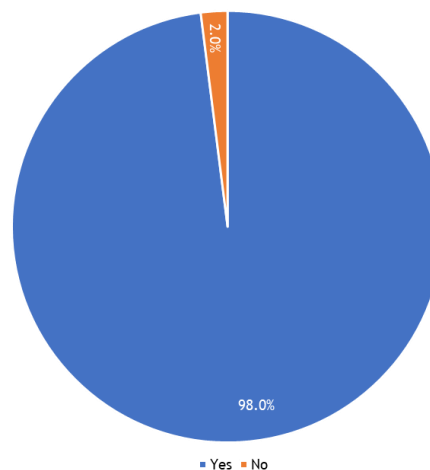
Access to online information

Respondents were asked if they have access to a device at home they could use to look at online services, and if they can access reliable broadband / data at home.²⁴

a device at home that you can look at online services?



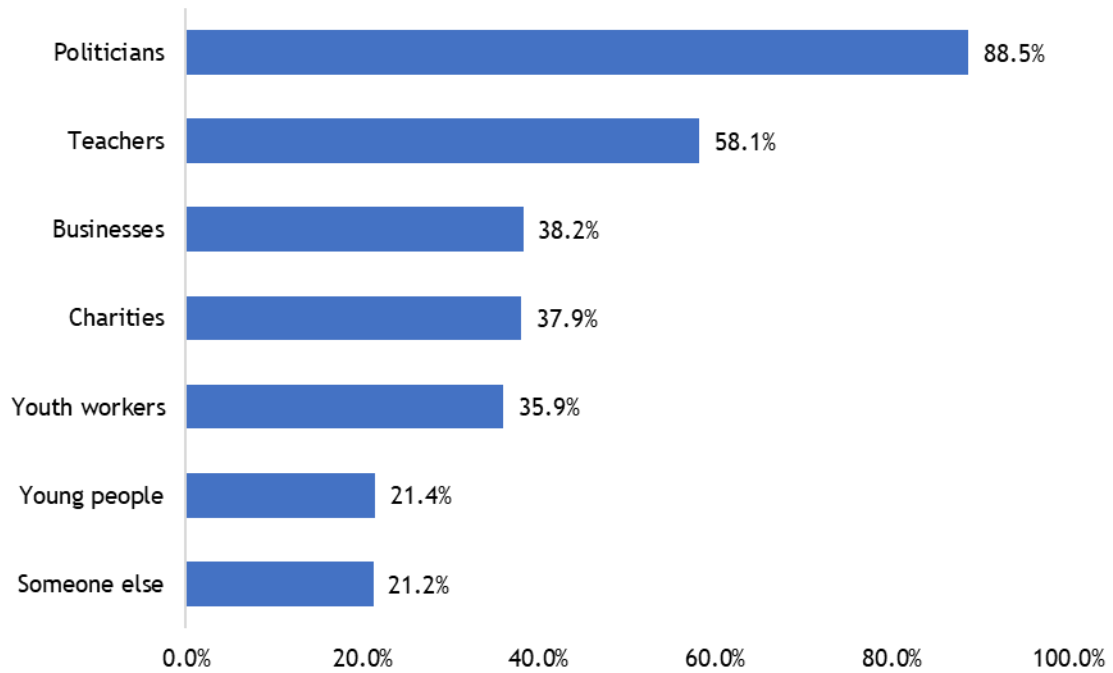
Reliable broadband/data at home?



²⁴ This survey was only available online. Therefore, the response to this question may not be representative of all young people's experiences.



Who do you think should be providing information surrounding coronavirus (COVID-19)?



Of the respondents who selected *Someone else*, the most commonly typed responses were *Health or medical professionals*.

When asked if there were any actions that respondents would like to see decision makers take in relation to the topics above, the most common theme from responses was *Ensure information is clear, honest and from a reliable source*.



Local Authority results summary - Falkirk

Respondent Profile

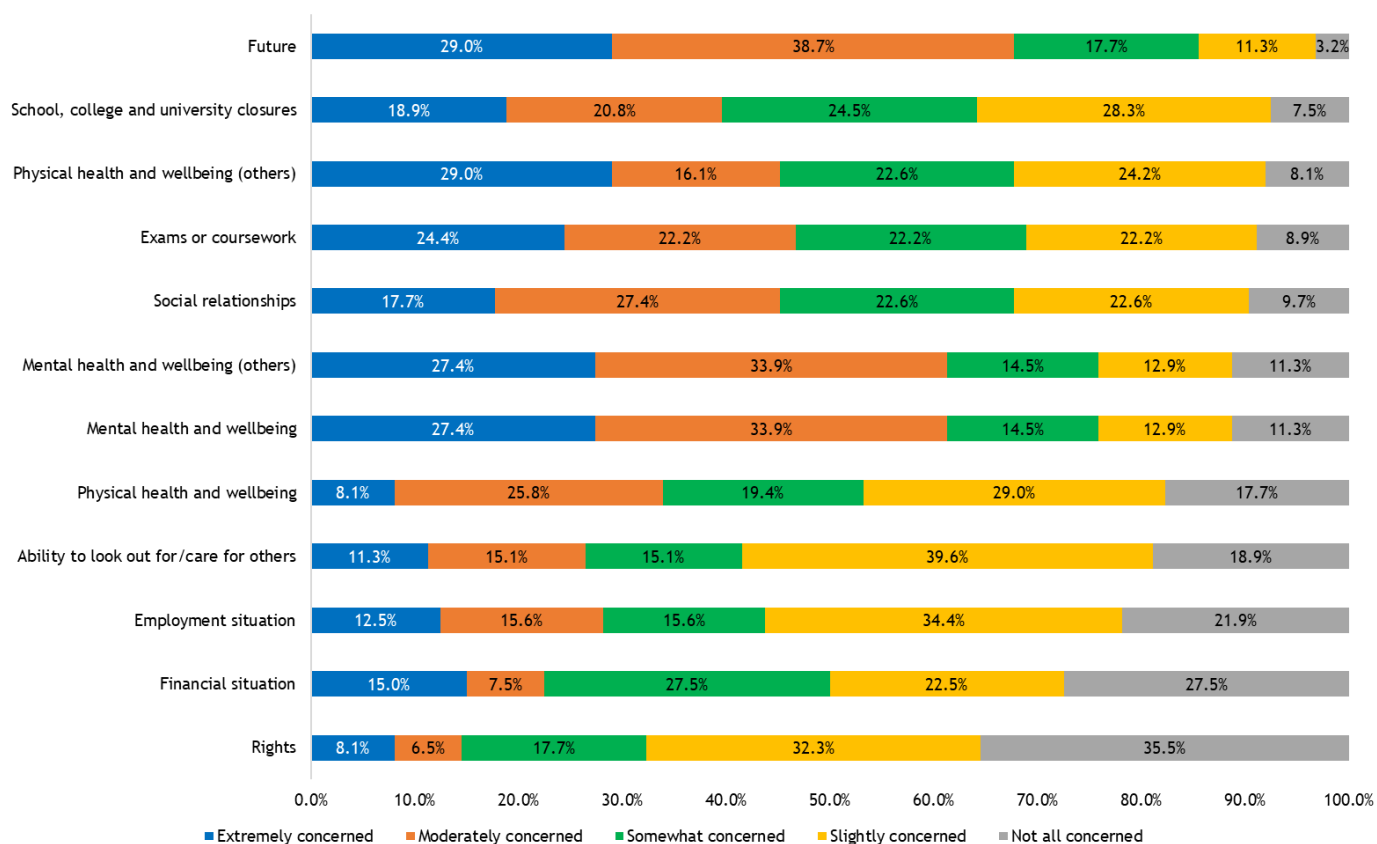
62 young people from Falkirk took part in this consultation.

Of these respondents:

- **62.9%** are aged between 12 and 17, 22.6% are aged 18-20, and 14.5% are aged 21-25.
- **72.6%** identify as female, **21.0%** identify as male, and **4.8%** identify as non-binary. The remaining 1.6% respondents preferred not to say.

Young people's concerns regarding the impact of coronavirus (COVID-19)

Respondents were given a list of twelve issues that may be worrying them during this time, and were asked to rate their level of concern. Young people in Falkirk are most worried about the impact coronavirus (COVID-19) will have on their futures.





Young people’s concerns regarding the impact of coronavirus (COVID-19)

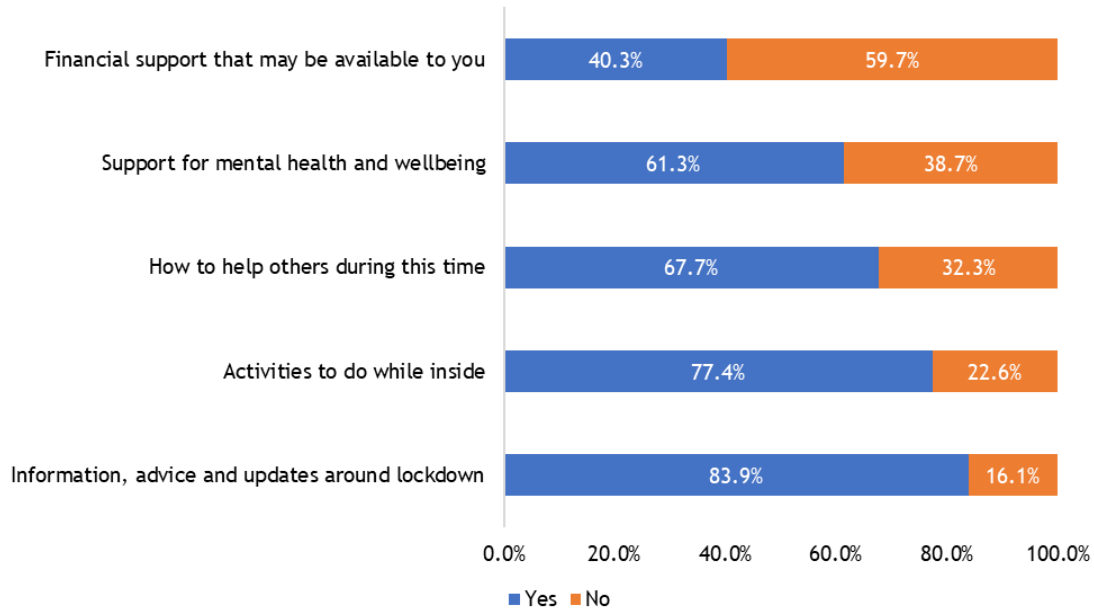
The questions young people were asked to respond to are shown below:

Label on graph	Survey question
School, college and university closures	How are you feeling about school, college and university closures?
Exams or coursework	How are you feeling about any exams or coursework you may have?
Employment situation	How are you feeling about your employment situation?
Financial situation	How are you feeling about your financial situation?
Physical health and wellbeing	How are you feeling about your physical wellbeing?
Mental health and wellbeing	How are you feeling about your mental wellbeing?
Physical health and wellbeing (others)	How are you feeling about the physical wellbeing of others (e.g. family or friends)?
Mental health and wellbeing (others)	How are you feeling about the mental wellbeing of others (e.g. family or friends)?
Social relationships	How are you feeling about the impact on your social relationships with family or friends?
Rights	How are you feeling about your ability to access your rights as a young person?
Ability to look out for/care for others	How are you feeling about your ability to look out for/care for others?
Future	How are you feeling about the impact of coronavirus (COVID-19) on the future?

When asked if there were any other issues that respondents were concerned about in regards to coronavirus, the most common themes from the responses were *Educational impacts* and *Economic impacts*.



If you wanted to access information about the topics below during the coronavirus (COVID-19) outbreak, do you know how to do that?

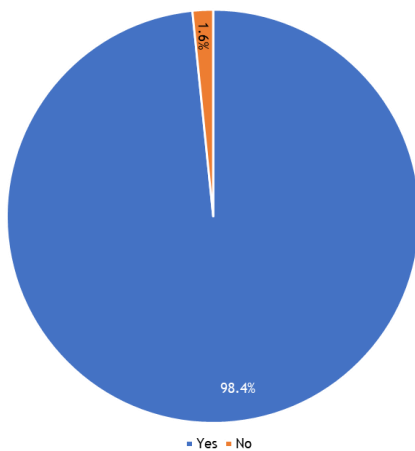


When asked if there were any other topics that had not been previously mentioned, the most common themes from the responses were *Topics around education* and *Information and support for specific groups*.

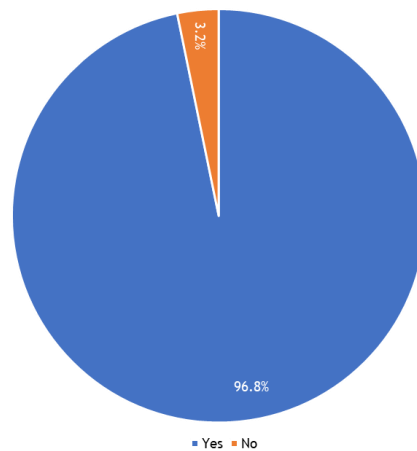
Access to online information

Respondents were asked if they have access to a device at home they could use to look at online services, and if they can access reliable broadband / data at home.²⁵

a device at home that you can look at online services?



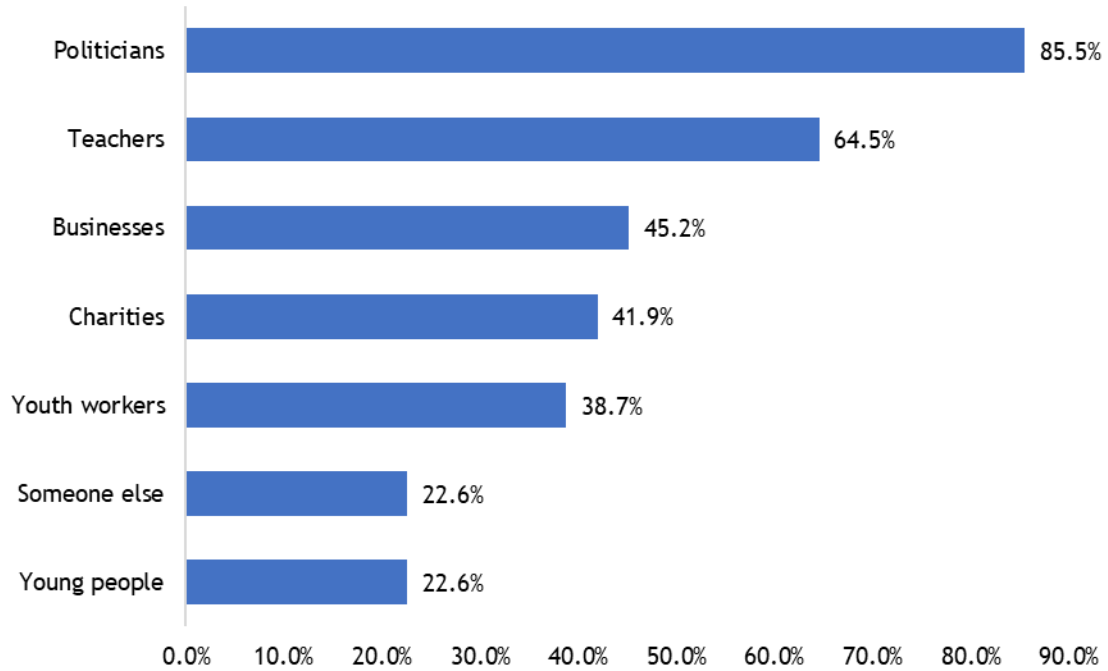
Reliable broadband/data at home?



²⁵ This survey was only available online. Therefore, the response to this question may not be representative of all young people's experiences.



Who do you think should be providing information surrounding coronavirus (COVID-19)?



Of the respondents who selected *Someone else*, the most commonly typed responses were *Health or medical professionals*.

When asked if there were any actions that respondents would like to see decision makers take in relation to the topics above, the most common theme from responses was *Ensure information is clear, honest and from a reliable source*.



Local Authority results summary - Fife

Respondent Profile

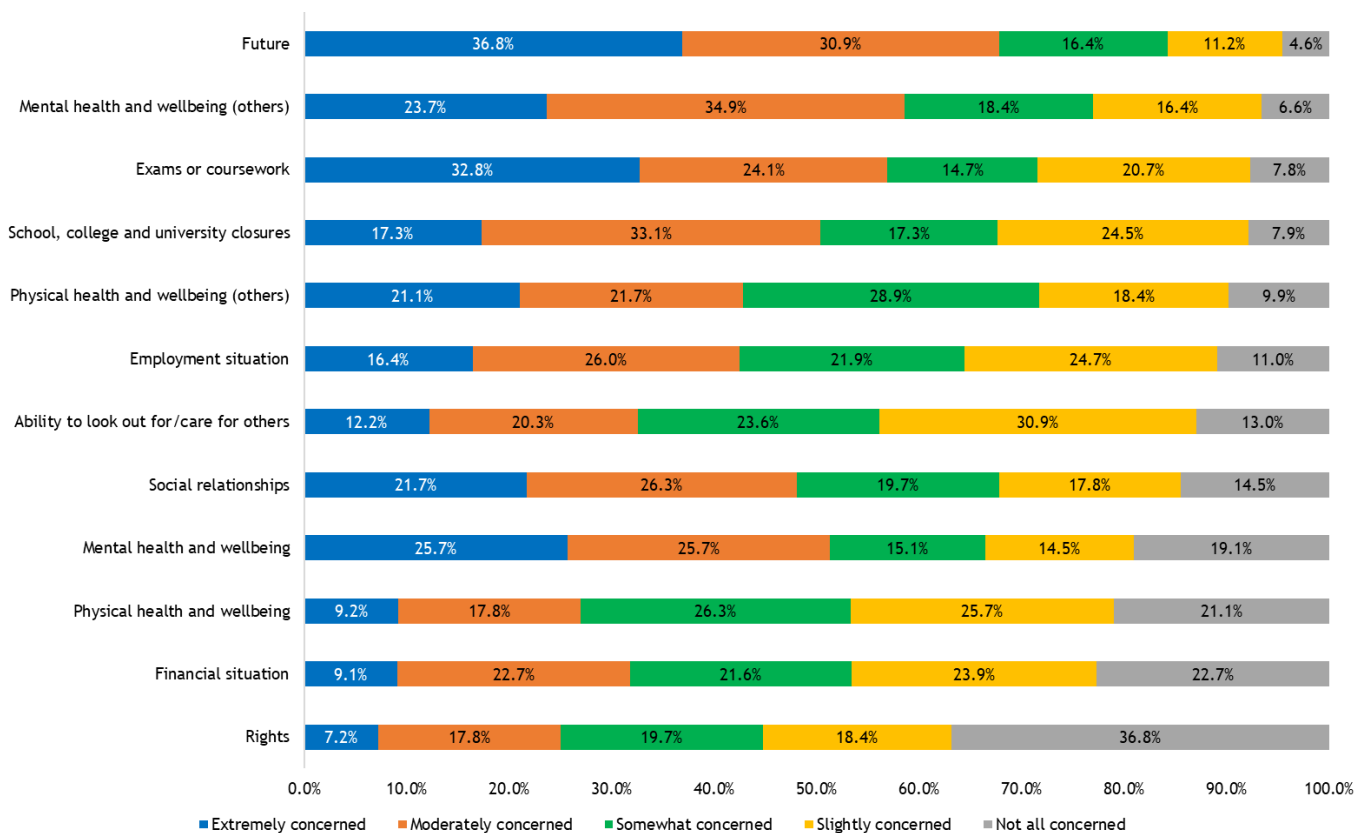
152 young people from Fife took part in this consultation.

Of these respondents:

- **69.1%** are aged between 12 and 17, 15.8% are aged 18-20, and 15.1% are aged 21-25.
- **65.1%** identify as female, **30.3%** identify as male, and **2.6%** identify as non-binary. The remaining 2.0% respondents preferred not to say.

Young people's concerns regarding the impact of coronavirus (COVID-19)

Respondents were given a list of twelve issues that may be worrying them during this time, and were asked to rate their level of concern. Young people in Fife are most worried about the impact coronavirus (COVID-19) will have on their futures.





Young people’s concerns regarding the impact of coronavirus (COVID-19)

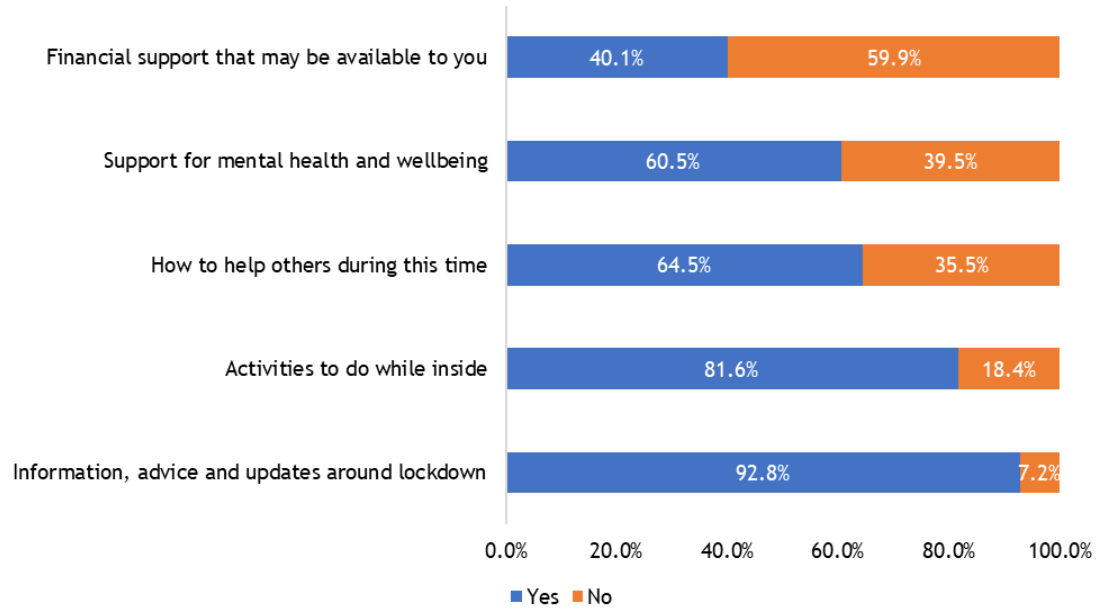
The questions young people were asked to respond to are shown below:

Label on graph	Survey question
School, college and university closures	How are you feeling about school, college and university closures?
Exams or coursework	How are you feeling about any exams or coursework you may have?
Employment situation	How are you feeling about your employment situation?
Financial situation	How are you feeling about your financial situation?
Physical health and wellbeing	How are you feeling about your physical wellbeing?
Mental health and wellbeing	How are you feeling about your mental wellbeing?
Physical health and wellbeing (others)	How are you feeling about the physical wellbeing of others (e.g. family or friends)?
Mental health and wellbeing (others)	How are you feeling about the mental wellbeing of others (e.g. family or friends)?
Social relationships	How are you feeling about the impact on your social relationships with family or friends?
Rights	How are you feeling about your ability to access your rights as a young person?
Ability to look out for/care for others	How are you feeling about your ability to look out for/care for others?
Future	How are you feeling about the impact of coronavirus (COVID-19) on the future?

When asked if there were any other issues that respondents were concerned about in regards to coronavirus, the most common themes from the responses were *Educational impacts* and *Economic impacts*.



If you wanted to access information about the topics below during the coronavirus (COVID-19) outbreak, do you know how to do that?

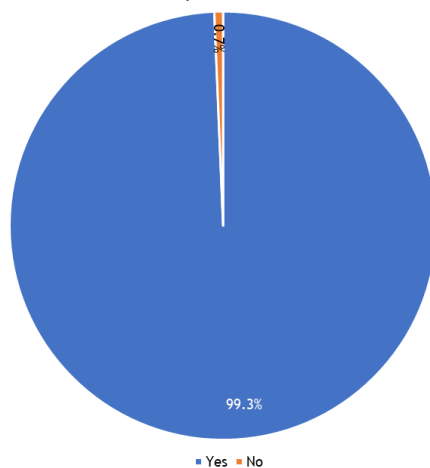


When asked if there were any other topics that had not been previously mentioned, the most common theme from the responses was *Topics around education*.

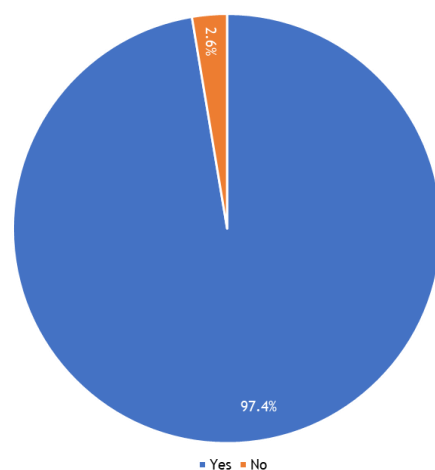
Access to online information

Respondents were asked if they have access to a device at home they could use to look at online services, and if they can access reliable broadband / data at home.²⁶

a device at home that you can look at online services?



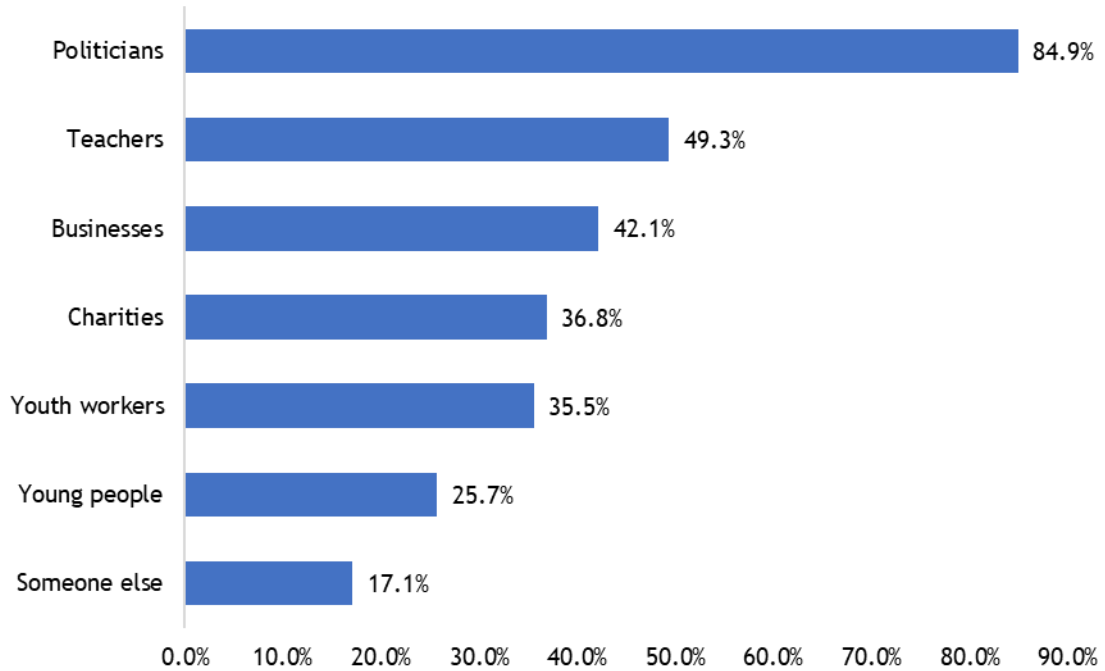
Reliable broadband/data at home?



²⁶ This survey was only available online. Therefore, the response to this question may not be representative of all young people's experiences.



Who do you think should be providing information surrounding coronavirus (COVID-19)?



Of the respondents who selected *Someone else*, the most commonly typed responses were *Health or medical professionals* and *Media*.

When asked if there were any actions that respondents would like to see decision makers take in relation to the topics above, the most common theme from responses was *Ensure information is clear, honest and from a reliable source*.



Local Authority results summary - Glasgow

Respondent Profile

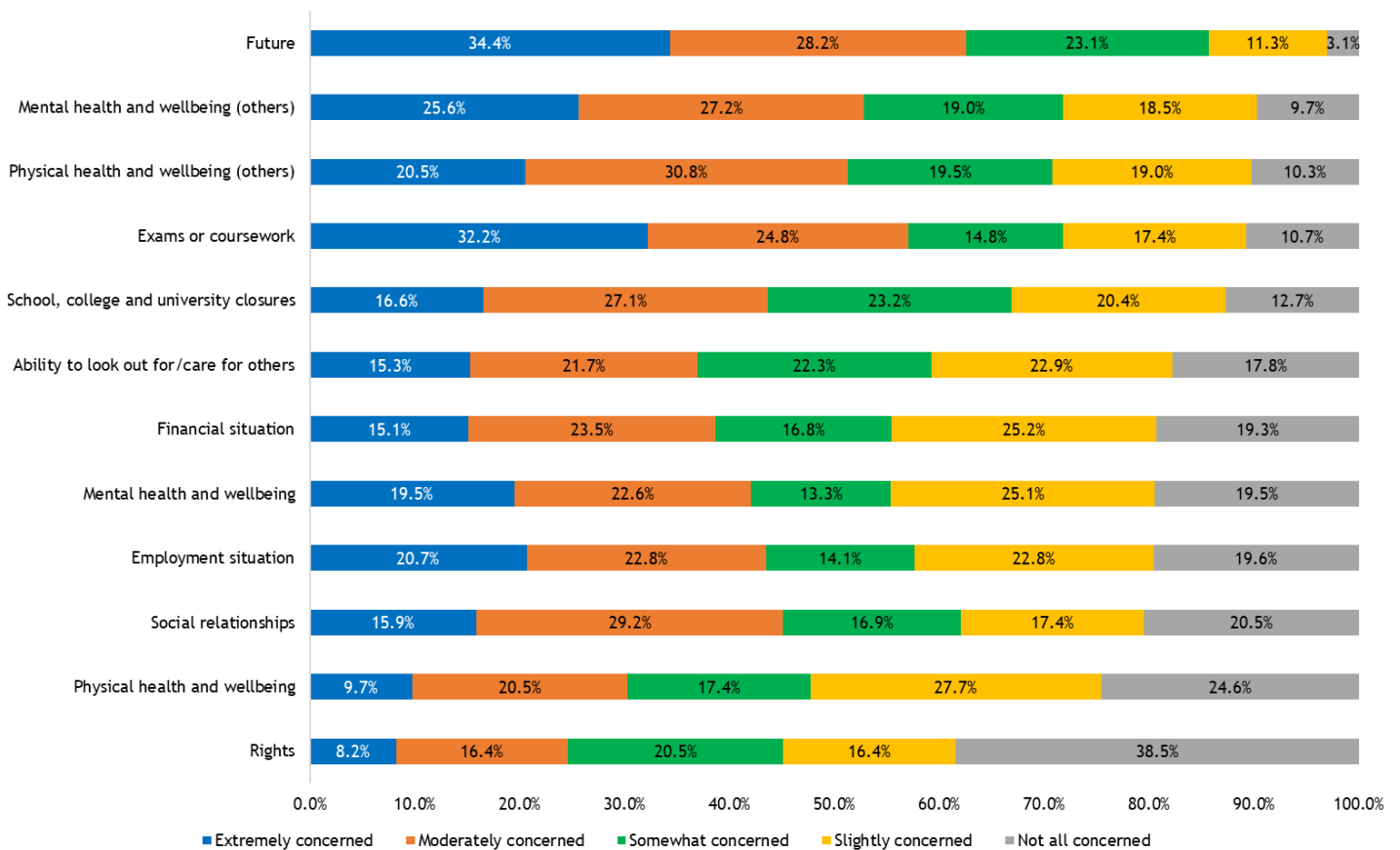
195 young people from Glasgow took part in this consultation.

Of these respondents:

- **73.3%** are aged between 12 and 17, 10.3% are aged 18-20, and 16.4% are aged 21-25.
- **71.3%** identify as female, **25.1%** identify as male, and **1.0%** identify as non-binary. The remaining 2.6% respondents preferred not to say.

Young people’s concerns regarding the impact of coronavirus (COVID-19)

Respondents were given a list of twelve issues that may be worrying them during this time, and were asked to rate their level of concern. Young people in Glasgow are most worried about the impact coronavirus (COVID-19) will have on their futures.





Young people’s concerns regarding the impact of coronavirus (COVID-19)

The questions young people were asked to respond to are shown below:

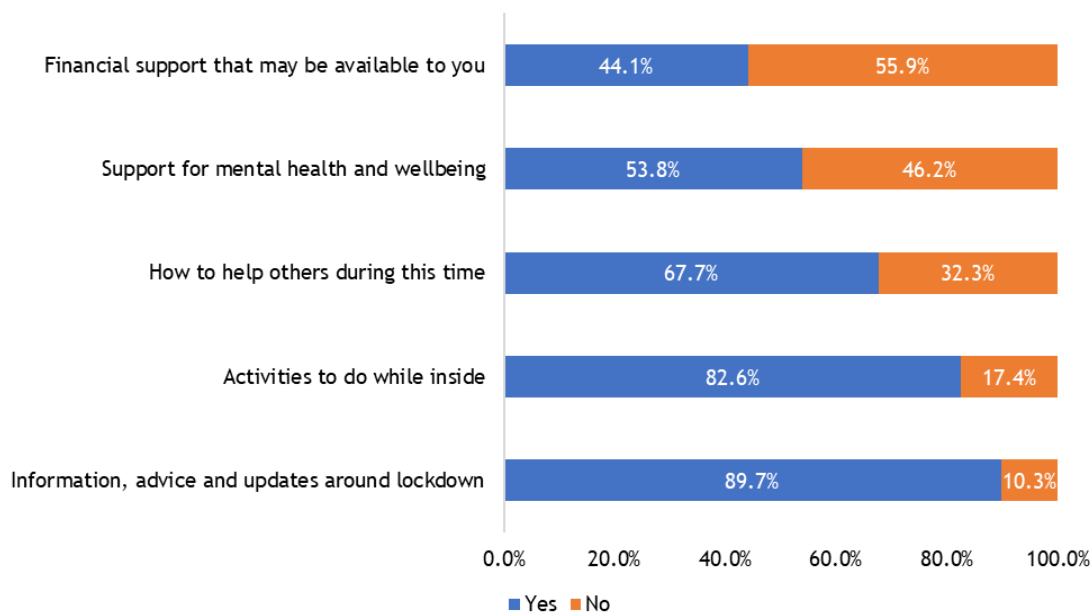
Label on graph	Survey question
School, college and university closures	How are you feeling about school, college and university closures?
Exams or coursework	How are you feeling about any exams or coursework you may have?
Employment situation	How are you feeling about your employment situation?
Financial situation	How are you feeling about your financial situation?
Physical health and wellbeing	How are you feeling about your physical wellbeing?
Mental health and wellbeing	How are you feeling about your mental wellbeing?
Physical health and wellbeing (others)	How are you feeling about the physical wellbeing of others (e.g. family or friends)?
Mental health and wellbeing (others)	How are you feeling about the mental wellbeing of others (e.g. family or friends)?
Social relationships	How are you feeling about the impact on your social relationships with family or friends?
Rights	How are you feeling about your ability to access your rights as a young person?
Ability to look out for/care for others	How are you feeling about your ability to look out for/care for others?
Future	How are you feeling about the impact of coronavirus (COVID-19) on the future?

When asked if there were any other issues that respondents were concerned about in regards to coronavirus, the most common themes from the responses were *Economic impacts* and *Educational impacts*.

Lockdown Lowdown



If you wanted to access information about the topics below during the coronavirus (COVID-19) outbreak, do you know how to do that?

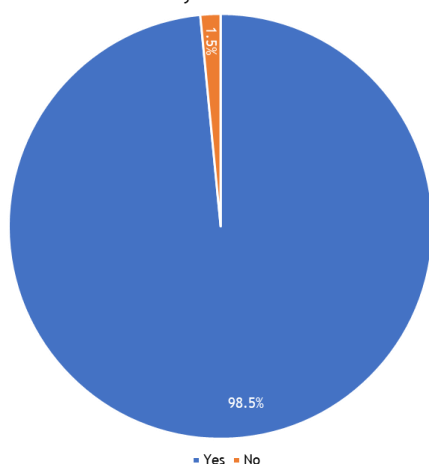


When asked if there were any other topics that had not been previously mentioned, the most common theme from the responses was *Topics around education*.

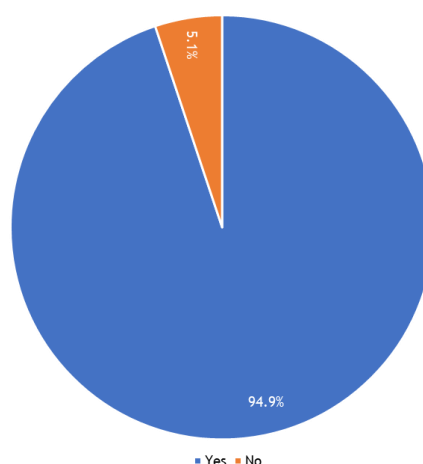
Access to online information

Respondents were asked if they have access to a device at home they could use to look at online services, and if they can access reliable broadband / data at home.²⁷

a device at home that you can look at online services?



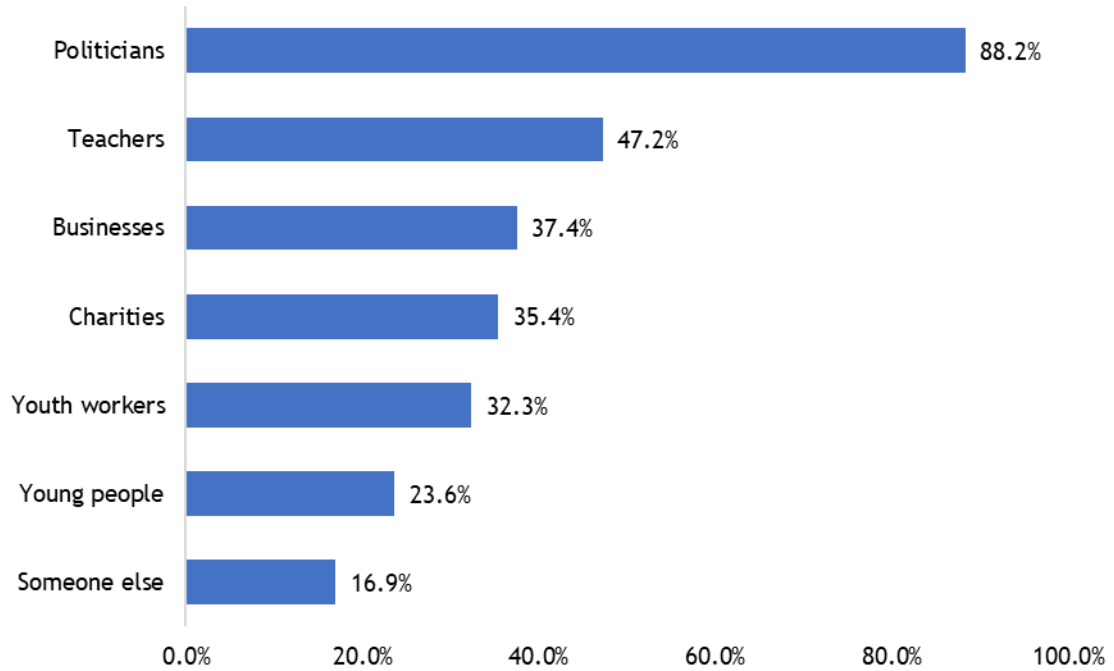
Reliable broadband/data at home?



²⁷ This survey was only available online. Therefore, the response to this question may not be representative of all young people's experiences.



Who do you think should be providing information surrounding coronavirus (COVID-19)?



Of the respondents who selected *Someone else*, the most commonly typed responses were *Health or medical professionals, Scientists or researchers* and *Media*.

When asked if there were any actions that respondents would like to see decision makers take in relation to the topics above, the most common theme from responses was *Ensure information is clear, honest and from a reliable source*.



Local Authority results summary - Highland

Respondent Profile

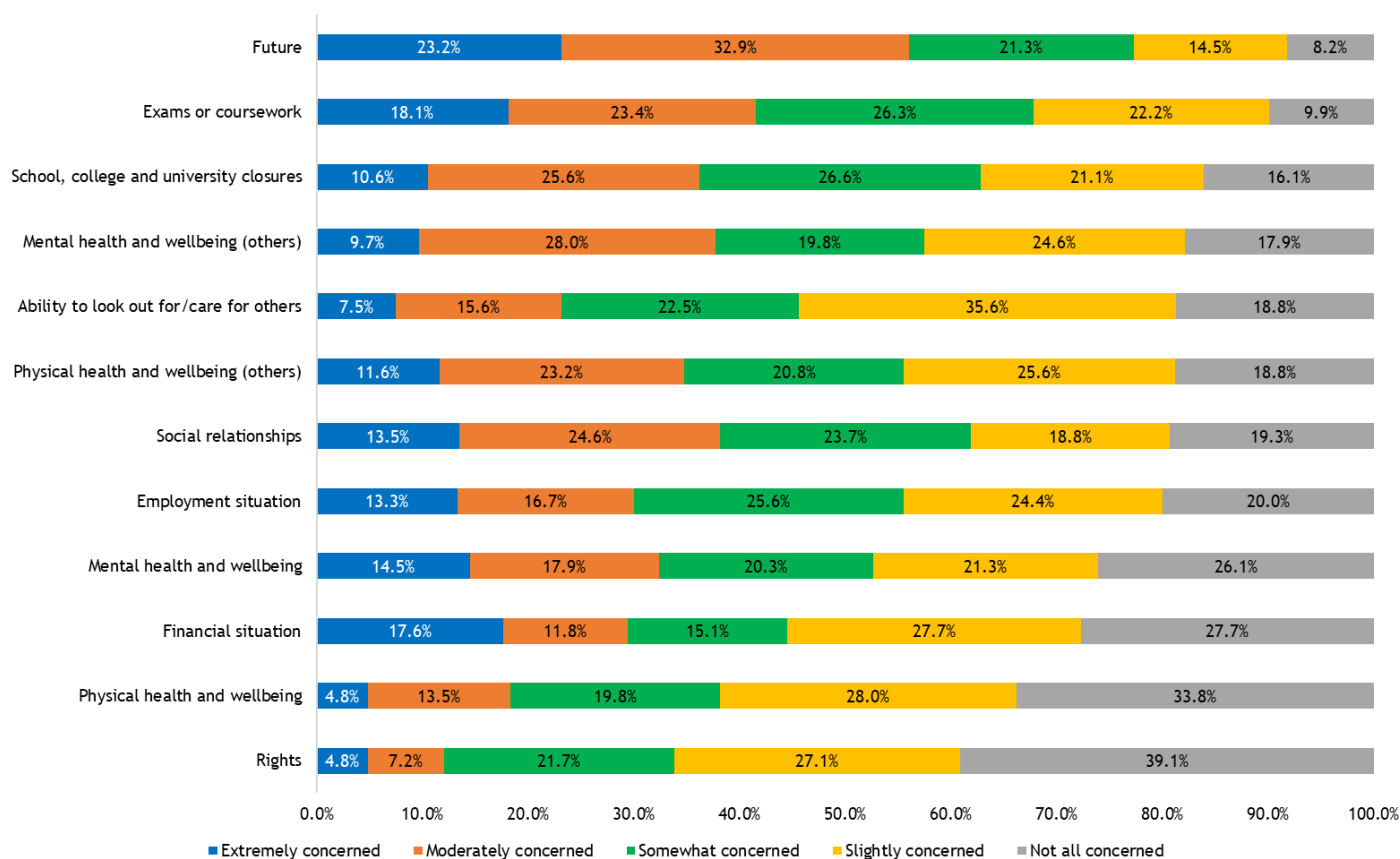
207 young people from Highlands took part in this consultation.

Of these respondents:

- **86.0%** are aged between 12 and 17, 9.7% are aged 18-20, and 4.3% are aged 21-25.
- **67.1%** identify as female, **29.5%** identify as male, and **1.0%** identify as non-binary. The remaining 2.4% respondents preferred not to say.

Young people's concerns regarding the impact of coronavirus (COVID-19)

Respondents were given a list of twelve issues that may be worrying them during this time, and were asked to rate their level of concern. Young people in Highlands are most worried about the impact coronavirus (COVID-19) will have on their futures.





Young people’s concerns regarding the impact of coronavirus (COVID-19)

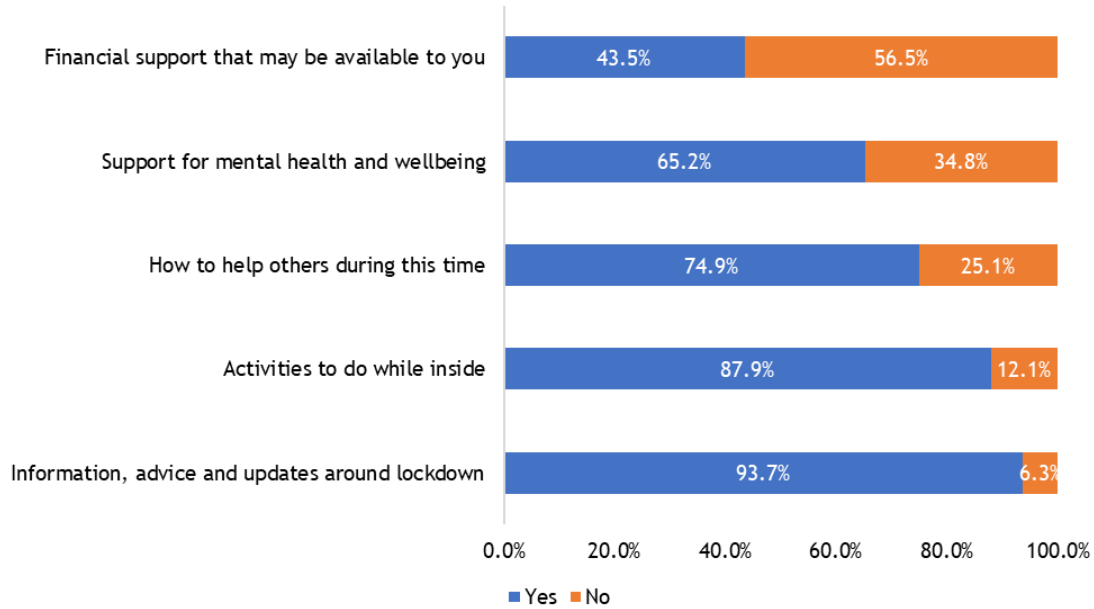
The questions young people were asked to respond to are shown below:

Label on graph	Survey question
School, college and university closures	How are you feeling about school, college and university closures?
Exams or coursework	How are you feeling about any exams or coursework you may have?
Employment situation	How are you feeling about your employment situation?
Financial situation	How are you feeling about your financial situation?
Physical health and wellbeing	How are you feeling about your physical wellbeing?
Mental health and wellbeing	How are you feeling about your mental wellbeing?
Physical health and wellbeing (others)	How are you feeling about the physical wellbeing of others (e.g. family or friends)?
Mental health and wellbeing (others)	How are you feeling about the mental wellbeing of others (e.g. family or friends)?
Social relationships	How are you feeling about the impact on your social relationships with family or friends?
Rights	How are you feeling about your ability to access your rights as a young person?
Ability to look out for/care for others	How are you feeling about your ability to look out for/care for others?
Future	How are you feeling about the impact of coronavirus (COVID-19) on the future?

When asked if there were any other issues that respondents were concerned about in regards to coronavirus, the most common themes from the responses were *Economic impacts* and *Educational impacts*.



If you wanted to access information about the topics below during the coronavirus (COVID-19) outbreak, do you know how to do that?

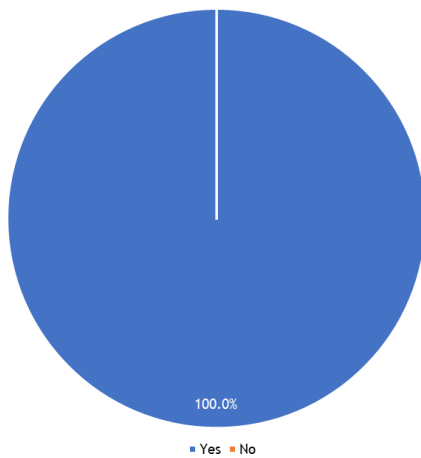


When asked if there were any other topics that had not been previously mentioned, the most common theme from the responses was *Topics around education*.

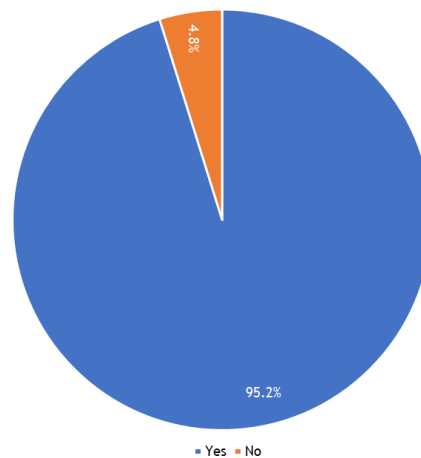
Access to online information

Respondents were asked if they have access to a device at home they could use to look at online services, and if they can access reliable broadband / data at home.²⁸

a device at home that you can look at online services?



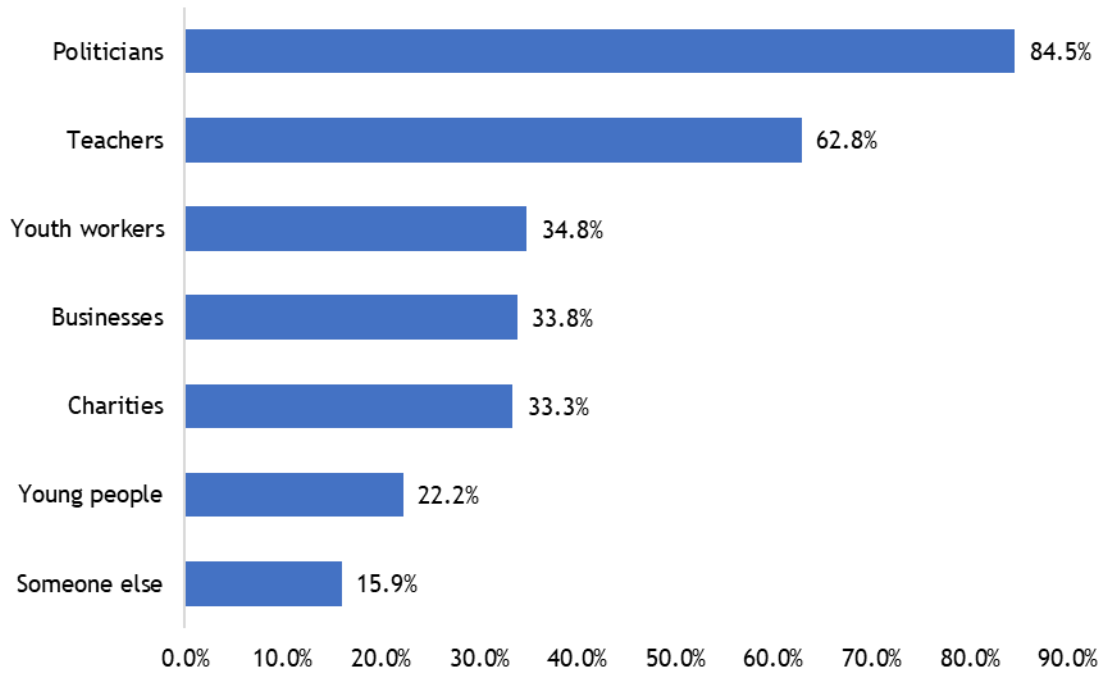
Reliable broadband/data at home?



²⁸ This survey was only available online. Therefore, the response to this question may not be representative of all young people's experiences.



Who do you think should be providing information surrounding coronavirus (COVID-19)?



Of the respondents who selected *Someone else*, the most commonly typed responses were *Health or medical professionals* and *Media*.

When asked if there were any actions that respondents would like to see decision makers take in relation to the topics above, the most common theme from responses was *Ensure information is clear, honest and from a reliable source*.



Local Authority results summary - North Ayrshire

Respondent Profile

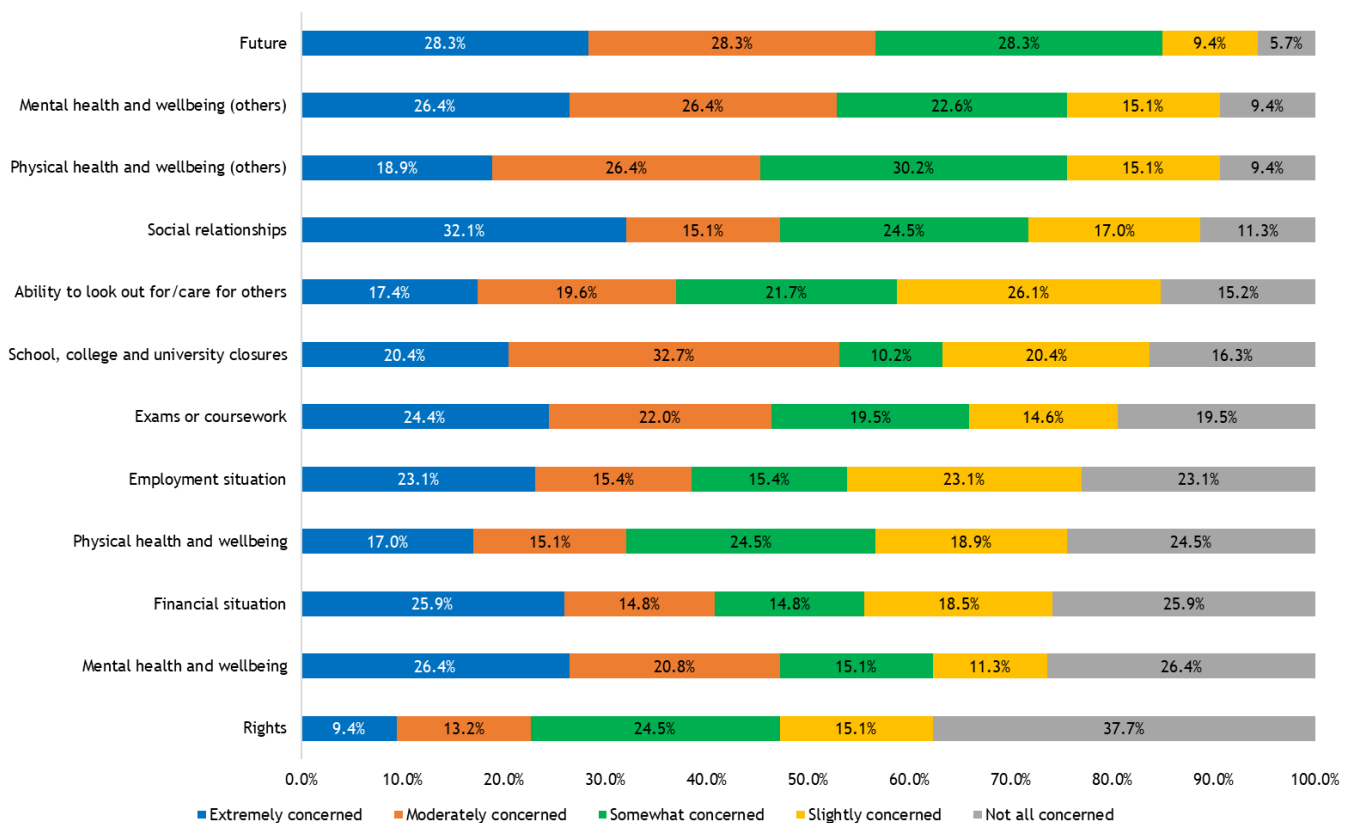
53 young people from North Ayrshire took part in this consultation.

Of these respondents:

- **69.8%** are aged between 12 and 17, 15.1% are aged 18-20, and 15.1% are aged 21-25.
- **58.5%** identify as female, and **37.7%** identify as male. The remaining 3.8% respondents preferred not to say.

Young people’s concerns regarding the impact of coronavirus (COVID-19)

Respondents were given a list of twelve issues that may be worrying them during this time, and were asked to rate their level of concern. Young people in North Ayrshire are most worried about the impact coronavirus (COVID-19) will have on their futures.





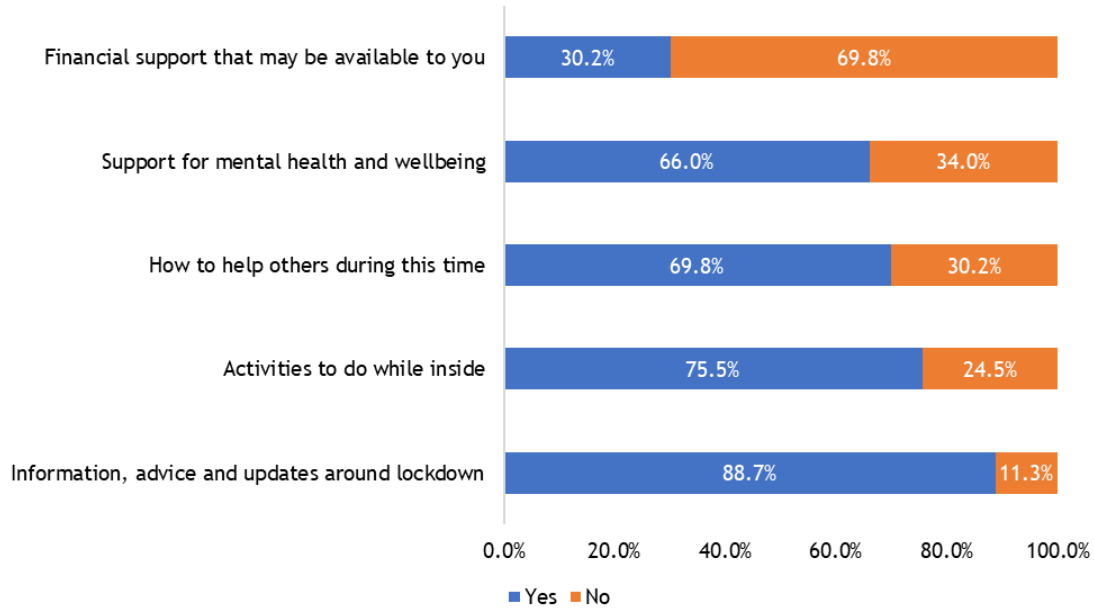
Young people's concerns regarding the impact of coronavirus (COVID-19)

The questions young people were asked to respond to are shown below:

Label on graph	Survey question
School, college and university closures	How are you feeling about school, college and university closures?
Exams or coursework	How are you feeling about any exams or coursework you may have?
Employment situation	How are you feeling about your employment situation?
Financial situation	How are you feeling about your financial situation?
Physical health and wellbeing	How are you feeling about your physical wellbeing?
Mental health and wellbeing	How are you feeling about your mental wellbeing?
Physical health and wellbeing (others)	How are you feeling about the physical wellbeing of others (e.g. family or friends)?
Mental health and wellbeing (others)	How are you feeling about the mental wellbeing of others (e.g. family or friends)?
Social relationships	How are you feeling about the impact on your social relationships with family or friends?
Rights	How are you feeling about your ability to access your rights as a young person?
Ability to look out for/care for others	How are you feeling about your ability to look out for/care for others?
Future	How are you feeling about the impact of coronavirus (COVID-19) on the future?



If you wanted to access information about the topics below during the coronavirus (COVID-19) outbreak, do you know how to do that?

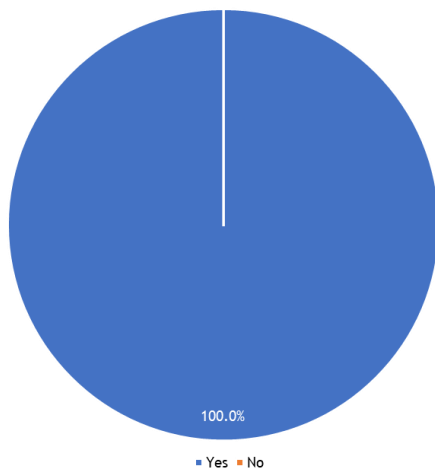


When asked if there were any other topics that had not been previously mentioned, the most common theme from the responses was *Topics around education*.

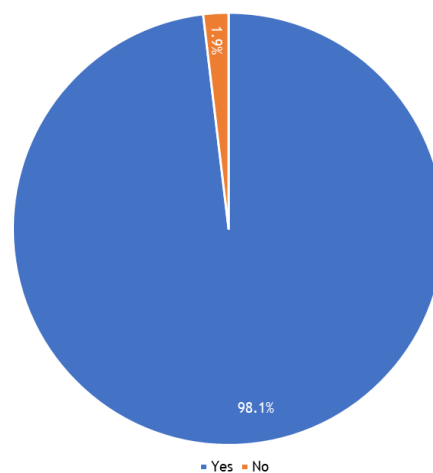
Access to online information

Respondents were asked if they have access to a device at home they could use to look at online services, and if they can access reliable broadband / data at home.²⁹

a device at home that you can look at online services?



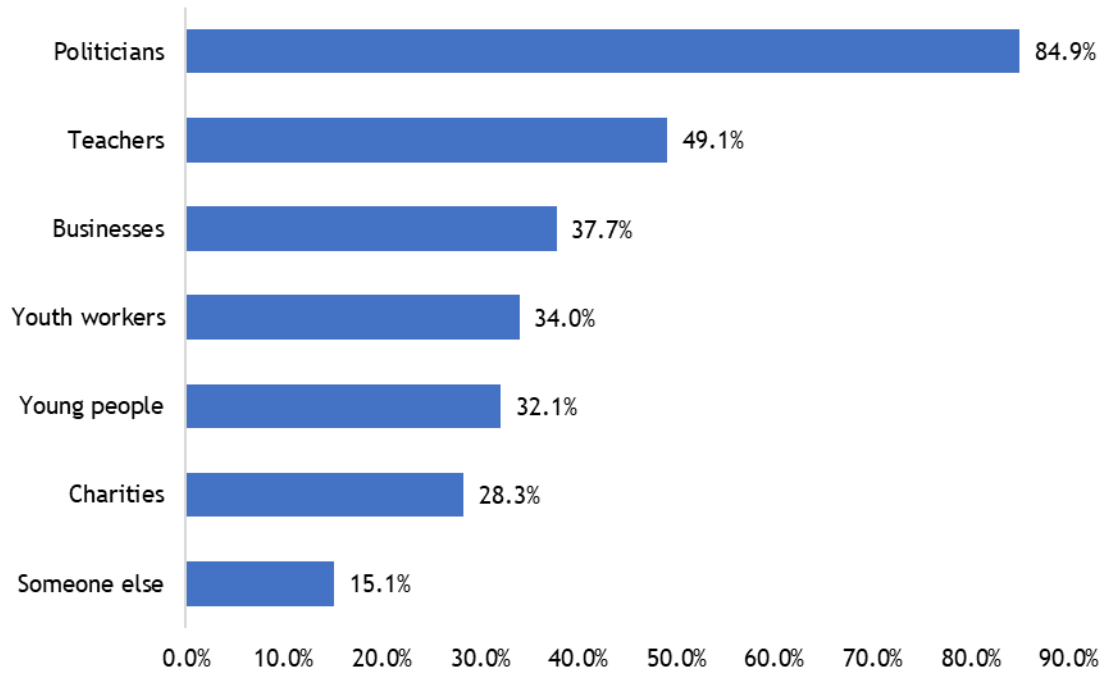
Reliable broadband/data at home?



²⁹ This survey was only available online. Therefore, the response to this question may not be representative of all young people's experiences.



Who do you think should be providing information surrounding coronavirus (COVID-19)?



When asked if there were any actions that respondents would like to see decision makers take in relation to the topics above, the most common theme from responses was *Ensure information is clear, honest and from a reliable source.*



Local Authority results summary – North Lanarkshire

Respondent Profile

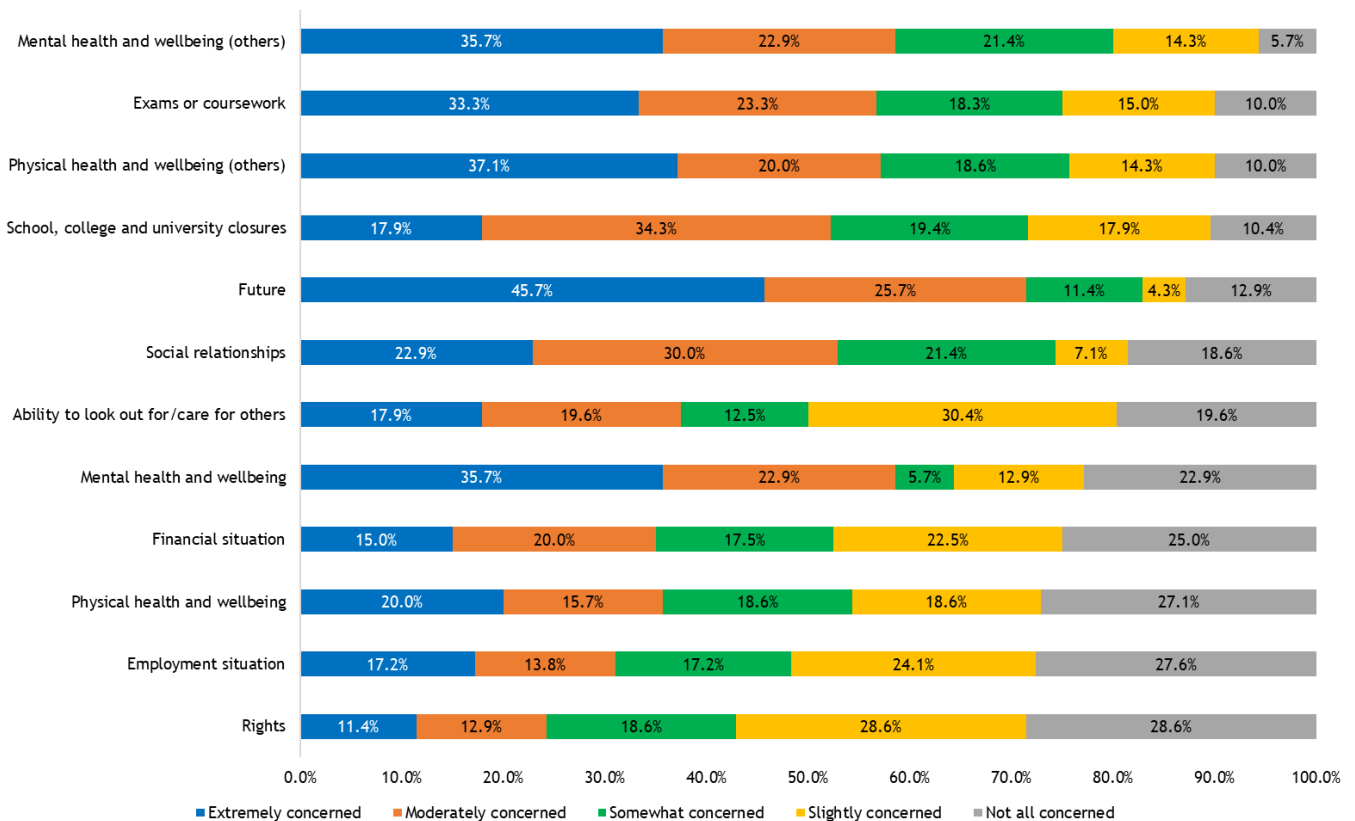
70 young people from North Lanarkshire took part in this consultation.

Of these respondents:

- **70.0%** are aged between 12 and 17, 21.4% are aged 18-20, and 8.6% are aged 21-25.
- **68.6%** identify as female, **28.6%** identify as male, and **1.4%** identify as non-binary. The remaining 1.4% respondents preferred not to say.

Young people’s concerns regarding the impact of coronavirus (COVID-19)

Respondents were given a list of twelve issues that may be worrying them during this time, and were asked to rate their level of concern. Young people in North Lanarkshire are most worried about the impact coronavirus (COVID-19) will have on other peoples’ mental health and wellbeing.





Young people's concerns regarding the impact of coronavirus (COVID-19)

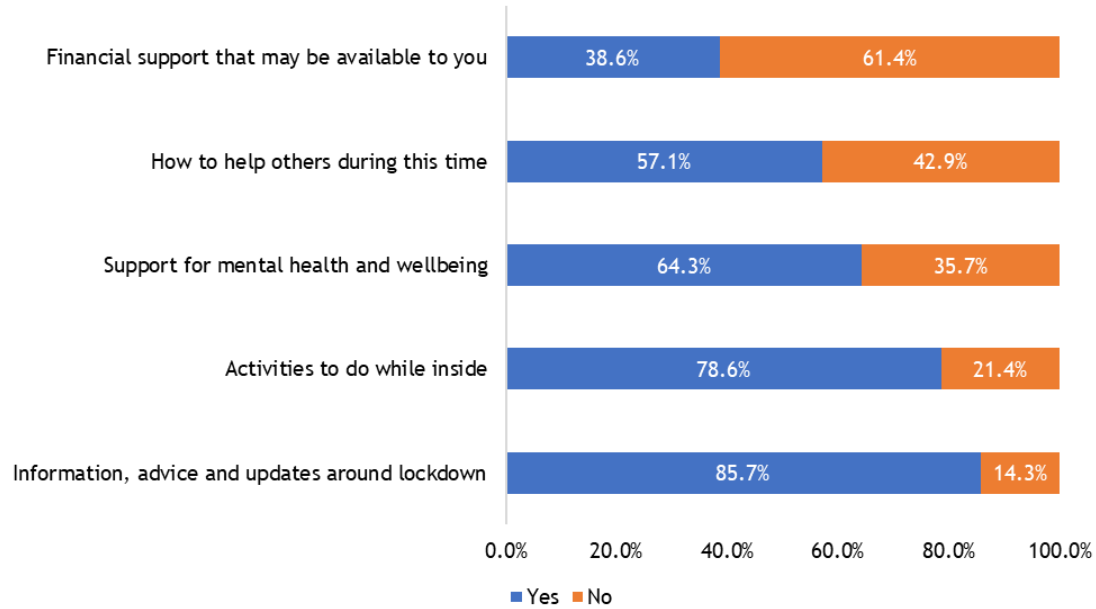
The questions young people were asked to respond to are shown below:

Label on graph	Survey question
School, college and university closures	How are you feeling about school, college and university closures?
Exams or coursework	How are you feeling about any exams or coursework you may have?
Employment situation	How are you feeling about your employment situation?
Financial situation	How are you feeling about your financial situation?
Physical health and wellbeing	How are you feeling about your physical wellbeing?
Mental health and wellbeing	How are you feeling about your mental wellbeing?
Physical health and wellbeing (others)	How are you feeling about the physical wellbeing of others (e.g. family or friends)?
Mental health and wellbeing (others)	How are you feeling about the mental wellbeing of others (e.g. family or friends)?
Social relationships	How are you feeling about the impact on your social relationships with family or friends?
Rights	How are you feeling about your ability to access your rights as a young person?
Ability to look out for/care for others	How are you feeling about your ability to look out for/care for others?
Future	How are you feeling about the impact of coronavirus (COVID-19) on the future?

When asked if there were any other issues that respondents were concerned about in regards to coronavirus, the most common theme from the responses was *Educational impacts*.



If you wanted to access information about the topics below during the coronavirus (COVID-19) outbreak, do you know how to do that?

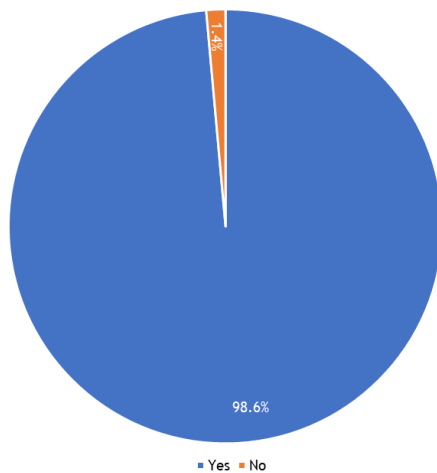


When asked if there were any other topics that had not been previously mentioned, the most common theme from the responses was *Topics around mental health*.

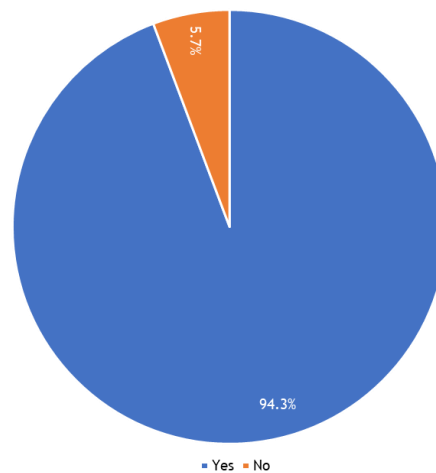
Access to online information

Respondents were asked if they have access to a device at home they could use to look at online services, and if they can access reliable broadband / data at home.³⁰

a device at home that you can look at online services?



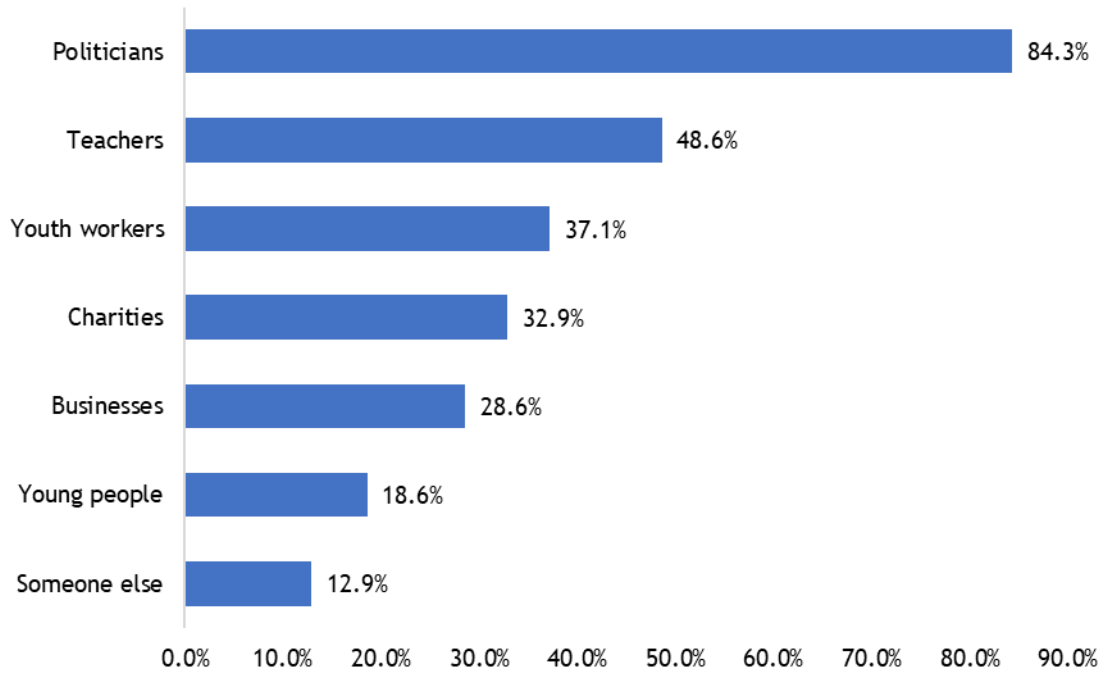
Reliable broadband/data at home?



³⁰ This survey was only available online. Therefore, the response to this question may not be representative of all young people's experiences.



Who do you think should be providing information surrounding coronavirus (COVID-19)?



When asked if there were any actions that respondents would like to see decision makers take in relation to the topics above, the most common themes from responses were *Ensure information is clear, honest and from a reliable source* and *Make current restrictions more strict*.



Local Authority results summary - Perth and Kinross

Respondent Profile

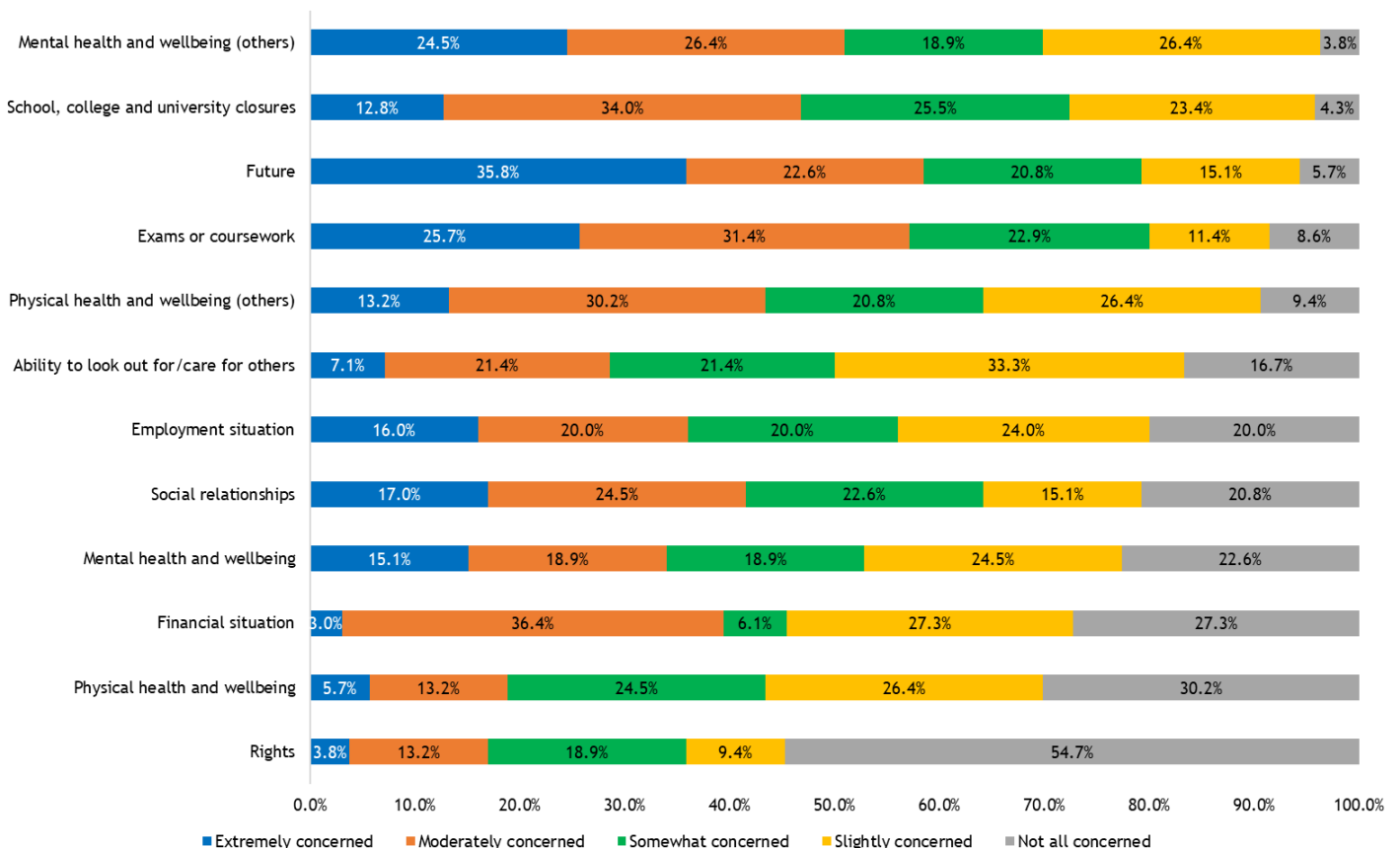
53 young people from Perth and Kinross took part in this consultation.

Of these respondents:

- **69.8%** are aged between 12 and 17, 17.0% are aged 18-20, and 13.2% are aged 21-25.
- **75.5%** identify as female, **18.9%** identify as male, and **3.8%** identify in another way. The remaining 1.9% respondents preferred not to say.

Young people’s concerns regarding the impact of coronavirus (COVID-19)

Respondents were given a list of twelve issues that may be worrying them during this time, and were asked to rate their level of concern. Young people in Perth and Kinross are most worried about the impact coronavirus (COVID-19) will have on other people’s mental health and wellbeing, on their education, and on their futures.





Young people’s concerns regarding the impact of coronavirus (COVID-19)

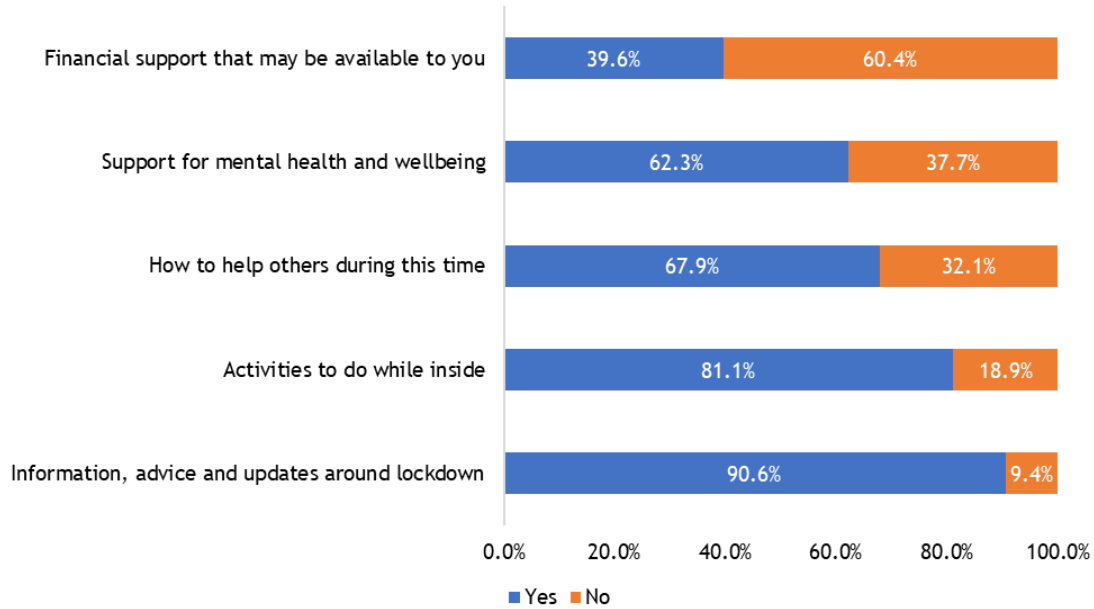
The questions young people were asked to respond to are shown below:

Label on graph	Survey question
School, college and university closures	How are you feeling about school, college and university closures?
Exams or coursework	How are you feeling about any exams or coursework you may have?
Employment situation	How are you feeling about your employment situation?
Financial situation	How are you feeling about your financial situation?
Physical health and wellbeing	How are you feeling about your physical wellbeing?
Mental health and wellbeing	How are you feeling about your mental wellbeing?
Physical health and wellbeing (others)	How are you feeling about the physical wellbeing of others (e.g. family or friends)?
Mental health and wellbeing (others)	How are you feeling about the mental wellbeing of others (e.g. family or friends)?
Social relationships	How are you feeling about the impact on your social relationships with family or friends?
Rights	How are you feeling about your ability to access your rights as a young person?
Ability to look out for/care for others	How are you feeling about your ability to look out for/care for others?
Future	How are you feeling about the impact of coronavirus (COVID-19) on the future?

When asked if there were any other issues that respondents were concerned about in regards to coronavirus, the most common theme from the responses was *Educational impacts*.



If you wanted to access information about the topics below during the coronavirus (COVID-19) outbreak, do you know how to do that?

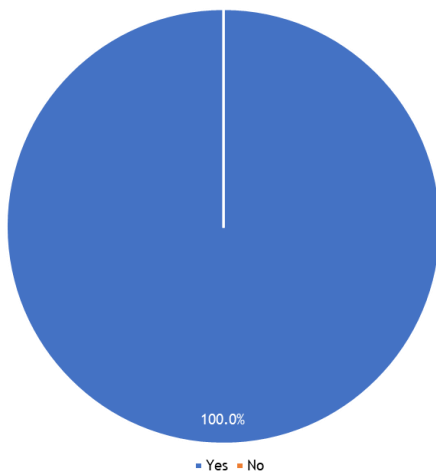


When asked if there were any other topics that had not been previously mentioned, the most common theme from the responses was *Topics around education*.

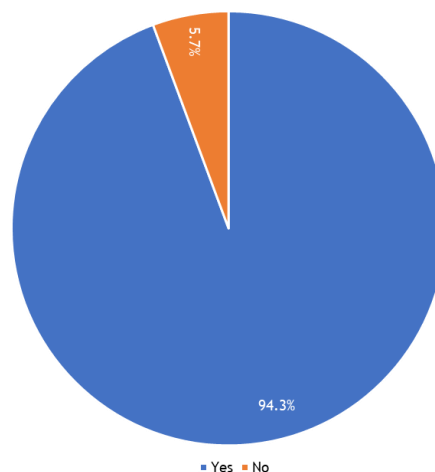
Access to online information

Respondents were asked if they have access to a device at home they could use to look at online services, and if they can access reliable broadband / data at home.³¹

a device at home that you can look at online services?



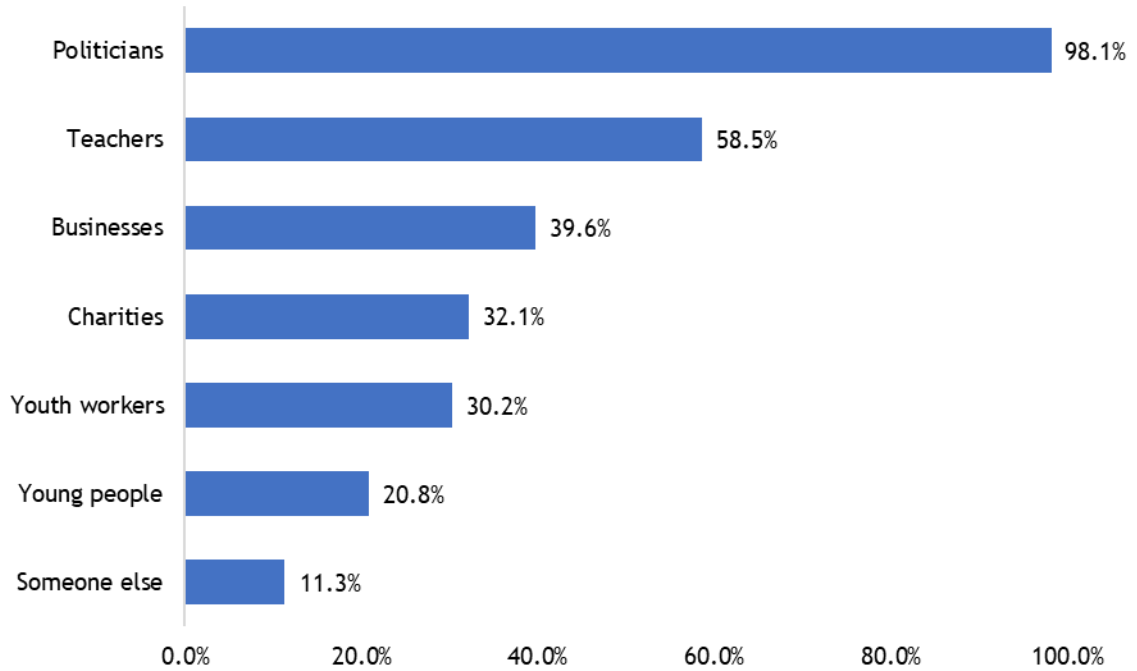
Reliable broadband/data at home?



³¹ This survey was only available online. Therefore, the response to this question may not be representative of all young people's experiences.



Who do you think should be providing information surrounding coronavirus (COVID-19)?



When asked if there were any actions that respondents would like to see decision makers take in relation to the topics above, the most common themes from responses were *Ensure information is clear, honest and from a reliable source* and *Improvements to current impact on education*.



Local Authority results summary - Shetland

Respondent Profile

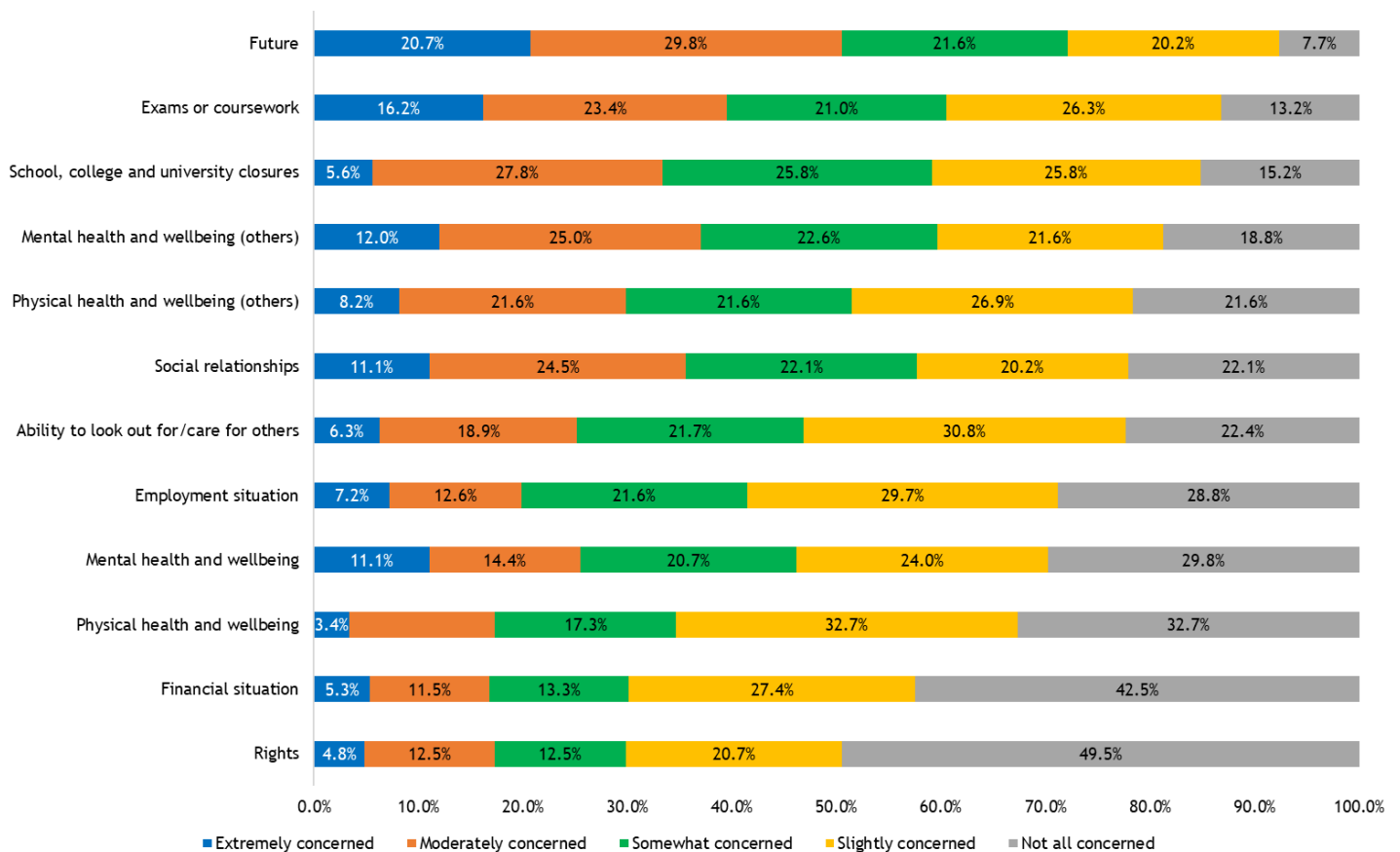
208 young people from Shetland took part in this consultation.

Of these respondents:

- **88.9%** are aged between 12 and 17, 9.1% are aged 18-20, and 1.9% are aged 21-25.
- **61.5%** identify as female, **34.6%** identify as male, and **0.5%** identify as non-binary. The remaining 3.4% respondents preferred not to say.

Young people's concerns regarding the impact of coronavirus (COVID-19)

Respondents were given a list of twelve issues that may be worrying them during this time, and were asked to rate their level of concern. Young people in Shetland are most worried about the impact coronavirus (COVID-19) will have on their futures.





Young people’s concerns regarding the impact of coronavirus (COVID-19)

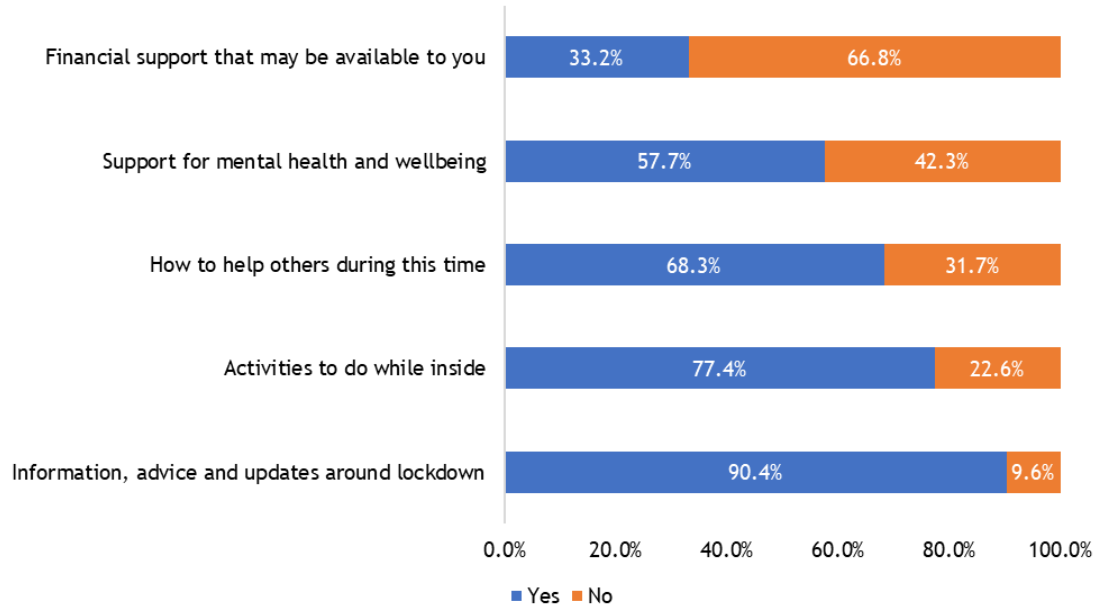
The questions young people were asked to respond to are shown below:

Label on graph	Survey question
School, college and university closures	How are you feeling about school, college and university closures?
Exams or coursework	How are you feeling about any exams or coursework you may have?
Employment situation	How are you feeling about your employment situation?
Financial situation	How are you feeling about your financial situation?
Physical health and wellbeing	How are you feeling about your physical wellbeing?
Mental health and wellbeing	How are you feeling about your mental wellbeing?
Physical health and wellbeing (others)	How are you feeling about the physical wellbeing of others (e.g. family or friends)?
Mental health and wellbeing (others)	How are you feeling about the mental wellbeing of others (e.g. family or friends)?
Social relationships	How are you feeling about the impact on your social relationships with family or friends?
Rights	How are you feeling about your ability to access your rights as a young person?
Ability to look out for/care for others	How are you feeling about your ability to look out for/care for others?
Future	How are you feeling about the impact of coronavirus (COVID-19) on the future?

When asked if there were any other issues that respondents were concerned about in regards to coronavirus, the most common theme from the responses was *Educational impacts*.



If you wanted to access information about the topics below during the coronavirus (COVID-19) outbreak, do you know how to do that?

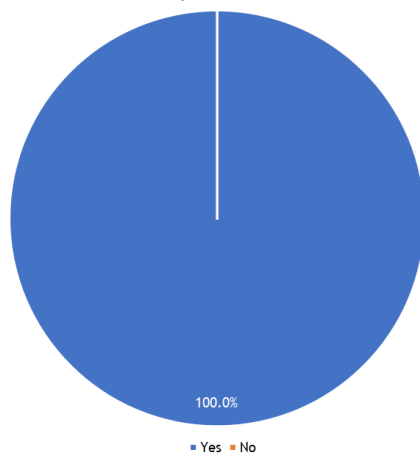


When asked if there were any other topics that had not been previously mentioned, the most common themes from the responses were *Topics around education* and *Updates around returning to normal/the future*.

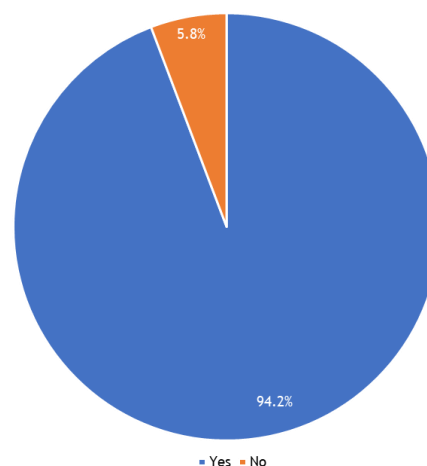
Access to online information

Respondents were asked if they have access to a device at home they could use to look at online services, and if they can access reliable broadband / data at home.³²

a device at home that you can look at online services?



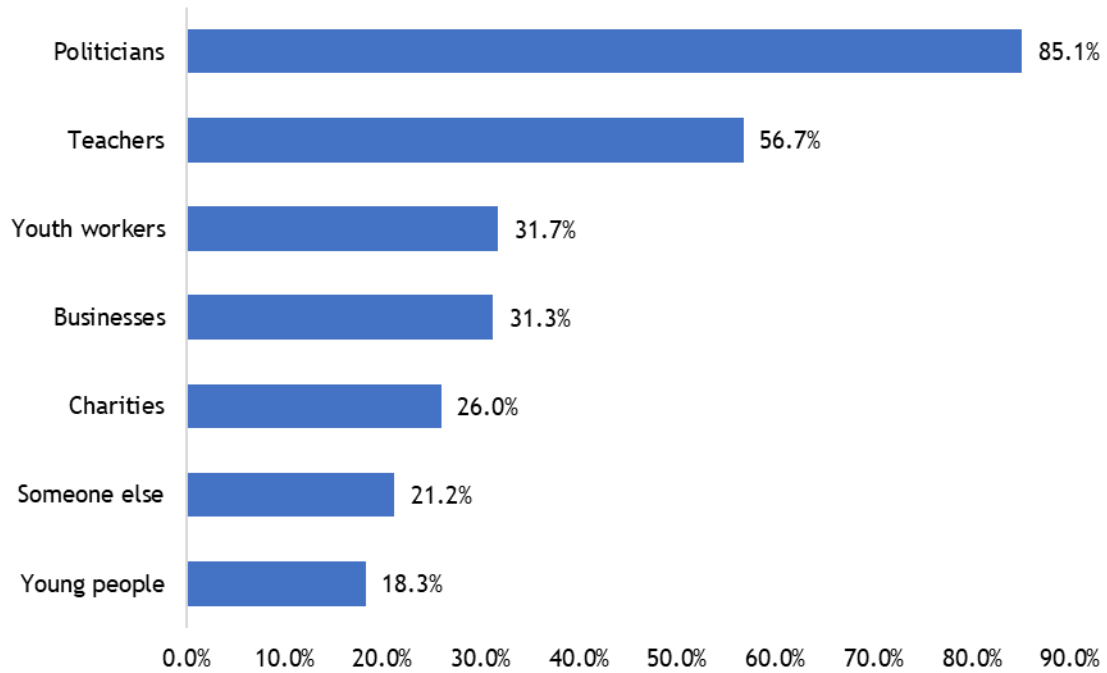
Reliable broadband/data at home?



³² This survey was only available online. Therefore, the response to this question may not be representative of all young people's experiences.



Who do you think should be providing information surrounding coronavirus (COVID-19)?



Of the respondents who selected *Someone else*, the most commonly typed responses were *Scientists or researchers* and *Health or medical professionals*.

When asked if there were any actions that respondents would like to see decision makers take in relation to the topics above, the most common themes from responses were *Ensure information is clear, honest and from a reliable source* and *Improvements to current impact on education*.



Local Authority results summary - South Ayrshire

Respondent Profile

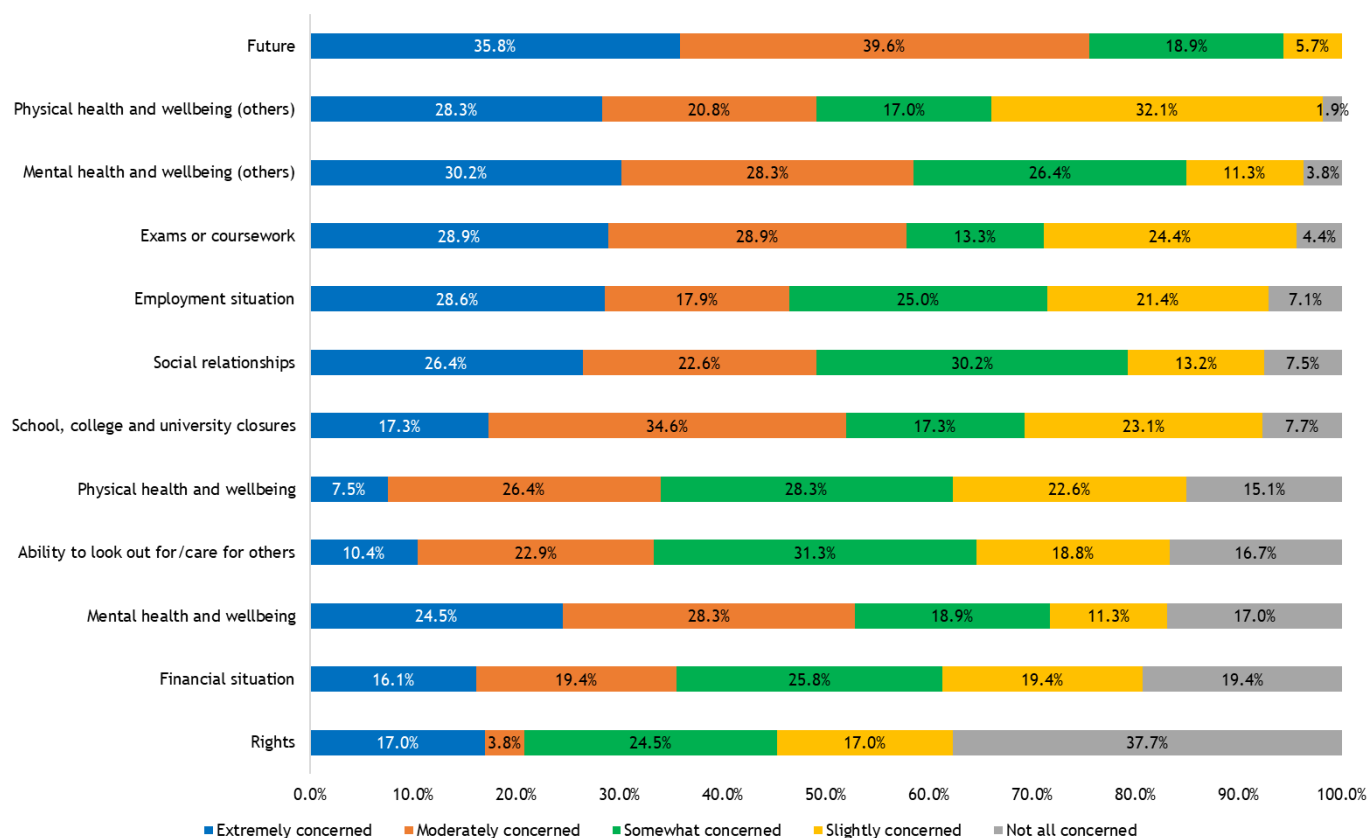
53 young people from South Ayrshire took part in this consultation.

Of these respondents:

- **79.2%** are aged between 12 and 17, 11.3% are aged 18-20, and 9.4% are aged 21-25.
- **67.9%** identify as female, **26.4%** identify as male, and **3.8%** identify as non-binary. The remaining 1.9% respondents preferred not to say.

Young people's concerns regarding the impact of coronavirus (COVID-19)

Respondents were given a list of twelve issues that may be worrying them during this time, and were asked to rate their level of concern. Young people in South Ayrshire are most worried about the impact coronavirus (COVID-19) will have on their futures.





Young people's concerns regarding the impact of coronavirus (COVID-19)

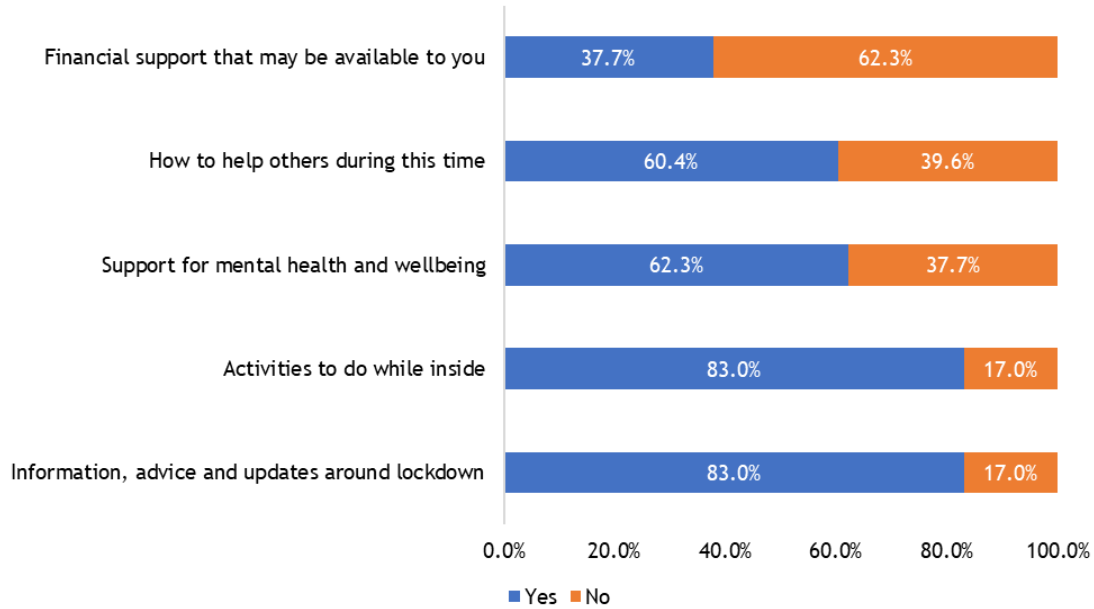
The questions young people were asked to respond to are shown below:

Label on graph	Survey question
School, college and university closures	How are you feeling about school, college and university closures?
Exams or coursework	How are you feeling about any exams or coursework you may have?
Employment situation	How are you feeling about your employment situation?
Financial situation	How are you feeling about your financial situation?
Physical health and wellbeing	How are you feeling about your physical wellbeing?
Mental health and wellbeing	How are you feeling about your mental wellbeing?
Physical health and wellbeing (others)	How are you feeling about the physical wellbeing of others (e.g. family or friends)?
Mental health and wellbeing (others)	How are you feeling about the mental wellbeing of others (e.g. family or friends)?
Social relationships	How are you feeling about the impact on your social relationships with family or friends?
Rights	How are you feeling about your ability to access your rights as a young person?
Ability to look out for/care for others	How are you feeling about your ability to look out for/care for others?
Future	How are you feeling about the impact of coronavirus (COVID-19) on the future?

When asked if there were any other issues that respondents were concerned about in regards to coronavirus, the most common themes from the responses were *Economic impacts* and *Educational impacts*.



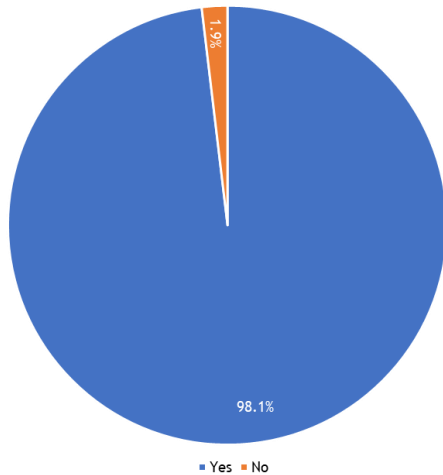
If you wanted to access information about the topics below during the coronavirus (COVID-19) outbreak, do you know how to do that?



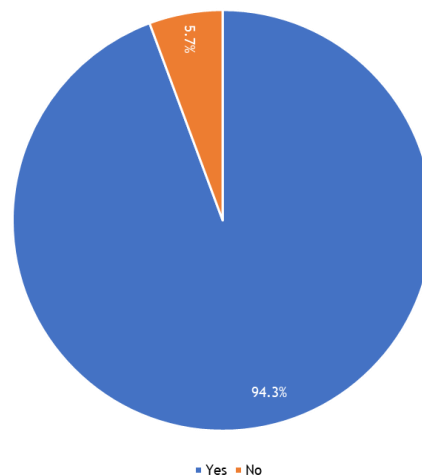
Access to online information

Respondents were asked if they have access to a device at home they could use to look at online services, and if they can access reliable broadband / data at home.³³

a device at home that you can look at online services?



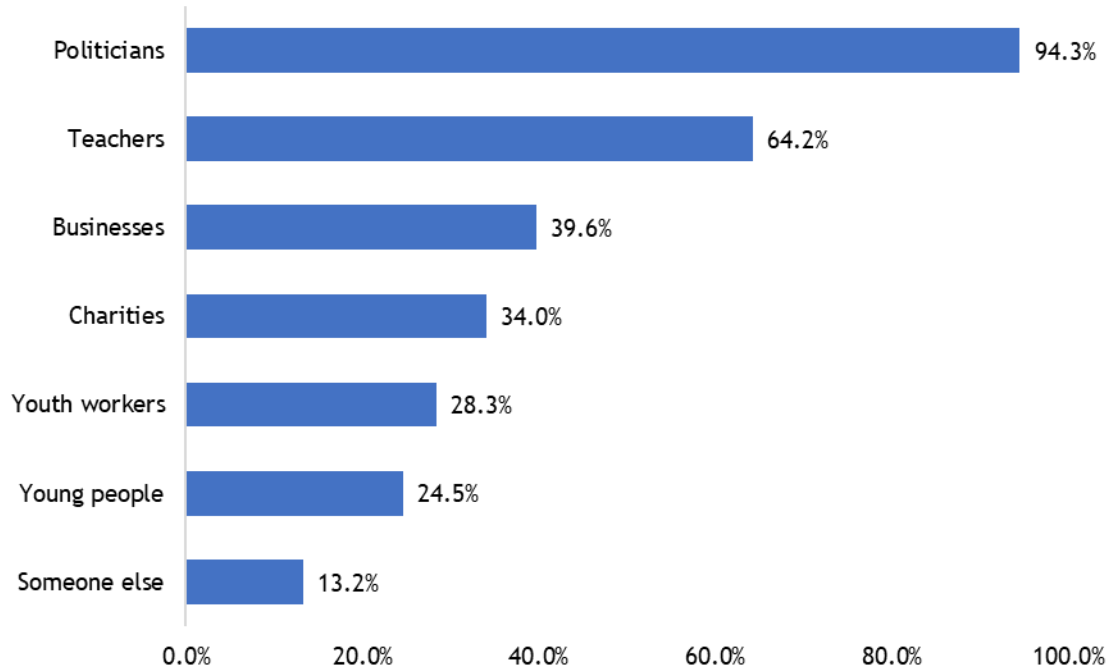
Reliable broadband/data at home?



³³ This survey was only available online. Therefore, the response to this question may not be representative of all young people's experiences.



Who do you think should be providing information surrounding coronavirus (COVID-19)?



When asked if there were any actions that respondents would like to see decision makers take in relation to the topics above, the most common themes from responses were *Improvements to current impact on education, Keep the public updated on a regular basis and Adapting information to suit the needs of young people.*



Local Authority results summary – South Lanarkshire

Respondent Profile

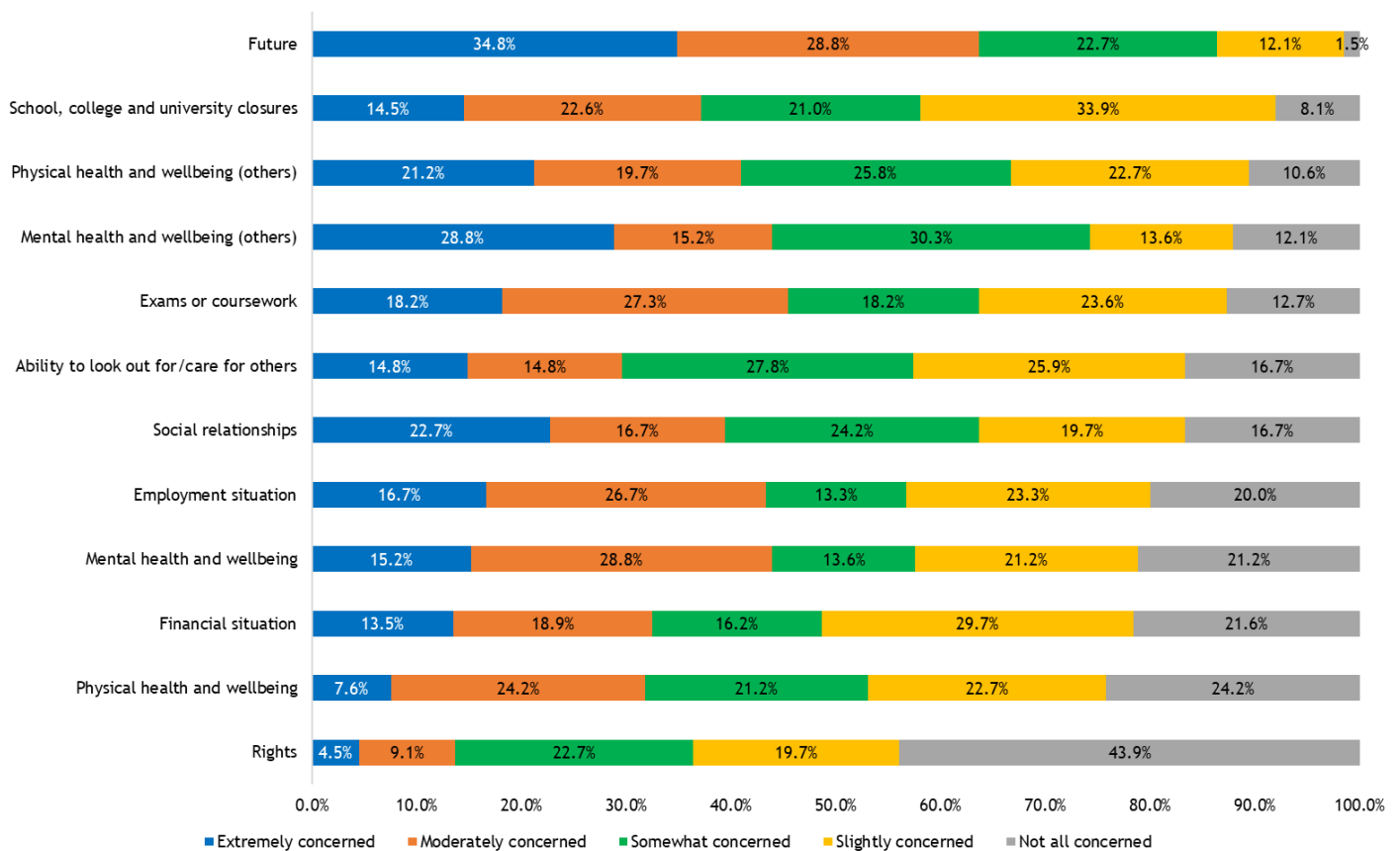
66 young people from South Lanarkshire took part in this consultation.

Of these respondents:

- **71.2%** are aged between 12 and 17, 19.7% are aged 18-20, and 9.1% are aged 21-25.
- **62.1%** identify as female, and **36.4%** identify as male. The remaining 1.5% respondents preferred not to say.

Young people’s concerns regarding the impact of coronavirus (COVID-19)

Respondents were given a list of twelve issues that may be worrying them during this time, and were asked to rate their level of concern. Young people in South Lanarkshire are most worried about the impact coronavirus (COVID-19) will have on their futures.





Young people’s concerns regarding the impact of coronavirus (COVID-19)

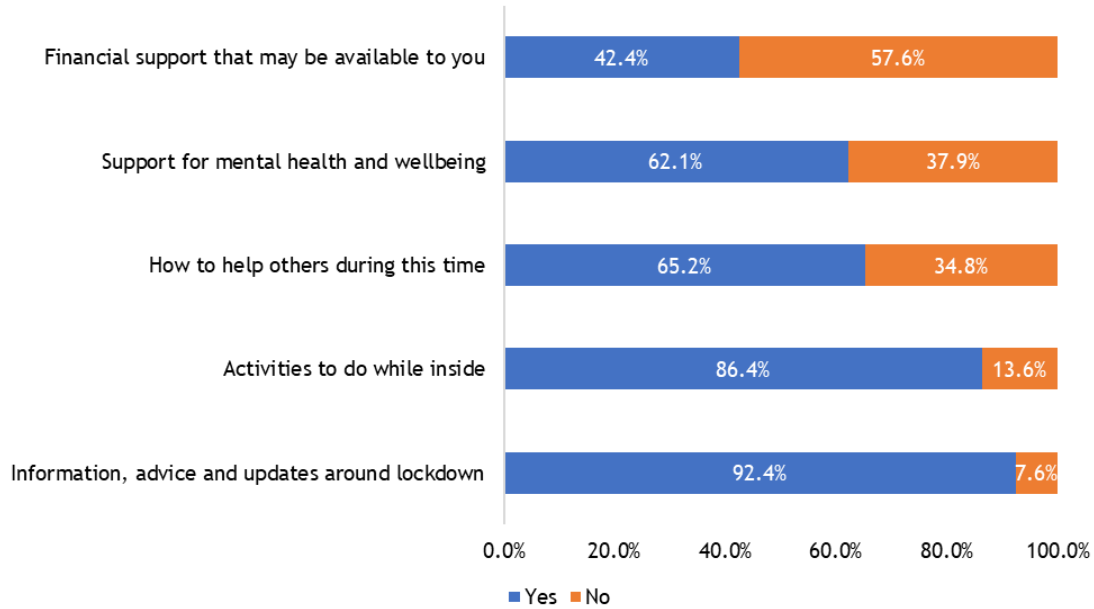
The questions young people were asked to respond to are shown below:

Label on graph	Survey question
School, college and university closures	How are you feeling about school, college and university closures?
Exams or coursework	How are you feeling about any exams or coursework you may have?
Employment situation	How are you feeling about your employment situation?
Financial situation	How are you feeling about your financial situation?
Physical health and wellbeing	How are you feeling about your physical wellbeing?
Mental health and wellbeing	How are you feeling about your mental wellbeing?
Physical health and wellbeing (others)	How are you feeling about the physical wellbeing of others (e.g. family or friends)?
Mental health and wellbeing (others)	How are you feeling about the mental wellbeing of others (e.g. family or friends)?
Social relationships	How are you feeling about the impact on your social relationships with family or friends?
Rights	How are you feeling about your ability to access your rights as a young person?
Ability to look out for/care for others	How are you feeling about your ability to look out for/care for others?
Future	How are you feeling about the impact of coronavirus (COVID-19) on the future?

When asked if there were any other issues that respondents were concerned about in regards to coronavirus, the most common theme from the responses was *Educational impacts*.



If you wanted to access information about the topics below during the coronavirus (COVID-19) outbreak, do you know how to do that?

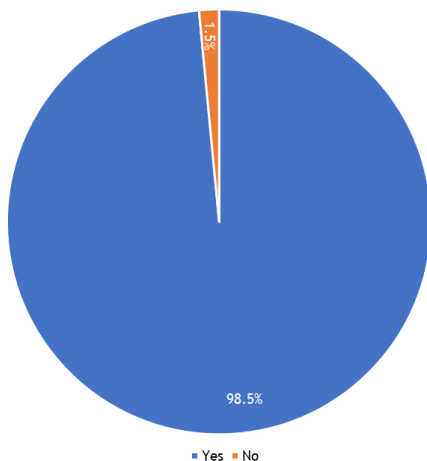


When asked if there were any other topics that had not been previously mentioned, the most common theme from the response was *Topics around education*.

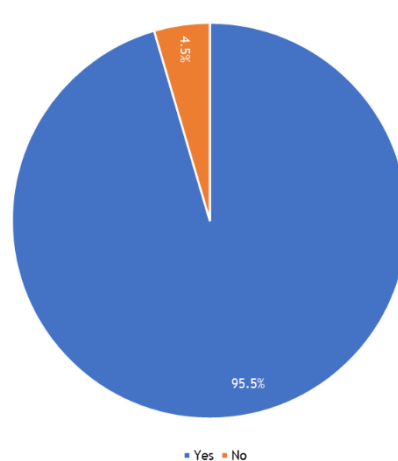
Access to online information

Respondents were asked if they have access to a device at home they could use to look at online services, and if they can access reliable broadband / data at home.³⁴

a device at home that you can look at online services?



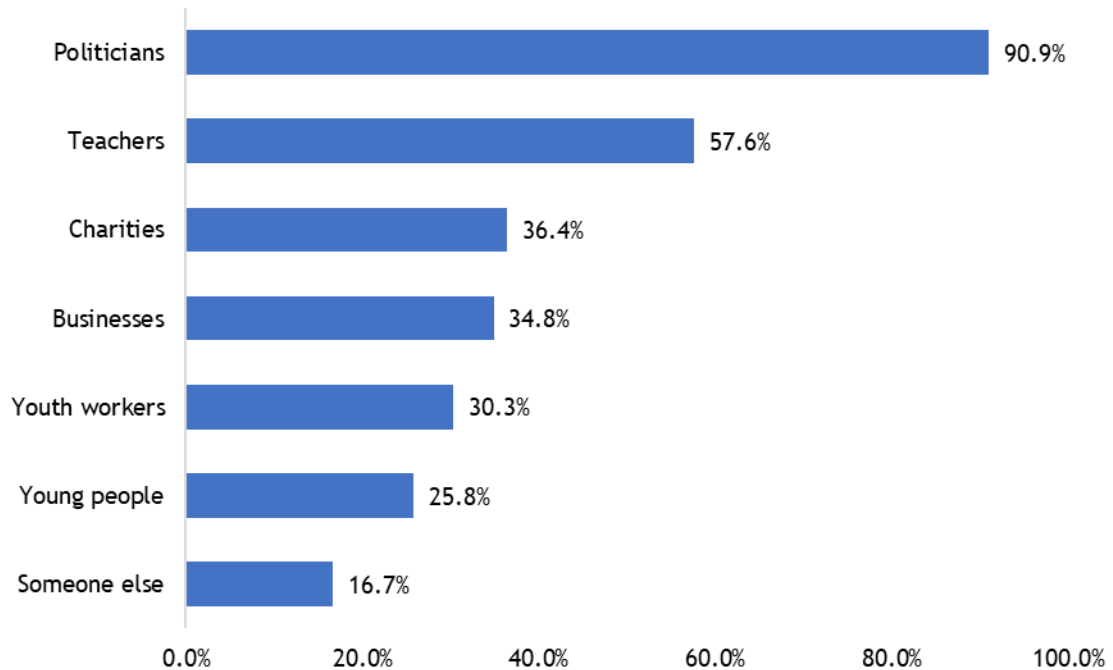
Reliable broadband/data at home?



³⁴ This survey was only available online. Therefore, the response to this question may not be representative of all young people's experiences.



Who do you think should be providing information surrounding coronavirus (COVID-19)?



Of the respondents who selected *Someone else*, the most commonly typed response was *Health or medical professionals*.

When asked if there were any actions that respondents would like to see decision makers take in relation to the topics above, the most common theme from responses was *Ensure information is clear, honest and from a reliable source*.



Local Authority results summary - West Lothian

Respondent Profile

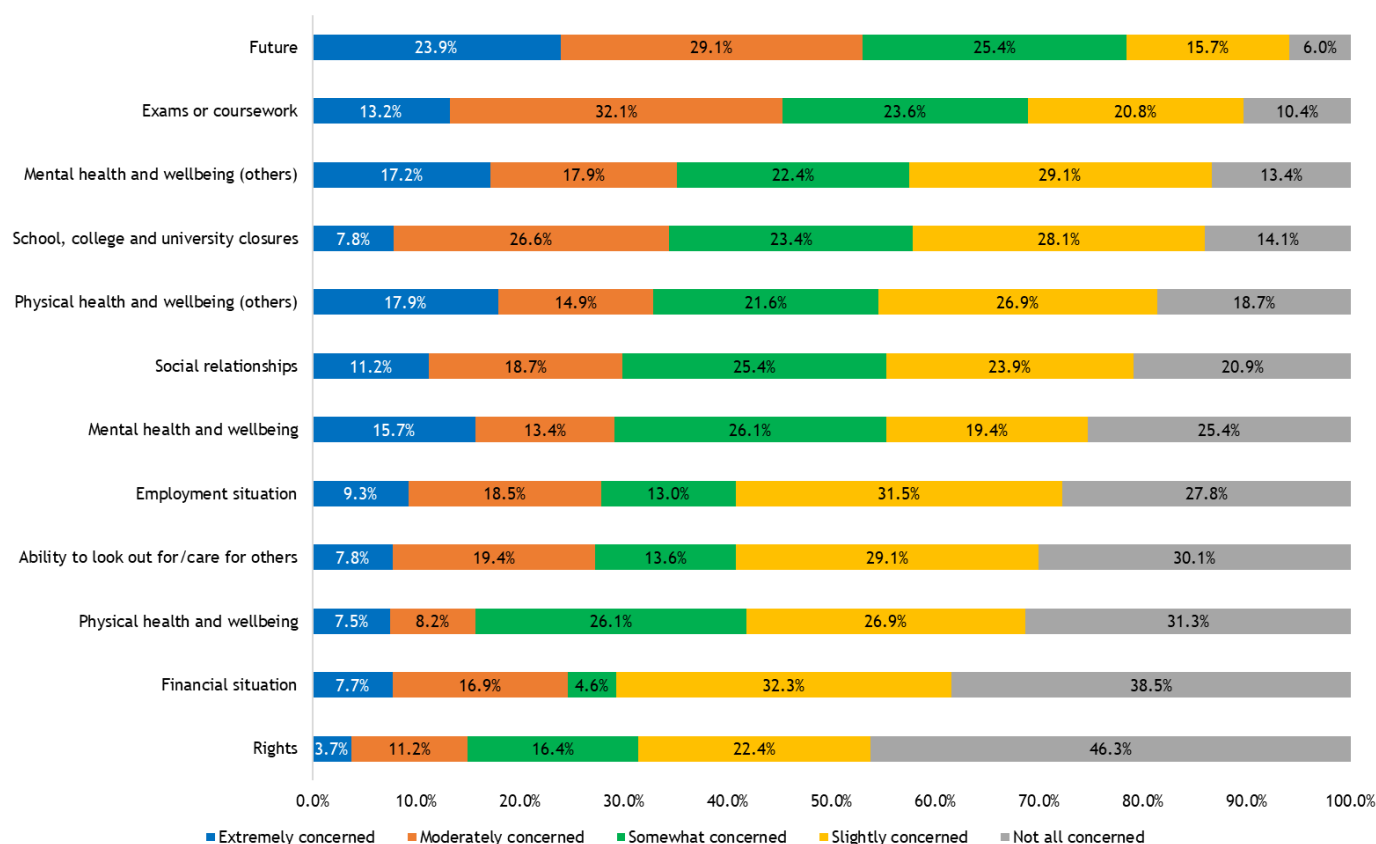
134 young people from West Lothian took part in this consultation.

Of these respondents:

- **89.6%** are aged between 12 and 17, 7.5% are aged 18-20, and 2.9% are aged 21-25.
- **65.7%** identify as female, **32.8%** identify as male, and **1.5%** identify as non-binary.

Young people's concerns regarding the impact of coronavirus (COVID-19)

Respondents were given a list of twelve issues that may be worrying them during this time, and were asked to rate their level of concern. Young people in West Lothian are most worried about the impact coronavirus (COVID-19) will have on their futures.





Young people’s concerns regarding the impact of coronavirus (COVID-19)

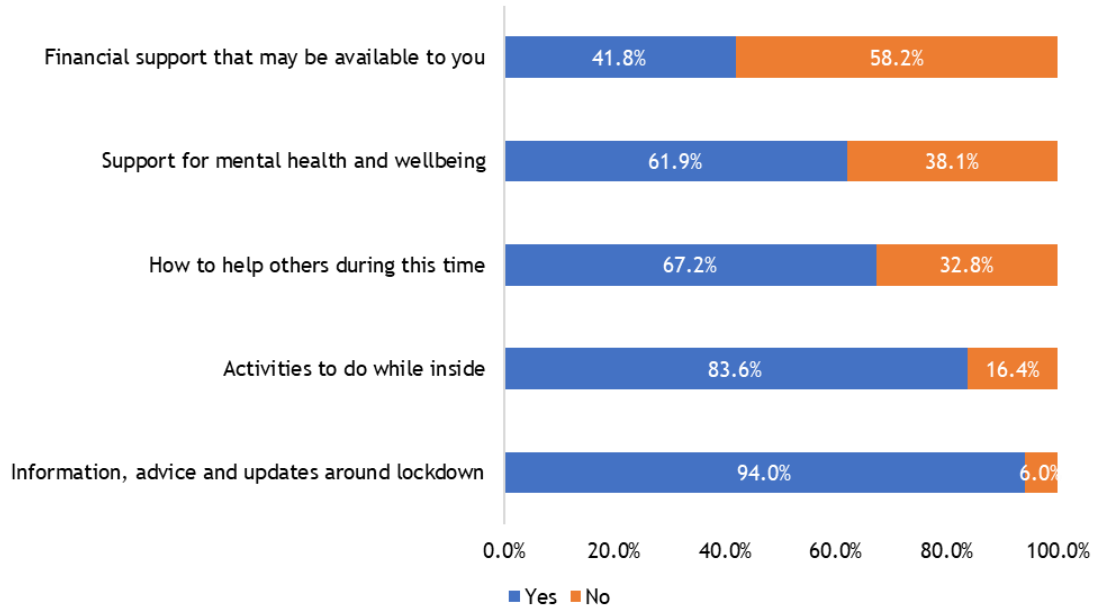
The questions young people were asked to respond to are shown below:

Label on graph	Survey question
School, college and university closures	How are you feeling about school, college and university closures?
Exams or coursework	How are you feeling about any exams or coursework you may have?
Employment situation	How are you feeling about your employment situation?
Financial situation	How are you feeling about your financial situation?
Physical health and wellbeing	How are you feeling about your physical wellbeing?
Mental health and wellbeing	How are you feeling about your mental wellbeing?
Physical health and wellbeing (others)	How are you feeling about the physical wellbeing of others (e.g. family or friends)?
Mental health and wellbeing (others)	How are you feeling about the mental wellbeing of others (e.g. family or friends)?
Social relationships	How are you feeling about the impact on your social relationships with family or friends?
Rights	How are you feeling about your ability to access your rights as a young person?
Ability to look out for/care for others	How are you feeling about your ability to look out for/care for others?
Future	How are you feeling about the impact of coronavirus (COVID-19) on the future?

When asked if there were any other issues that respondents were concerned about in regards to coronavirus, the most common themes from the responses were *Educational impacts* and *Fearing for family or friends*.



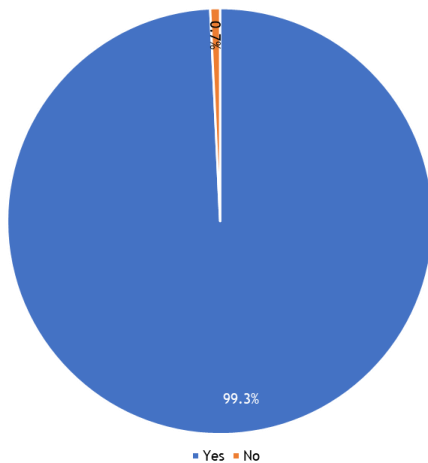
If you wanted to access information about the topics below during the coronavirus (COVID-19) outbreak, do you know how to do that?



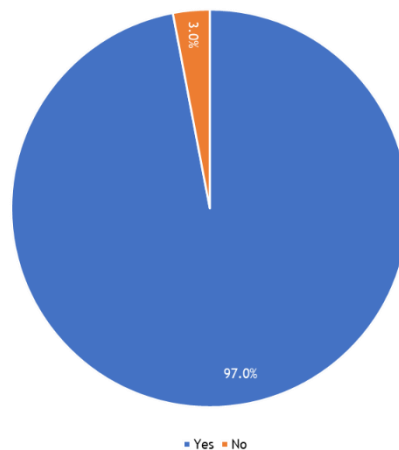
Access to online information

Respondents were asked if they have access to a device at home they could use to look at online services, and if they can access reliable broadband / data at home.³⁵

a device at home that you can look at online services?



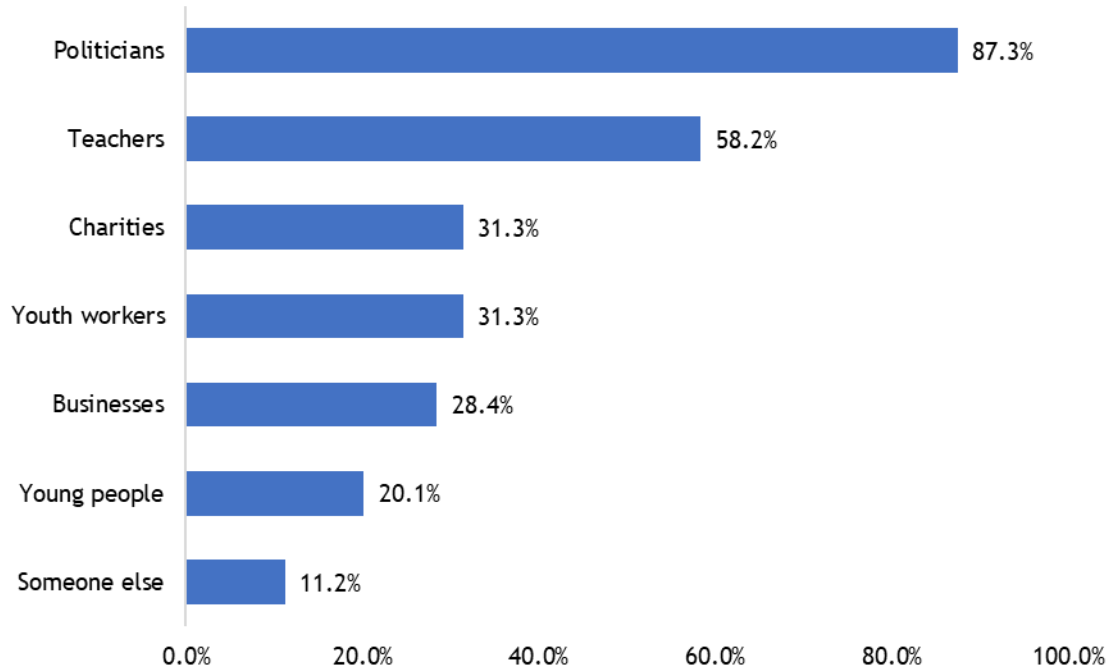
Reliable broadband/data at home?



³⁵ This survey was only available online. Therefore, the response to this question may not be representative of all young people's experiences.



Who do you think should be providing information surrounding coronavirus (COVID-19)?



Of the respondents who selected *Someone else*, the most commonly typed response was *Health or medical professionals*.

When asked if there were any actions that respondents would like to see decision makers take in relation to the topics above, the most common theme from responses was *Ensure information is clear, honest and from a reliable source*.