



Why Vote?



JOIN THE CANADIAN VOTE COALITION



“DEMOCRACY IS BUILT FROM THE GROUND UP. LET’S BUILD TOGETHER.”

Follow us @RUEngageX

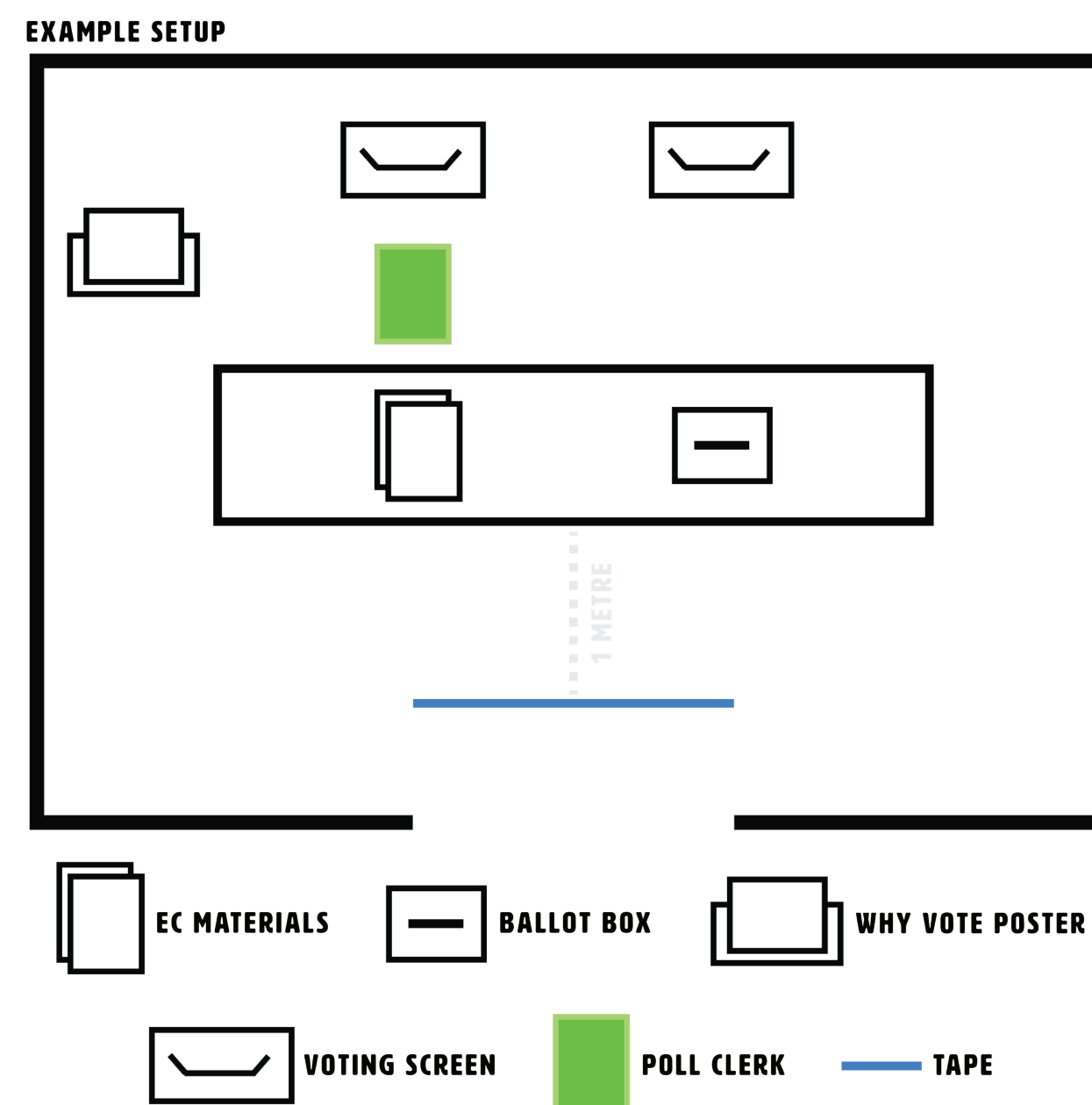


Community organizations and leaders across the country are building a more inclusive, and vibrant democracy. Join us! Learn more at: ENGAGEDEMOCRACY.ca/TAKE-ACTION

#cdnVOTE2019

PREPARE MATERIALS

- **Create a ballot with a wide range of engaging issues!** Fill in the blank ballot we provided or use our suggested issues in your Vote PopUp Organizer Manual. Be sure to make lots of copies ahead of time.
- **Choose general topics that the Federal government works on.** For example, list “Environment” (not “Pipeline”) or “Trade” (not “Trade with China”). There might be a local issue that the Federal government is involved in, which you can tailor to your community. Always include an “Other” fill-in option so people can say what matters to them!
- **Make your own process democratic by inviting people to choose ballot options.** Brainstorm, create a long list, and then have people decide what the top four should be.
- **Listing hot-topic issues might make some people uncomfortable.** These issues are the best way to connect people’s hopes and concerns to the election. However, you can list topics such as movies, music, favourite parks or even food. Keep it fun and inclusive.



INVITE PEOPLE TO PARTICIPATE

- **Start with a question - “What matters to you?” Then listen to the answer.** This is a great way to help people understand that the issues that are important to them are connected to the election. It is empowering to have your voice heard.
- **Having an open and inviting booth will make it more likely for people to participate.** Bright colours and an open set up like the one we’ve suggested, is a good way to catch someone’s attention.
- **Once you’ve set up your booth and are ready to go, it’s time to engage people.**
 - + Be friendly and SMILE!
 - + Make sure to stand out in the open and say hi as people walk by.
 - + Introduce yourself and ask people for their name too.
 - + Invite people to participate. You can use food or other fun incentives like a game or contest to get their attention.
 - + Ask people questions. Start with “What matters to you?” and listen carefully. Ask follow-up questions about why they chose what they did.
 - + Make sure that everyone knows that your Vote PopUp is non-partisan.
 - + Always remind people when the upcoming election is: October 21!

HOW TO RESPOND WHEN PEOPLE SAY...

“Voting won’t make a difference.”

Empathize with them. For example, say, “I have felt that way,” or “I know exactly how you feel.” Then ask them what issue matters to them, related to the election or not! Listen to their answers and ask follow-up questions. Explain that today they are not voting for a candidate or a party, but an issue instead. That way you can learn about what matters to the community.

“I don’t have time.”

Let them know that it only takes a couple of minutes, that it is non-partisan and that you have food or another incentive. If they still are not convinced, thank them, offer them materials about voting to take away and remind them to vote on October 21.

“I am already planning on voting.”

You say, “Great!” Let them know there are options for everyone to vote at local colleges, universities, and advance polls. Ask if they have questions about where or when to vote. Invite them to take information for friends or family who may not have voted before. Finally, invite them to add to the WHY VOTE? poster.

DEMYSTIFYING VOTING

Once a participant decides to cast a ballot, this is a great opportunity to answer questions about where, when and ways to vote. Voting in Canada is simple for most people.

The most common issues are:

- People don’t know what ID to bring. If they have a government photo-ID, they are good to go. If not, walk them through the Elections Canada Voter ID options and offer them a copy.
- They don’t have a Voter Information Card. These cards are mailed to all registered voters at the address they have on file. This card tells them when to vote, and where their polling place is. Show participants the sample card (HINT - tape it to the table). Don’t worry if they don’t have a card, they can register to vote or update their address at the polling place.
- They can’t figure out where and when to vote. Explain that advance polling runs from October 11-14, 2019. If you have a smartphone, offer to check the participant’s polling location by looking it up on Election Canada’s website. Give people a copy of Elections Canada’s “How to Vote” card.
- They don’t have an ID with their current address. Give them Election Canada’s “Have your ID ready to vote” sheet. Explain all the options including options if you don’t have an ID.
- They don’t actually know how to vote. Take them step-by-step through the process. Fun Fact - while the standard procedure is to mark the ballot by filling in the circle, an “X” or even a “☺” is acceptable. The legal standard is “clear voter intent.”

Encourage participants to take voting selfies, but explain that during a real vote, they can’t share a picture of their ballot. #cdnVOTE2019

REMEMBER: IF YOU DON’T KNOW THE ANSWER - ELECTIONS CANADA IS HERE TO HELP. GO TO ELECTIONS.CA OR CALL 1-800-463-6868

“WHAT MATTERS TO YOU?”

“No one has ever asked me that question before.”

We often hear this response, and you probably will too.

By asking people about the issues that matter to them, and taking the time to really listen to their answers, you are reminding people that in a democracy, their ideas and opinions matter. A vote is one way we can express what matters to us, our concerns, hopes, and dreams. Voting gives the government power to create the future we want.

COMMON QUESTIONS

Get further answers to the questions below (and more!) on the Elections Canada website Elections.ca or call 1-800-463-6868.

When is the next federal election?

The 2019 federal election will be held on October 21, 2019.

Who gets to work at the election? How can I apply?

Anyone legally allowed to work in Canada, can work for Elections Canada! On Election Day, Elections Canada becomes the biggest employer in the country and will need more than 235,000 staff nationwide. No previous experience required. You can apply online through their website.

What if I make a mistake?

If you make a mistake on your ballot, then simply let the poll worker know, and ask for a new one. They are happy to provide you with a new ballot in this case, but take your time with it because you are only given one replacement ballot.

When and where does advance polling take place?

Advance voting is from October 11-14th. You have to vote at your assigned advance voting location. You can also vote at ANY special polling location that Elections Canada is running at colleges and universities across Canada. These are open from October 5-9th and are open to all voters.

What if I am travelling or can’t attend advance polling?

There are many options for voting including options for voting abroad, while serving in the military, voting on campus, or Elections Canada offices in each riding. If you think this might be you, check out the website so you can apply for a ballot in advance.

Where do I vote?

Your voting location is determined by your address, except at early voting on university and college campuses. There is a voting location in every community: find yours with your postal code at elections.ca.

What if I don’t have any ID with my current address or I don’t have a fixed address?

Elections Canada wants everyone to be able to vote. There are options for voting for people without ID or a fixed address including vouching and receiving a “Letter of Confirmation of Residence” from a food bank or shelter.



VOTE POPUP

HAVE FUN: Get inspired by meeting new people who care about issues impacting their communities and the world.

CREATE CHANGE: In the last federal election, more than nine million people did not vote, even though they were eligible. Vote PopUp demystifies the voting process to engage first-time and infrequent voters. Together, we can break down barriers to participation and make our democracy stronger!

JOIN THE COMMUNITY: Sign up to be a member of our Canadian Vote Coalition, a national movement of 1000+ organizations and local leaders who are committed to making sure every voice is heard.

Democracy needs you!

Help us build a vibrant and inclusive democracy in Canada.

ENGAGEDEMOCRACY.ca
#cdnVOTE2019