





2nd Grade Summer Packet



Reading and Math Activities
to keep minds sharp!





2nd Grade Summer Packet

Parents we are excited about your child entering 2nd grade next year. Please spend some time this summer preparing them for the next school year. Included are some materials to assist you in that preparation. We look forward to a great new year.


The 2nd Grade Team





2nd Grade Summer Packet







2nd Grade Summer Packet

Parents we are excited about your child entering 2nd grade next year. Please spend some time this summer preparing them for the next school year. Included are some materials to assist you in that preparation. We look forward to a great new year.

The 2nd Grade Team






2nd Grade Summer Packet



High Frequency Word List

1. ___high
2. ___every
3. ___near
4. ___add
5. ___food
6. ___between
7. ___own
8. ___below
9. ___country
10. ___plants
11. ___last
12. ___school
13. ___father
14. ___keep
15. ___trees
16. ___never
17. ___started
18. ___city
19. ___earth
20. ___eyes
21. ___light
22. ___thought
23. ___head
24. ___under
25. ___story
26. ___saw
27. ___left
28. ___don't
29. ___few
30. ___while
31. ___along
32. ___might
33. ___close
34. ___something
35. ___seemed
36. ___next
37. ___hard
38. ___open
39. ___example
40. ___beginning
41. ___life
42. ___always
43. ___those
44. ___both
45. ___paper
46. ___together
47. ___got
48. ___group
49. ___often
50. ___run
51. ___important
52. ___until
53. ___children
54. ___side
55. ___feet
56. ___car
57. ___miles
58. ___night
59. ___walked
60. ___white
61. ___sea
62. ___began
63. ___grow
64. ___took
65. ___river
66. ___four
67. ___carry
68. ___state
69. ___once
70. ___book
71. ___hear
72. ___stop
73. ___without
74. ___second
75. ___later
76. ___miss
77. ___idea
78. ___enough
79. ___eat
80. ___face
81. ___watch
82. ___far
83. ___Indians
84. ___really
85. ___almost
86. ___let
87. ___above
88. ___girl
89. ___sometimes
90. ___mountains
91. ___cut
92. ___young
93. ___talk
94. ___soon
95. ___list
96. ___song
97. ___being
98. ___leave
99. ___family
100. ___it's

2nd Grade Summer Packet



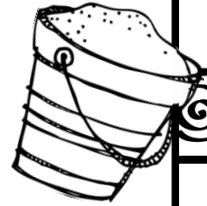
Directions: Fill in the blanks with the missing numbers.

45, ____, 55, 60, ____, ____, 75, ____, 85, 90, 95 ____, ____, ____, 115

32, ____, 36, ____, 40, ____, 44, ____, 48, ____, 52, ____, ____, 58, ____,

____, 60, 70, ____, 90, ____, 110, ____, ____, ____, ____, 160, ____, 180

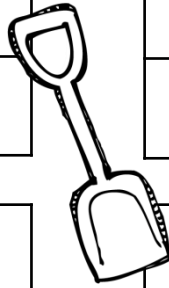
47, ____, 67, ____, 87, ____, 107, ____, 127, ____, ____, 157, ____, 177



Directions: Fill in the missing numbers in the hundred chart sections.

	57	
66	67	68
	77	


73	74	
	84	
	94	95



10		12
30		32

73	74	
	84	
	94	95

Directions: Answer each number sentence.



40 + 20 = ____ 80 + 10 = ____ 20 + 20 = ____ 50 + 30 = ____

10 + 50 = ____ 10 + 40 = ____ 70 + 30 = ____ 30 + 20 = ____

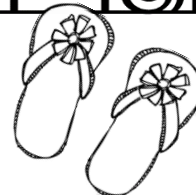
Directions: Answer each number sentence.

90 - 20 = ____ 80 - 40 = ____ 30 - 30 = ____ 40 - 30 = ____

70 - 30 = ____ 70 - 50 = ____ 60 - 30 = ____ 40 - 20 = ____



2nd Grade Summer Packet



Directions: Fill in the missing numbers.

$9 + \underline{\quad} = 10$

$4 + \underline{\quad} = 10$

$6 + \underline{\quad} = 10$

$8 + \underline{\quad} = 10$

$7 + \underline{\quad} = 10$

$5 + \underline{\quad} = 10$

$3 + \underline{\quad} = 10$

$2 + \underline{\quad} = 10$

$3 + \underline{\quad} = 5$

$2 + \underline{\quad} = 5$

$4 + \underline{\quad} = 5$

$1 + \underline{\quad} = 5$

$4 + \underline{\quad} = 7$

$3 + \underline{\quad} = 7$

$6 + \underline{\quad} = 7$

$5 + \underline{\quad} = 7$

$5 + \underline{\quad} = 6$

$2 + \underline{\quad} = 6$

$1 + \underline{\quad} = 6$

$3 + \underline{\quad} = 6$

$4 + \underline{\quad} = 8$

$7 + \underline{\quad} = 8$

$6 + \underline{\quad} = 8$

$5 + \underline{\quad} = 8$

$6 + \underline{\quad} = 9$

$2 + \underline{\quad} = 9$

$4 + \underline{\quad} = 9$

$8 + \underline{\quad} = 9$

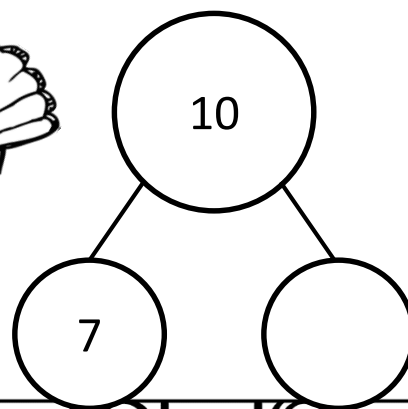
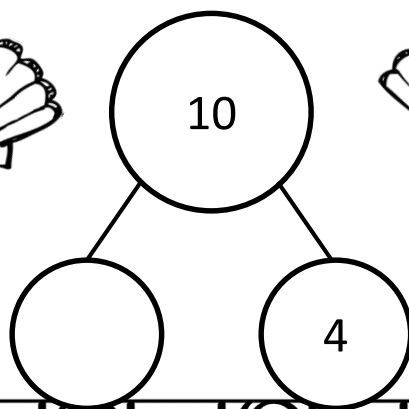
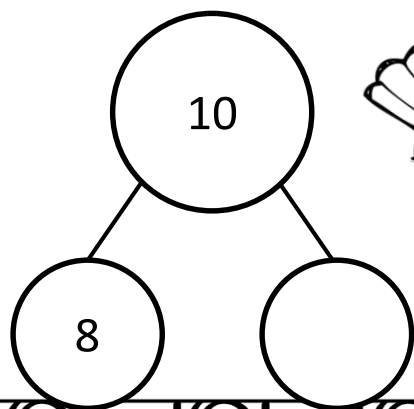

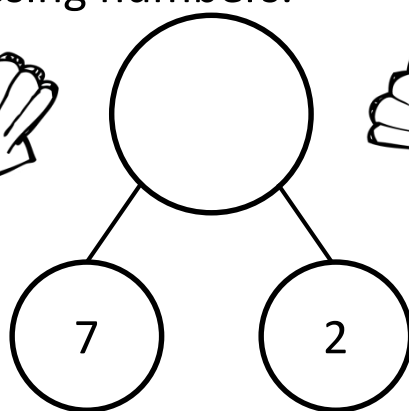
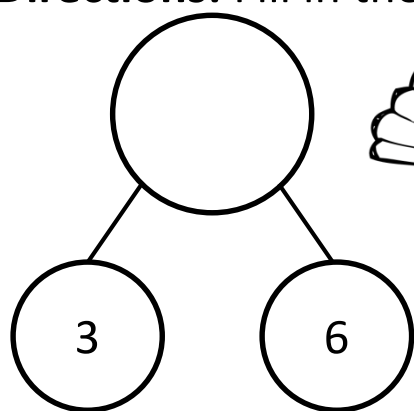
$0 + \underline{\quad} = 4$

$2 + \underline{\quad} = 4$

$1 + \underline{\quad} = 4$

$3 + \underline{\quad} = 4$

Directions: Fill in the missing numbers.



2nd Grade Summer Packet

Directions: Answer each question making sure to show your work.

Show three different coin combinations to show 75 cents.

--	--	--


Show three different coin combinations to show 98 cents.

--	--	--


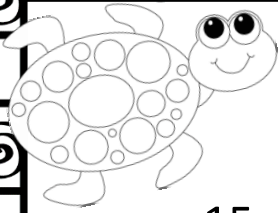
Sue has three dollars two dimes and five pennies.
How much money does she have? _____



Tom has five dollars. He goes to the store and buys three toys that cost one dollar each. How much money does he have left after he buys the toys? _____



2nd Grade Summer Packet



$15 - 5 = \underline{\quad}$

$13 - 3 = \underline{\quad}$

$17 - 3 = \underline{\quad}$

$20 - 3 = \underline{\quad}$

$14 - 2 = \underline{\quad}$

$19 - 5 = \underline{\quad}$

$20 - 2 = \underline{\quad}$

$17 - 2 = \underline{\quad}$

$18 - 1 = \underline{\quad}$

$17 - 6 = \underline{\quad}$

$18 - 7 = \underline{\quad}$

$18 - 3 = \underline{\quad}$

$18 - 5 = \underline{\quad}$

$19 - 1 = \underline{\quad}$

$16 - 6 = \underline{\quad}$

$17 - 4 = \underline{\quad}$

$16 - 3 = \underline{\quad}$

$16 - 4 = \underline{\quad}$

$12 - \underline{\quad} = 10$

$13 - \underline{\quad} = 11$

$14 - \underline{\quad} = 11$

$12 - \underline{\quad} = 11$

$19 - \underline{\quad} = 17$

$15 - \underline{\quad} = 13$

$15 - \underline{\quad} = 11$

$16 - \underline{\quad} = 11$

$20 - \underline{\quad} = 19$

$\underline{\quad} - 4 = 10$

$\underline{\quad} - 7 = 13$

$\underline{\quad} - 3 = 12$

$\underline{\quad} - 6 = 13$

$\underline{\quad} - 9 = 10$

$\underline{\quad} - 1 = 12$

$\underline{\quad} - 7 = 12$

$\underline{\quad} - 4 = 14$

$\underline{\quad} - 3 = 16$

$18 - 4 = \underline{\quad}$

$18 - 2 = \underline{\quad}$

$16 - 4 = \underline{\quad}$

$14 - 4 = \underline{\quad}$

$16 - 3 = \underline{\quad}$

$18 - 7 = \underline{\quad}$

$20 - 8 = \underline{\quad}$

$19 - 6 = \underline{\quad}$

$20 - 2 = \underline{\quad}$

$20 - 4 = \underline{\quad}$

$18 - 3 = \underline{\quad}$

$20 - 10 = \underline{\quad}$

$17 - 3 = \underline{\quad}$





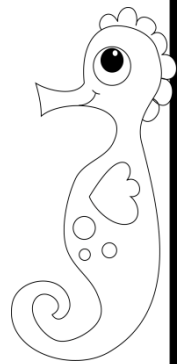
$19 - 4 = \underline{\quad}$

$20 - 6 = \underline{\quad}$

$19 - 3 = \underline{\quad}$


$14 - 1 = \underline{\quad}$

$17 - 2 = \underline{\quad}$



2nd Grade Summer Packet

Directions: Compare the numbers, and fill in the blank with the correct symbol. (<, >, or =)



$75 \bigcirc 85$

$24 \bigcirc 48$

$105 \bigcirc 97$

$15 \bigcirc 51$

$26 \bigcirc 26$


$78 \bigcirc 89$

$107 \bigcirc 78$

$16 \bigcirc 61$

$23 \bigcirc 32$

$45 \bigcirc 45$



2nd Grade Summer Packet

Directions: Write the expanded form of each number.

Example: $25 = 20 + 5$



98

71

26

105

13

87

38

40

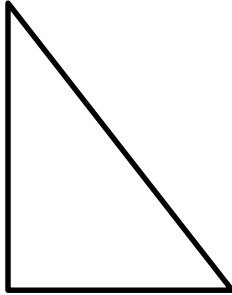

57

63



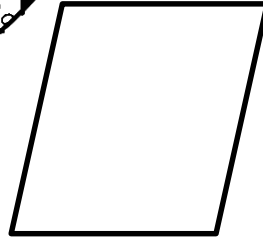
2nd Grade Summer Packet

Directions: Look at each shape. Write how many sides and how many angles.




_____ sides

_____ angles



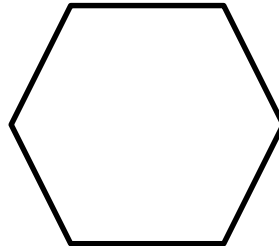
_____ sides

_____ angles



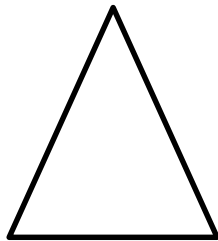
_____ sides

_____ angles




_____ sides

_____ angles




_____ sides

_____ angles



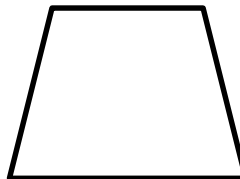
_____ sides

_____ angles



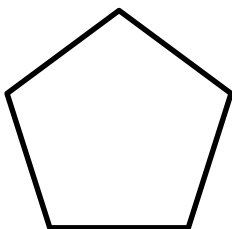
_____ sides

_____ angles



_____ sides

_____ angles



_____ sides

_____ angles



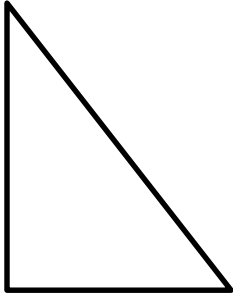
_____ sides

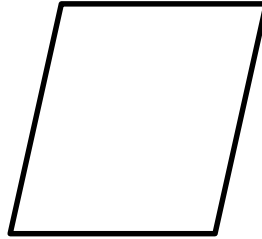
_____ angles


2nd Grade Summer Packet

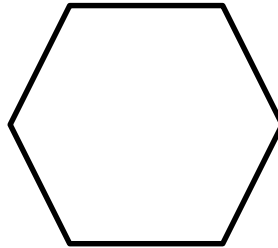


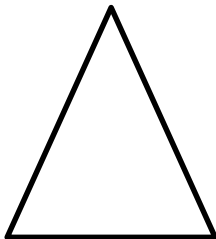
Directions: Look at each shape. Write the name of each shape.







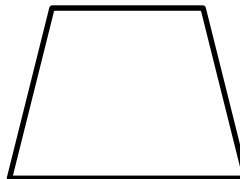


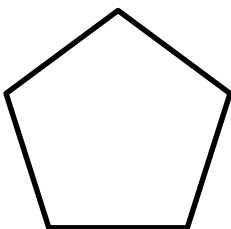














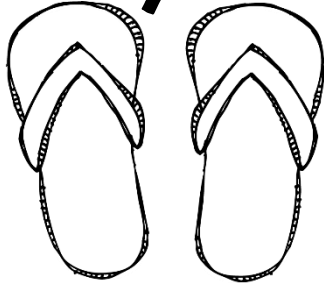
2nd Grade Summer Packet

Directions: Write two numbers that have a sum for each number.

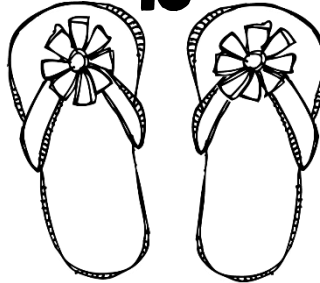
10



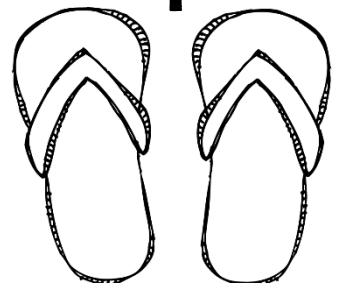
7



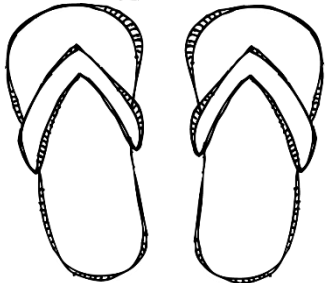
15




9



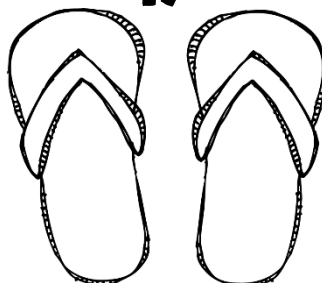
20




12



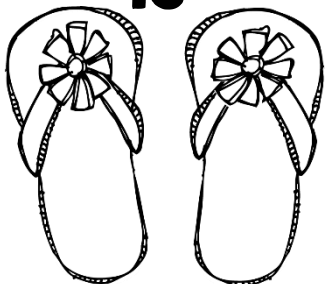
17



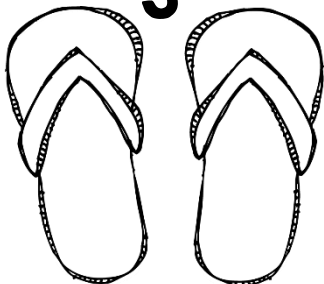
2



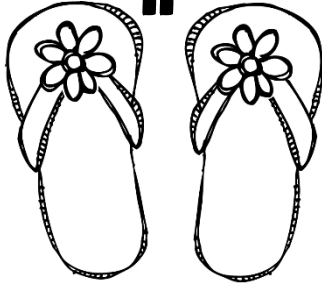
16



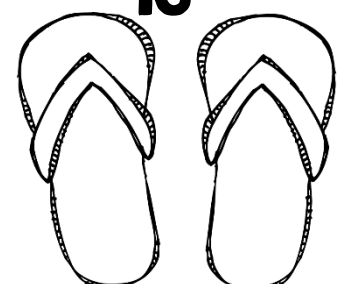
3



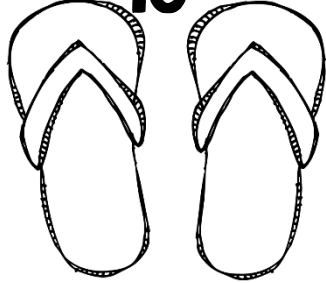
11



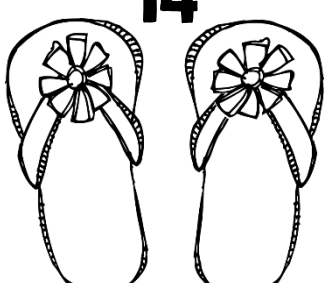
13



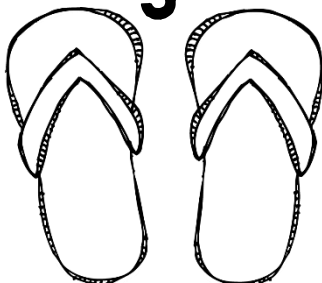
10



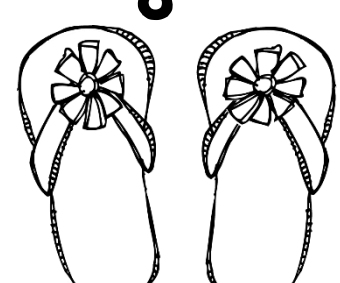
14



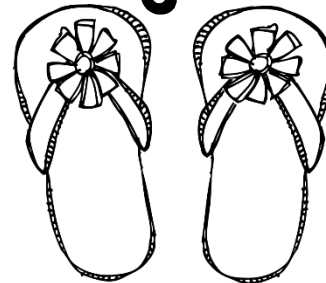
5



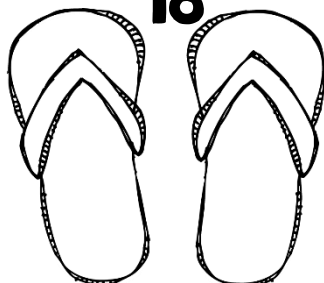
8



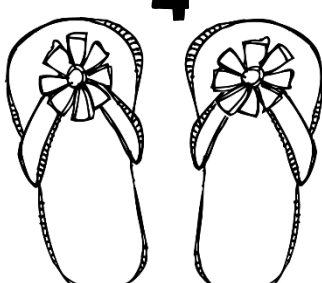
6



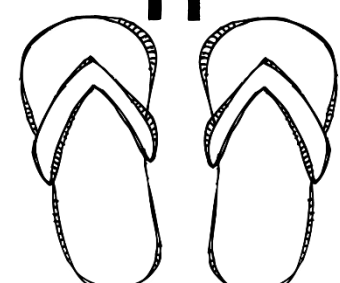
18



4


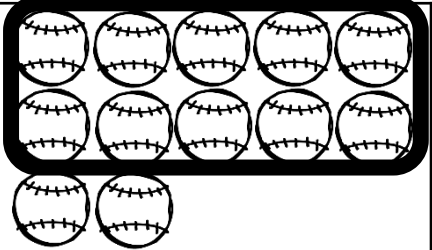

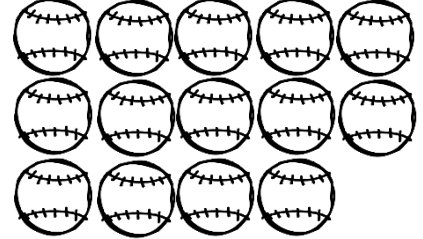

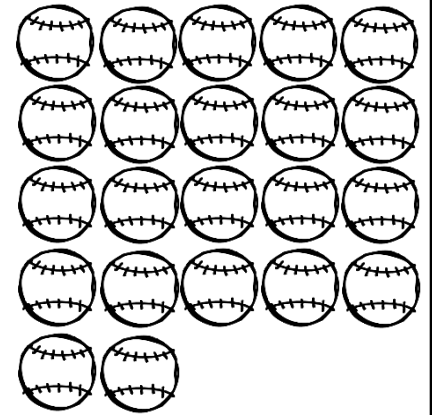

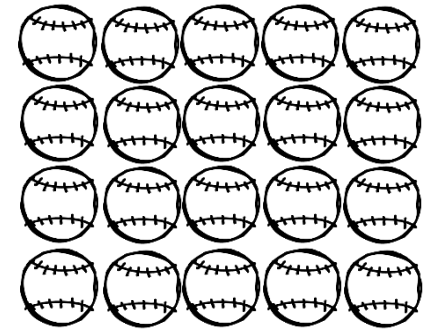

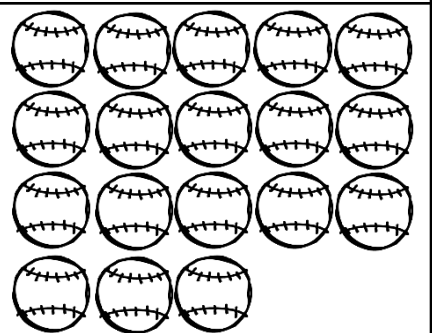

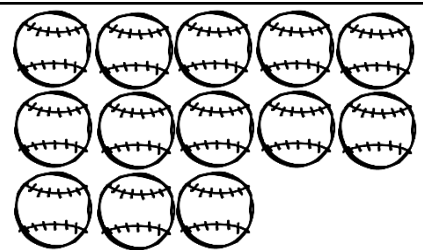

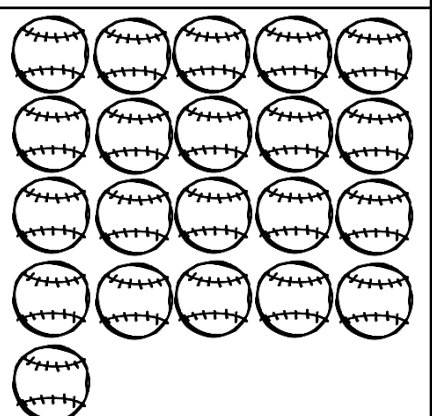

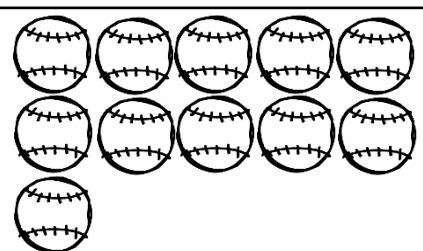


19




2nd Grade Summer Packet

Directions: Circle each group of 10. Write the number of tens and ones on the chart. Then write the number on the mitt.

 <table border="1" data-bbox="103 507 335 714"> <thead> <tr> <th>Tens</th> <th>Ones</th> </tr> </thead> <tbody> <tr> <td>1</td> <td>2</td> </tr> </tbody> </table>	Tens	Ones	1	2		 <table border="1" data-bbox="805 507 1037 714"> <thead> <tr> <th>Tens</th> <th>Ones</th> </tr> </thead> <tbody> <tr> <td> </td> <td> </td> </tr> </tbody> </table>	Tens	Ones			
Tens	Ones										
1	2										
Tens	Ones										
 <table border="1" data-bbox="103 922 335 1129"> <thead> <tr> <th>Tens</th> <th>Ones</th> </tr> </thead> <tbody> <tr> <td> </td> <td> </td> </tr> </tbody> </table>	Tens	Ones				 <table border="1" data-bbox="805 922 1037 1129"> <thead> <tr> <th>Tens</th> <th>Ones</th> </tr> </thead> <tbody> <tr> <td> </td> <td> </td> </tr> </tbody> </table>	Tens	Ones			
Tens	Ones										
Tens	Ones										
 <table border="1" data-bbox="103 1336 335 1543"> <thead> <tr> <th>Tens</th> <th>Ones</th> </tr> </thead> <tbody> <tr> <td> </td> <td> </td> </tr> </tbody> </table>	Tens	Ones				 <table border="1" data-bbox="805 1336 1037 1543"> <thead> <tr> <th>Tens</th> <th>Ones</th> </tr> </thead> <tbody> <tr> <td> </td> <td> </td> </tr> </tbody> </table>	Tens	Ones			
Tens	Ones										
Tens	Ones										
 <table border="1" data-bbox="103 1750 335 1958"> <thead> <tr> <th>Tens</th> <th>Ones</th> </tr> </thead> <tbody> <tr> <td> </td> <td> </td> </tr> </tbody> </table>	Tens	Ones				 <table border="1" data-bbox="805 1750 1037 1958"> <thead> <tr> <th>Tens</th> <th>Ones</th> </tr> </thead> <tbody> <tr> <td> </td> <td> </td> </tr> </tbody> </table>	Tens	Ones			
Tens	Ones										
Tens	Ones										

2nd Grade Summer Packet

Directions: Use the graph to solve the problems.
Favorite Pizza Toppings



Cheese	Peperoni	Sausage

What flavor did the most children choose?

Which flavor did the least children choose?

How many children choose cheese or peperoni?

How many more chose cheese than peperoni?

2nd Grade Summer Packet

Directions: Write the number in standard form on the line.

2 tens and 13 ones

7 tens and 24 ones

1 ten and 18 ones



4 tens and 39 ones

6 tens and 20 ones

3 tens and 15 ones

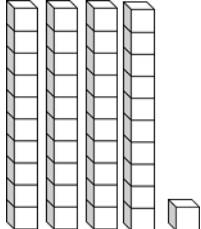
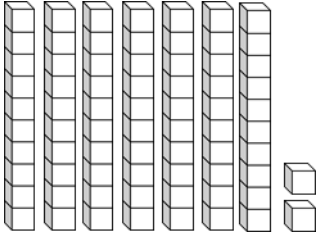
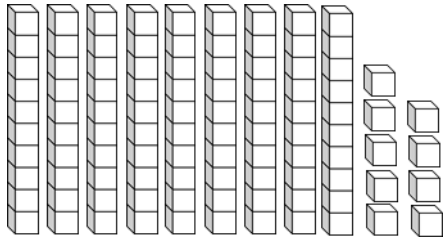
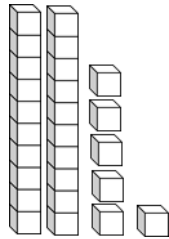
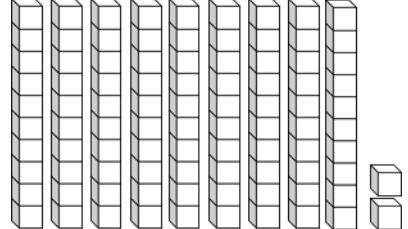
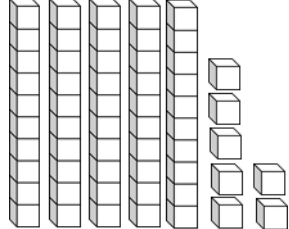
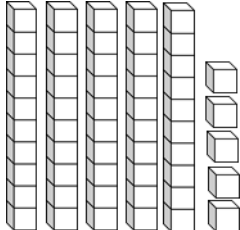
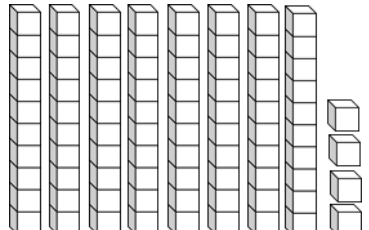
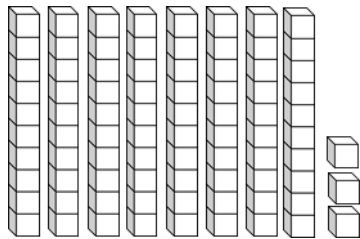
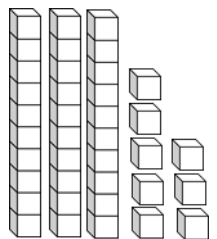
5 tens and 23 ones

6 tens and 17 ones




2nd Grade Summer Packet

Directions: Count the total number of blocks and write the total on the line.

 _____	 _____
 _____	 _____
 _____	 _____
 _____	 _____
 _____	 _____

Summer is cool!



2nd Grade Summer Packet

Directions: Solve.

$30 + 10 = \underline{\quad}$

$70 + 20 = \underline{\quad}$

$20 + 10 = \underline{\quad}$

$50 + 30 = \underline{\quad}$

$70 + 30 = \underline{\quad}$

$30 + 20 = \underline{\quad}$

$50 + 40 = \underline{\quad}$

$60 + 30 = \underline{\quad}$

$80 + 10 = \underline{\quad}$

$50 + 50 = \underline{\quad}$

$60 + 30 = \underline{\quad}$

$90 + 10 = \underline{\quad}$

$20 + 20 = \underline{\quad}$


$30 + 50 = \underline{\quad}$

$30 + 30 = \underline{\quad}$

$60 + 20 = \underline{\quad}$

$70 + 20 = \underline{\quad}$

$20 + 70 = \underline{\quad}$



2nd Grade Summer Packet

Directions: Solve.

$40 - 20 = \underline{\quad}$

$30 - 10 = \underline{\quad}$

$80 - 40 = \underline{\quad}$

$90 - 70 = \underline{\quad}$

$60 - 40 = \underline{\quad}$

$60 - 10 = \underline{\quad}$

$90 - 80 = \underline{\quad}$

$80 - 80 = \underline{\quad}$

$90 - 80 = \underline{\quad}$

$80 - 50 = \underline{\quad}$

$70 - 40 = \underline{\quad}$

$60 - 40 = \underline{\quad}$

$40 - 10 = \underline{\quad}$


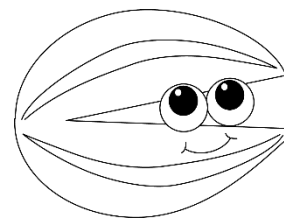


$70 - 20 = \underline{\quad}$

$50 - 20 = \underline{\quad}$


$60 - 30 = \underline{\quad}$

$80 - 40 = \underline{\quad}$

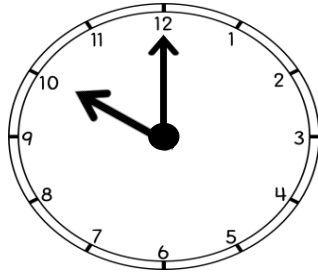
$90 - 90 = \underline{\quad}$

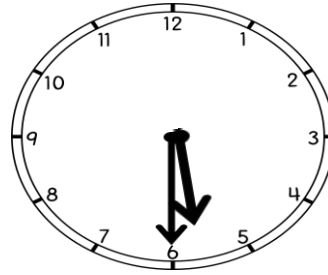


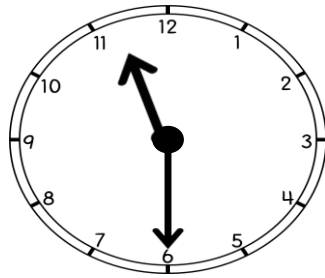
2nd Grade Summer Packet




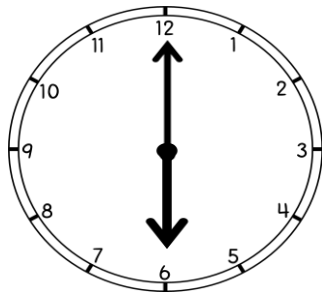
Directions: Write the time on the lines.

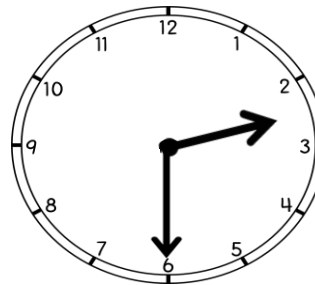

















2nd Grade Summer Packet

Directions: Circle the words that need capital letters.

boat

january

ship

tuesday

calendar

house

bookcase

march

basket

monday

golf

basketball

ocean

may

banana

bag

shirt

wednesday

Directions: Add commas to make the sentences correct.

Are you going to the beach the office or the movies?

Do you like strawberries apples or bananas?

Do you want a star heart or balloon sticker?

The cake needs butter milk and flour.

I want to buy a ball skateboard and video game.



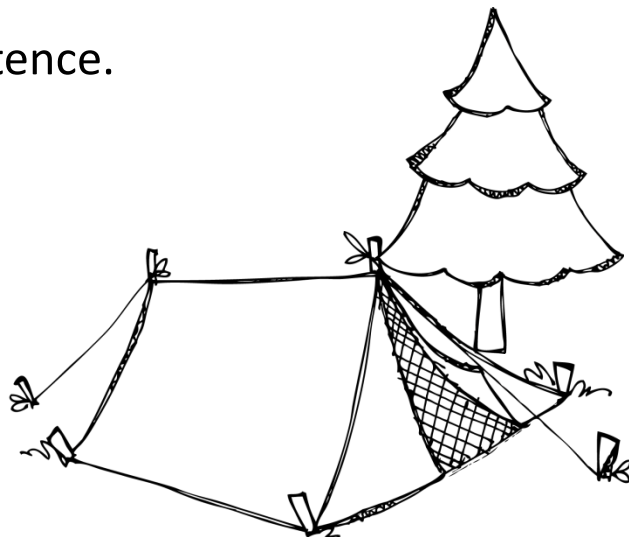
Directions: Circle the noun in each sentence.

Did you see the red shirt?

Where is the blue ball?

Can I go to the store?

The tree is green.



2nd Grade Summer Packet

Directions: Which is the BEST way to make the two sentences into one sentence?

Can we go to the movies? Can we go to the park?



I like apples. I like bananas.



I love red flowers. I love blue flowers.




We always put sprinkles on our cupcakes. We always put frosting on our cupcakes.



Directions: Look at the table of contents. Use the table of contents to answer the questions.

Table of Contents

Chapter 1: What cats look like.....	page 2
Chapter 2: Where cats should sleep.....	page 8
Chapter 3: What cats eat.....	page 12
Chapter 4: Where to buy cats.....	page 15



What chapter would you find information about where to buy cats? _____

What chapter would you find information about where your new cat should sleep?

What chapter would you find information about what cats like to eat? _____

2nd Grade Summer Packet

Ship

1. A boat.
2. To send something.




Which definition of ship is used in this sentence?

I need to ship a package.

Present

1. A gift.
2. To be in attendance.



Which definition of present is used in this sentence?


I opened my birthday present yesterday.

Directions: Change the underlined noun to mean more than one.


I have two foot. I have two _____.



Do you see the pretty fish? Do you see the pretty _____?



Five child gets on the bus. Five _____ get on the bus.



2nd Grade Summer Packet

Directions: Read the text below, then answer the questions.

The Water Park

My name is Janet and I had so much fun this summer! I went to visit my Grandma in Florida. We went to the biggest water park I have ever seen.

When I arrived at Grandma's house the first thing I did was unpack my bag. After I unpacked, Grandma gave me a snack of cookies and milk. I was really hungry.

After my snack I put my swimsuit and flip flops on to go to the water park. Grandma and I went in the car and drove to the water park.

The water park was huge! There were lots of water slides and a huge swimming pool. I put my towel down and got in line for the big water slide. The slide was so fast. We went from side to side through the water. After the water slide I went in the swimming pool. I splashed Grandma and floated on my back. Soon I was getting tired.

At the end of the day Grandma and I got back in the car and drove home. When we got home I was so tired I decided to take a nap. Grandma and I had the best day!



2nd Grade Summer Packet

Directions: Answer the questions in complete sentences.

1. Where did the author go during the summer?

2. What was the first thing Janet did when she arrived at Grandma's house?

3. Why did Granma give Janet cookies and milk?

4. When Janet got to the water park, what was the first thing she did?

5. Why did the author write this text?


6. Who are the main characters?

7. How does the story end?

8. Write a new ending for the story. Where does Janet go next? Write about her next adventure.

2nd Grade Summer Packet

Directions: Look at each picture. Read the long vowel word and fill in the missing letters to write the word on the line.



s



corn




r



c



b




p

2nd Grade Summer Packet


Directions: Look at each picture. Read the long vowel word and fill in the missing letters to write the word on the line.




tr




sh




p



s




k




j

2nd Grade Summer Packet


Directions: Look at each picture. Read the long vowel word and fill in the missing letters to write the word on the line.




p




l




t



k



stand



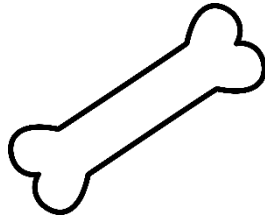
b

2nd Grade Summer Packet

Directions: Look at each picture. Read the long vowel word and fill in the missing letters to write the word on the line.




c



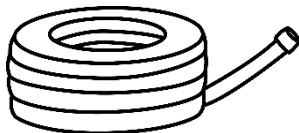
b



r



r




h



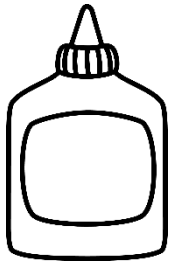
s

2nd Grade Summer Packet

Directions: Look at each picture. Read the long vowel word and fill in the missing letters to write the word on the line.




j



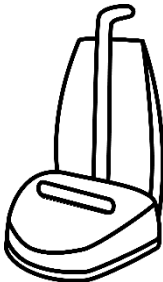
gl



m



tr



v



t


2nd Grade Summer Packet


Directions: Look at each set of pictures. Write the plural form of Each animal.


Example:





bees -----














2nd Grade Summer Packet

Directions: Look at the two words. Write the contraction on the lines.

Example: we will = we'll

can not


were not

do not

could not


was not

is not




2nd Grade Summer Packet

Directions: Draw a line from the noun in the boat to the correct lighthouse determining if the word is a person, place, or thing.



people



places



things

2nd Grade Summer Packet

Directions: Fill in the sentence using an action verb from the box below.

We _____ to the beach.

I _____ a big sandwich.

My sister and I _____ in the sand.

We _____ seashells.

I _____ in the water.

After lunch, we _____ in the water.

played ate splashed
walked swam
collected



2nd Grade Summer Packet

Directions: Fill in the sentence using an adjective from the box below.

I have a _____ swimsuit.

We ate _____ watermelon at lunch.


Aubrey picked up _____ shells.

I found a _____ shell.

The _____ shaped shell was pretty.

The _____ clouds were neat.

fluffy pretty pink
three juicy
heart



2nd Grade Summer Packet

Directions: Draw a line to match the synonyms.

near

friend

chilly

crazy

hot

close

buddy

cool

prepare

boiling

silly

plan

2nd Grade Summer Packet Answer Key

Directions: Fill in the blanks with the missing numbers.

- 45, 50, 55, 60, 65, 70, 75, 80, 85, 90, 95 100, 105, 110, 115
- 32, 34, 36, 38, 40, 42, 44, 46, 48, 50, 52, 54, 56, 58, 60
- 50, 60, 70, 80, 90, 100 110, 120 130 140 150, 160, 170 180
- 47, 57, 67, 77, 87, 97, 107, 117, 127, 137 147, 157, 167 177

Directions: Fill in the missing numbers in the hundred chart sections.

56	57	58	73	74	75
66	67	68	83	84	85
76	77	78	93	94	95

10	11	12	73	74	75
20	21	22	83	84	85
30	31	32	93	94	95

Directions: Answer each number sentence.

- 40 + 20 = 60 80 + 10 = 90 20 + 20 = 40 50 + 30 = 80
- 10 + 50 = 60 10 + 40 = 50 70 + 30 = 100 30 + 20 = 50

Directions: Answer each number sentence.

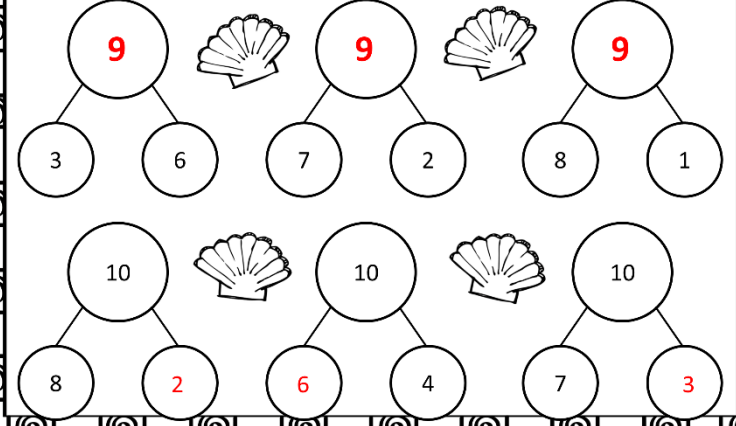
- 90 - 20 = 70 80 - 40 = 40 30 - 30 = 0 40 - 30 = 10
- 70 - 30 = 40 70 - 50 = 20 60 - 30 = 30 40 - 20 = 20

2nd Grade Summer Packet Answer Key

Directions: Fill in the missing numbers.

- 9 + 1 = 10 4 + 6 = 10 6 + 4 = 10 8 + 2 = 10
- 7 + 3 = 10 5 + 5 = 10 3 + 7 = 10 2 + 8 = 10
- 3 + 2 = 5 2 + 3 = 5 4 + 1 = 5 1 + 4 = 5
- 4 + 3 = 7 3 + 4 = 7 6 + 1 = 7 5 + 2 = 7
- 5 + 1 = 6 2 + 4 = 6 1 + 5 = 6 3 + 3 = 6
- 4 + 4 = 8 7 + 1 = 8 6 + 2 = 8 5 + 3 = 8
- 6 + 3 = 9 2 + 7 = 9 4 + 5 = 9 8 + 1 = 9
- 0 + 4 = 4 2 + 2 = 4 1 + 3 = 4 3 + 1 = 4

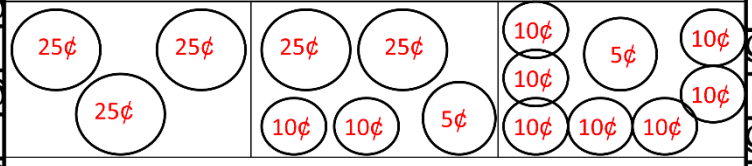
Directions: Fill in the missing numbers.



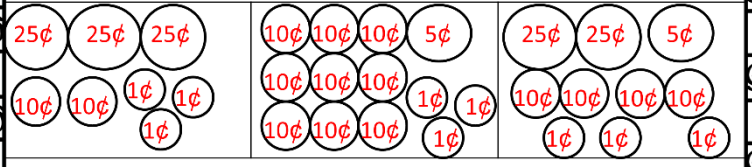
2nd Grade Summer Packet Answer Key

Directions: Answer each question making sure to show your work.

Show three different coin combinations to show 75 cents.



Show three different coin combinations to show 98 cents.



Sue has three dollars two dimes and five pennies. How much money does she have? \$3.25

Tom has five dollars. He goes to the store and buys three toys that cost one dollar each. How much money does he have left after he buys the toys? \$2.00

2nd Grade Summer Packet Answer Key

- 15 - 5 = 10 13 - 3 = 10 17 - 3 = 14
- 20 - 3 = 17 14 - 2 = 12 19 - 5 = 14
- 20 - 2 = 18 17 - 2 = 15 18 - 1 = 17
- 17 - 6 = 11 18 - 7 = 11 18 - 3 = 15
- 18 - 5 = 13 19 - 1 = 18 16 - 6 = 10
- 17 - 4 = 13 16 - 3 = 13 16 - 4 = 12
- 12 - 2 = 10 13 - 2 = 11 14 - 3 = 11
- 12 - 1 = 11 19 - 2 = 17 15 - 2 = 13
- 15 - 4 = 11 16 - 5 = 11 20 - 1 = 19
- 14 - 4 = 10 20 - 7 = 13 15 - 3 = 12
- 19 - 6 = 13 19 - 9 = 10 13 - 1 = 12
- 19 - 7 = 12 18 - 4 = 14 19 - 3 = 16
- 18 - 4 = 4 18 - 2 = 16 16 - 4 = 12
- 14 - 4 = 10 16 - 3 = 13 18 - 7 = 11
- 20 - 8 = 12 19 - 6 = 13 20 - 2 = 18
- 20 - 4 = 16 18 - 3 = 15 20 - 10 = 10
- 17 - 3 = 14 19 - 4 = 15 20 - 6 = 4
- 19 - 3 = 16 14 - 1 = 13 17 - 2 = 15

2nd Grade Summer Packet Answer Key

Directions: Write the expanded form of each number.

Example: $25 = 20 + 5$

$98 = 90 + 8$ $71 = 70 + 1$

$26 = 20 + 6$ $105 = 100 + 5$

$13 = 10 + 3$ $87 = 80 + 7$

$38 = 30 + 8$ $40 = 40 + 0$

$57 = 50 + 7$ $63 = 60 + 3$

2nd Grade Summer Packet Answer Key

Directions: Compare the numbers, and fill in the blank with the correct symbol. (<, >, or =)

$75 < 85$ $24 < 48$

$105 > 97$ $15 < 51$

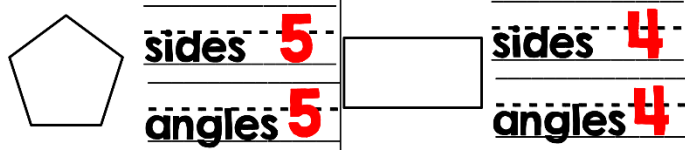
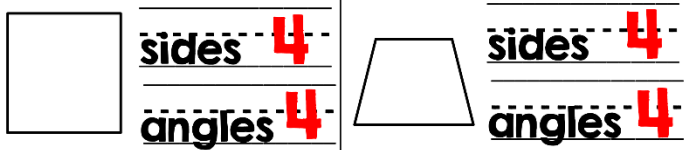
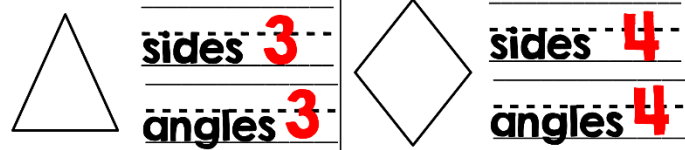
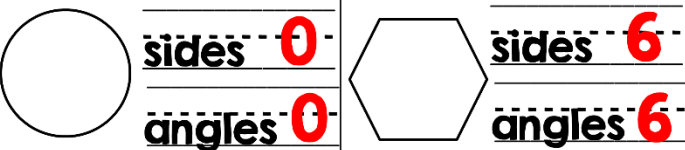
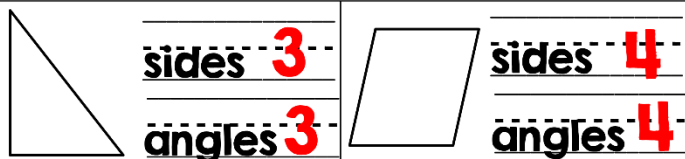
$26 = 26$ $78 < 89$

$107 > 78$ $16 < 61$

$23 < 32$ $45 = 45$

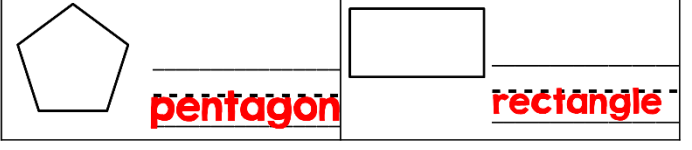
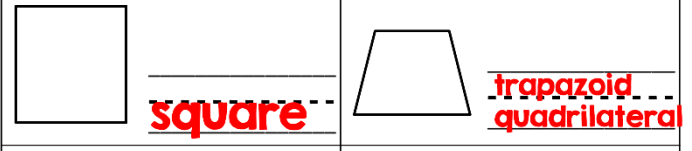
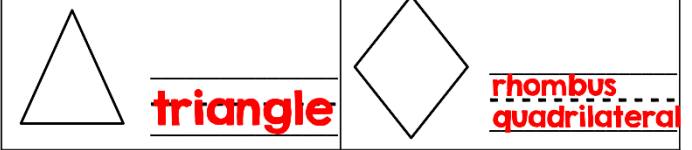
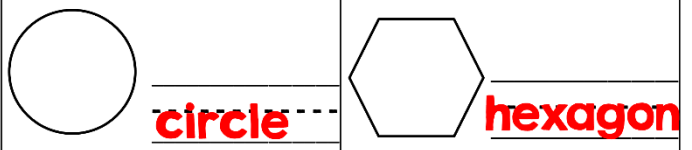
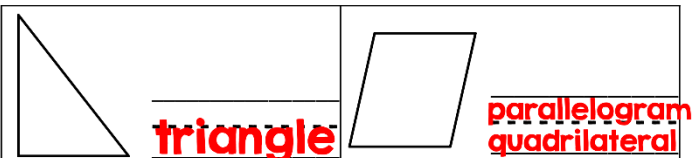
2nd Grade Summer Packet Answer Key

Directions: Look at each shape. Write how many sides and how many angles.



2nd Grade Summer Packet

Directions: Look at each shape. Write the name of each shape.



2nd Grade Summer Packet Answer Key

Answers Will Vary

Directions: Write two numbers that have a sum for each number.

10 2 8	7 4 3	15 8 7	9 5 4
20 10 10	12 6 6	17 9 8	2 1 1
16 8 8	3 2 1	11 6 5	13 8 5
10 7 3	14 7 7	5 2 3	8 4 4
6 2 4	18 9 9	4 3 1	19 8 11

2nd Grade Summer Packet Answer Key

Directions: Circle each group of 10. Write the number of tens and ones on the chart. Then write the number on the mitt.

12 Tens Ones 1 2	 12	14 Tens Ones 1 4	 14
22 Tens Ones 2 2	 22	20 Tens Ones 2 0	 20
18 Tens Ones 1 8	 18	13 Tens Ones 1 3	 13
21 Tens Ones 2 1	 21	11 Tens Ones 1 1	 11

2nd Grade Summer Packet Answer Key

Directions: Use the graph to solve the problems.
Favorite Pizza Toppings

Cheese	Peperoni	Sausage



What flavor did the most children choose?

cheese -----

Which flavor did the least children choose?

peperoni -----

How many children choose cheese or peperoni?

8 -----

How many more chose cheese than peperoni?

2 -----

2nd Grade Summer Packet Answer Key

Directions: Write the number in standard form on the line.

2 tens and 13 ones ----- **33**

7 tens and 24 ones ----- **94**

1 ten and 18 ones ----- **28**

4 tens and 39 ones ----- **79**

6 tens and 20 ones ----- **80**

3 tens and 15 ones ----- **45**

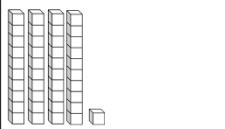
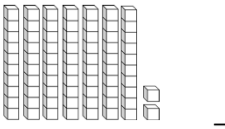
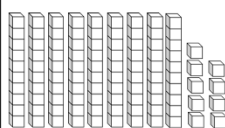

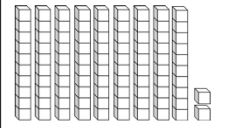
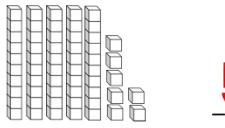
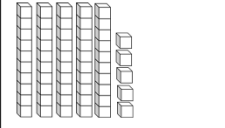
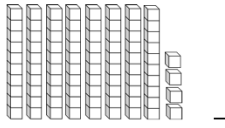
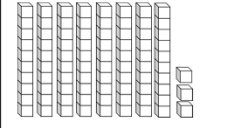
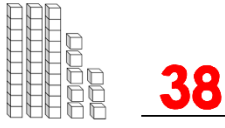
5 tens and 23 ones ----- **73**

6 tens and 17 ones ----- **77**




2nd Grade Summer Packet Answer Key

Directions: Count the total number of blocks and write the total on the line.

 <u>41</u>	 <u>72</u>
 <u>99</u>	 <u>26</u>
 <u>92</u>	 <u>57</u>
 <u>55</u>	 <u>84</u>
 <u>83</u>	 <u>38</u>


**Summer
is cool!**



2nd Grade Summer Packet Answer Key

Directions: Solve.

$30 + 10 = \underline{40}$	$70 + 20 = \underline{90}$
$20 + 10 = \underline{30}$	$50 + 30 = \underline{80}$
$70 + 30 = \underline{100}$	$30 + 20 = \underline{50}$
$50 + 40 = \underline{90}$	$60 + 30 = \underline{90}$
$80 + 10 = \underline{90}$	$50 + 50 = \underline{100}$
$60 + 30 = \underline{90}$	$90 + 10 = \underline{100}$
$20 + 20 = \underline{40}$	$30 + 50 = \underline{80}$
$30 + 30 = \underline{60}$	$60 + 20 = \underline{80}$
$70 + 20 = \underline{90}$	$20 + 70 = \underline{90}$



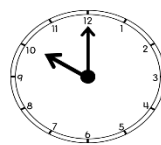
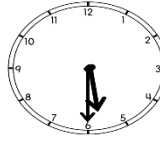
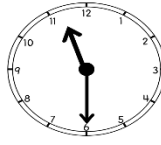

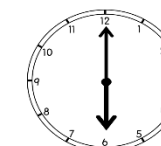

2nd Grade Summer Packet Answer Key

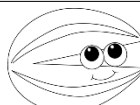



Directions: Solve.

$40 - 20 = \underline{20}$	$30 - 10 = \underline{20}$
$80 - 40 = \underline{40}$	$90 - 70 = \underline{20}$
$60 - 40 = \underline{20}$	$60 - 10 = \underline{50}$
$90 - 80 = \underline{10}$	$80 - 80 = \underline{0}$
$90 - 80 = \underline{10}$	$80 - 50 = \underline{30}$
$70 - 40 = \underline{30}$	$60 - 40 = \underline{20}$
$40 - 10 = \underline{30}$	$70 - 20 = \underline{50}$
$50 - 20 = \underline{30}$	$60 - 30 = \underline{30}$
$80 - 40 = \underline{40}$	$90 - 90 = \underline{0}$

2nd Grade Summer Packet Answer Key

Directions: Write the time on the lines.

 <u>10:00</u>	 <u>5:30</u>
 <u>11:30</u>	 <u>12:00</u>
 <u>6:00</u>	 <u>2:30</u>



2nd Grade Summer Packet Answer Key

Directions: Which is the BEST way to make the two sentences into one sentence?

Can we go to the movies? Can we go to the park?

Can we go to the movies and the park?



I like apples. I like bananas.



I like apples and bananas.

I love red flowers. I love blue flowers.



I love red and blue flowers.

We always put sprinkles on our cupcakes. We always put frosting on our cupcakes.



We always put sprinkles and frosting on our cupcakes.

Directions: Look at the table of contents. Use the table of contents to answer the questions.

Table of Contents

- Chapter 1: What cats look like.....page 2
- Chapter 2: Where cats should sleep.....page 8
- Chapter 3: What cats eat.....page 12
- Chapter 4: Where to buy cats.....page 15



What chapter would you find information about where to buy cats? Chapter 4

What chapter would you find information about where your new cat should sleep?

Chapter 2

What chapter would you find information about what cats like to eat? Chapter 3

2nd Grade Summer Packet Answer Key

Ship

1. A boat.
2. To send something.




Which definition of ship is used in this sentence?

I need to ship a package.

2. To send something.

Present

1. A gift.
2. To be in attendance.



Which definition of present is used in this sentence?

I opened my birthday present yesterday.

1. A gift.

Directions: Change the underlined noun to mean more than one.

have two foot. I have two feet.



Do you see the pretty fish? Do you see the pretty fish?



Five child gets on the bus. Five children get on the bus.



2nd Grade Summer Packet Answer Key

Directions: Circle the words that need capital letters.

boat

january

ship

tuesday

calendar

house

bookcase

march

basket

monday

golf

basketball

ocean

may

banana

bag

shirt

wednesday

Directions: Add commas to make the sentences correct.

Are you going to the beach, the office, or the movies?

Do you like strawberries, apples, or bananas?

Do you want a star, heart, or balloon sticker?

The cake needs butter, milk, and flour.

I want to buy a ball, skateboard, and video game.



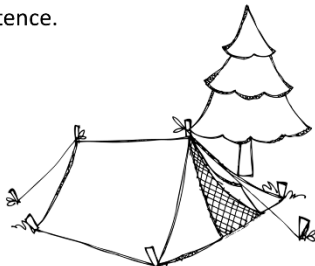
Directions: Circle the noun in each sentence.

Did you see the red shirt?

Where is the blue ball?

Can I go to the store?

The tree is green.



2nd Grade Summer Packet Answer Key

Directions: Fix the letter below. Rewrite the letter on the lines below.

dear sam

I had a lot of fun this weekend. I cant wait for christmas to come. I want to get a new skateboard. My brother Tom has a skateboard and I think its cool. Would you want to ride on Toms skateboard? I wish I could come to florida to visit you!

from
Max

Dear Sam,

I had a lot of fun this weekend. I cant wait for Christmas to come. I want to get a new skateboard. My brother Tom has a skateboard and I think it's cool. Would you want to ride on Tom's skateboard? I wish I could come to Florida to visit you!

From,
Max

2nd Grade Summer Packet Answer Key

Directions: Answer the questions in complete sentences.

1. Where did the author go during the summer?

Janet went to her Grandma's house and they went to the water park.

2. What was the first thing Janet did when she arrived at Grandma's house?

Janet unpacked her bag.

3. Why did Granma give Janet cookies and milk?

Janet was hungry.

4. When Janet got to the water park, what was the first thing she did?

Janet put her towel down and got in line for the big water slide.

5. Why did the author write this text?

The author wrote this to entertain the reader and tell about the trip to the water park.

6. Who are the main characters?

Janet and her Grandma.

7. How does the story end?

Janet decides to take a nap.

8. Write a new ending for the story. Where does Janet go next? Write about her next adventure.

Teacher Graded Response

2nd Grade Summer Packet Answer Key

Directions: Look at each picture. Read the long vowel word and fill in the missing letters to write the word on the line.



snake



acorn



rake



cake



baby



ape

2nd Grade Summer Packet Answer Key

Directions: Look at each picture. Read the long vowel word and fill in the missing letters to write the word on the line.



tree



sheep




pea



seal



key




jee**p**

2nd Grade Summer Packet Answer Key

Directions: Look at each picture. Read the long vowel word and fill in the missing letters to write the word on the line.



pie



lion



light



kite



island



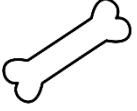
bike

2nd Grade Summer Packet Answer Key

Directions: Look at each picture. Read the long vowel word and fill in the missing letters to write the word on the line.




coat



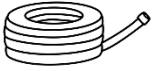
bone



rose



robot




hose



soap

2nd Grade Summer Packet Answer Key

Directions: Look at each picture. Read the long vowel word and fill in the missing letters to write the word on the line.



juice



glue



music



tricycle



vacumn



tube

2nd Grade Summer Packet Answer Key

Directions: Look at each set of pictures. Write the plural form of Each animal.


Example:




bees



cows



fish



horses



monkyes



foxes

2nd Grade Summer Packet Answer Key

Directions: Look at the two words. Write the contraction on the lines.

Example: we will = we'll

can not

can't

were not

weren't

do not

don't

could not


couldn't

was not

wasn't

is not

isn't



2nd Grade Summer Packet Answer Key

Directions: Draw a line from the noun in the boat to the correct lighthouse determining if the word is a person, place, or thing.

teacher **dog** **girl**
paper **doctor**
store **bed** **city**
school **office**

people **places** **things**

2nd Grade Summer Packet Answer Key

Directions: Fill in the sentence using an action verb from the box below.

We walked to the beach.

I ate a big sandwich.


My sister and I played in the sand.

We collected seashells.

I splashed in the water.

After lunch, we swam in the water.

played ate splashed
 walked swam
 collected



2nd Grade Summer Packet

Directions: Fill in the sentence using an adjective from the box below.

I have a pink swimsuit.

We ate juicy watermelon at lunch.

Aubrey picked up three shells.

I found a pretty shell.

The heart-shaped shell was pretty.

The fluffy clouds were neat.

fluffy pretty pink
 three juicy
 heart

2nd Grade Summer Packet Answer Key

Directions: Draw a line to match the synonyms.

near **friend**
chilly **crazy**
hot **close**
buddy **cool**
prepare **boiling**
silly **plan**



Created by Amber Davis

<http://www.teacherspayteachers.com/Store/Applegirlamber>

©AppleGirlAmber (Amber Davis) 2014

Please don't distribute without written permission from the author

Contact me at amberappleamber@gmail.com

<https://www.teacherspayteachers.com/Store/Lindy-Du-Plessis/>



<https://www.teacherspayteachers.com/store/Dots-Of-Fun/>



<https://www.teacherspayteachers.com/store/Lindy-Du-Plessis/>



<http://www.whimsyclips.com/>



<http://kpmddoodles.blogspot.com>



<http://www.theschoolsupplyaddict.com/>



<http://imlovinlit.blogspot.com>



<https://www.teacherspayteachers.com/Store/Kimberly-Geswein-Fonts>



<http://www.kevinandamanda.com>



www.dreamlikemagic.com

