

# Few Same Sex Partners Seek Orders of Protection in South Carolina

per 2019 Order of Protection Data




**0.9%**  
of cases involved  
same sex intimate  
partners

that's **22** out of 2377 cases  
studied with sex data for both parties


**5** cases filed by  
male partners

4 current/former  
spouses | 1 current/former  
cohabitants



**17** cases filed by  
female partners

6 current/former  
spouses | 11 current/former  
cohabitants

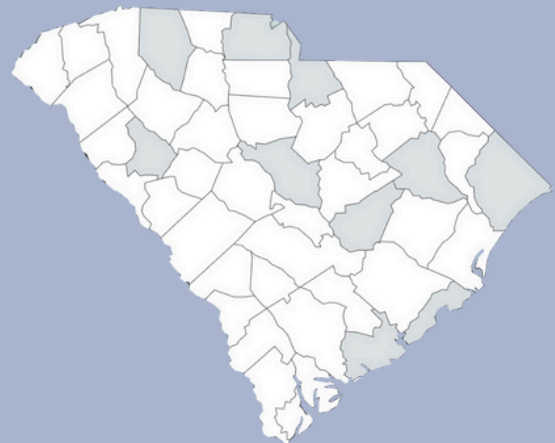


**12** Orders of Protection  
entered to protect  
same sex intimate  
partners in these cases



Same sex partner cases were filed in

**9 counties**



Charleston, Clarendon, Florence,  
Greenwood, Horry, Lancaster,  
Richland, Spartanburg, York

**3.5%** of adults identify as  
LGBTQ in S.C.



<https://williamsinstitute.law.ucla.edu/visualization/lgbt-stats/?topic=LGBT#density>

**2017** the year when  
unmarried same sex  
couples (cohabitants) gained  
protection under the Protection  
from Domestic Abuse Act

Doe v. State, 421 S.C. 490 (2017)

Sexual minority men and women  
report *higher* lifetime rates of  
intimate partner violence than  
heterosexual men and women

<https://www.cdc.gov/nisvs/documentation/nisvsReportonSexualIdentity.pdf>



UNIVERSITY OF  
**South Carolina**