


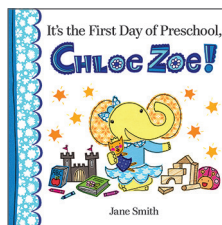




# It's Halloween, CHLOE ZOE!



## Activity Kit



*It's Halloween, Chloe Zoe!* is available now!  
Look for more titles in the series wherever books are sold.  
For more Chloe Zoe fun, visit [www.albertwhitman.com](http://www.albertwhitman.com).


**ALBERT WHITMAN & COMPANY**  
*Publishing award-winning children's books since 1919*

# Monster Banner

Decorate for your Halloween celebrations just like Chloe Zoe!  
Follow the instructions to assemble the banner.

## You will need:

- A helpful adult
- 3+ sheets of thick construction paper or cardstock
- Printouts of the banner pieces
- Crayons or markers
- Scissors • A hole punch
- Ribbon, yarn, or string



## Instructions:

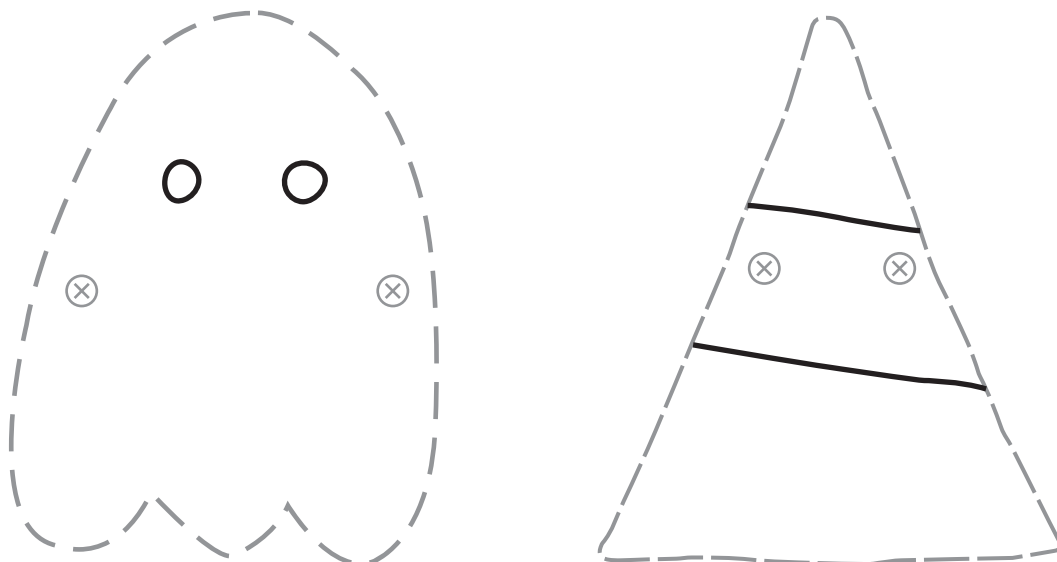
**Step 1:** Ask an adult to print out banner pages on thick construction paper or cardstock. If you want a longer banner, print out more pages.

**Step 2:** Color and decorate the banner pieces any way you like.

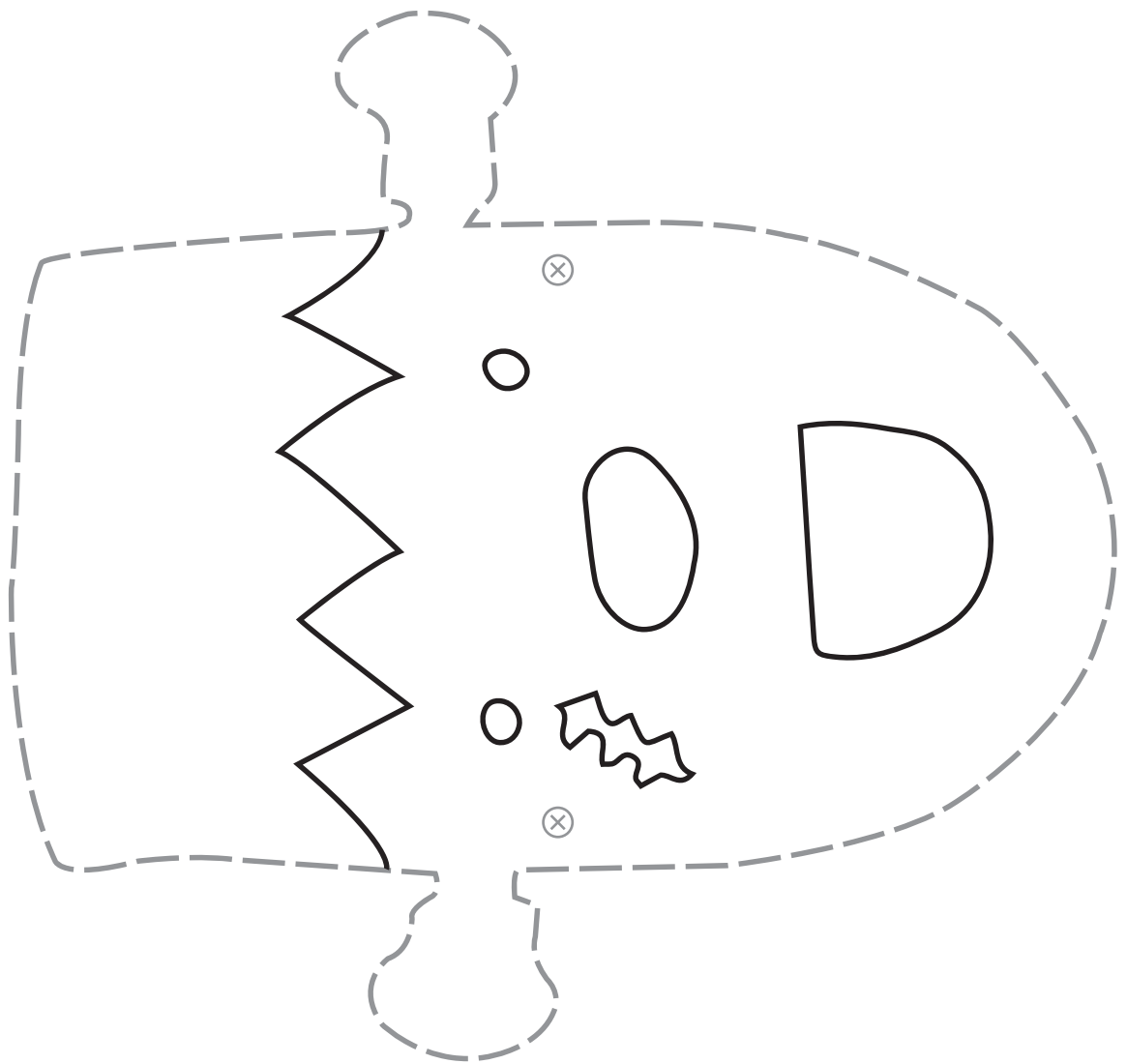
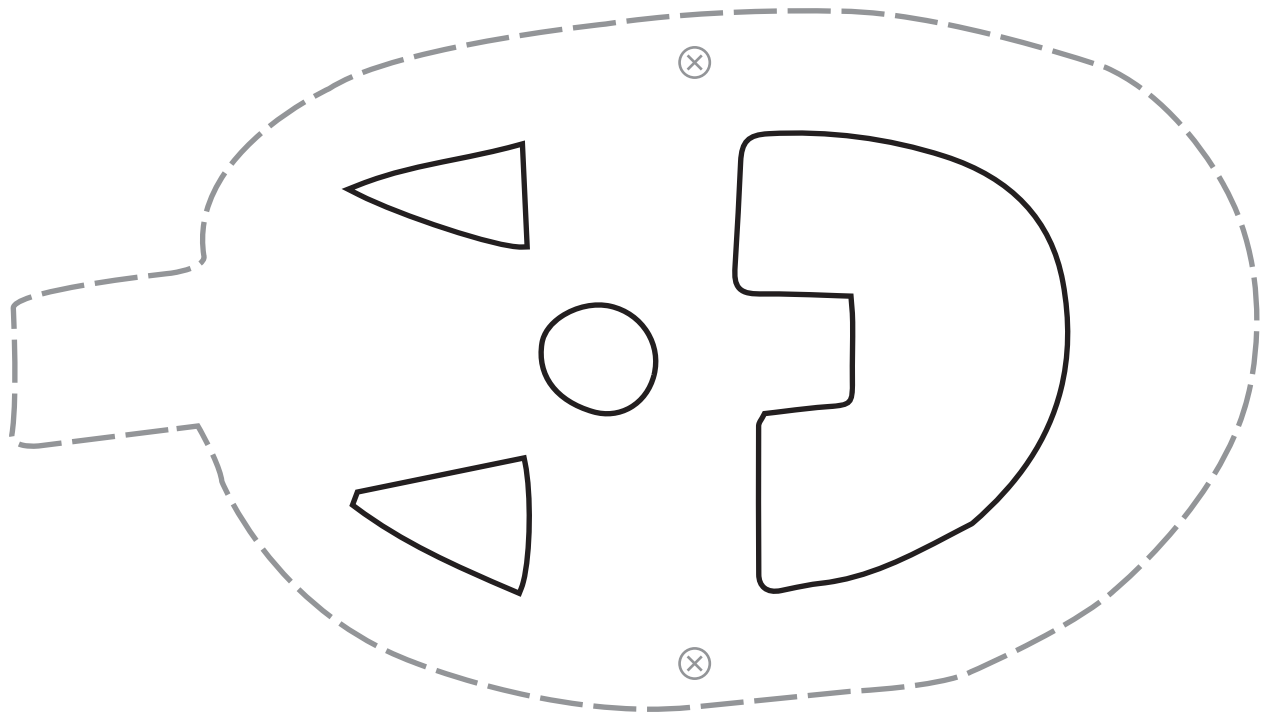
**Step 3:** Carefully cut the banner pieces out with a scissors. Ask an adult to help punch holes indicated with ⊗.

**Step 4:** Thread a ribbon, yarn, or string through the holes in the banner pieces. Thread them onto the string in the order that you want them to appear.

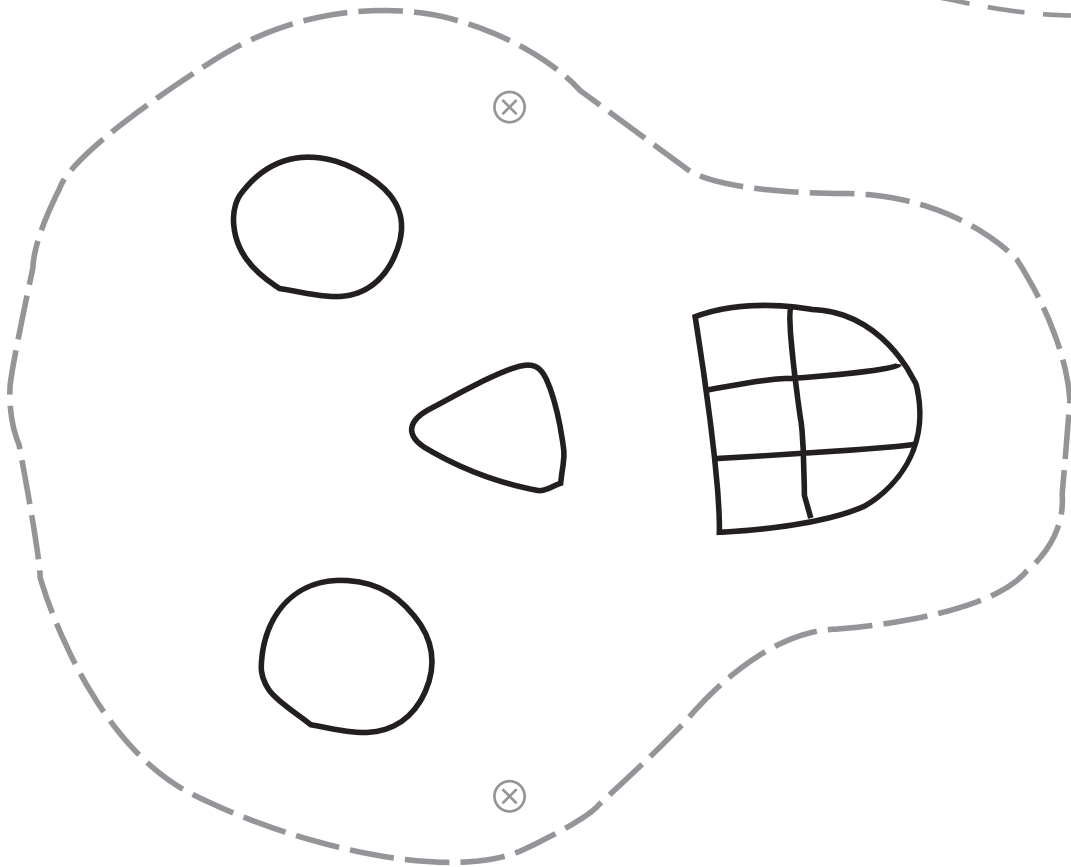
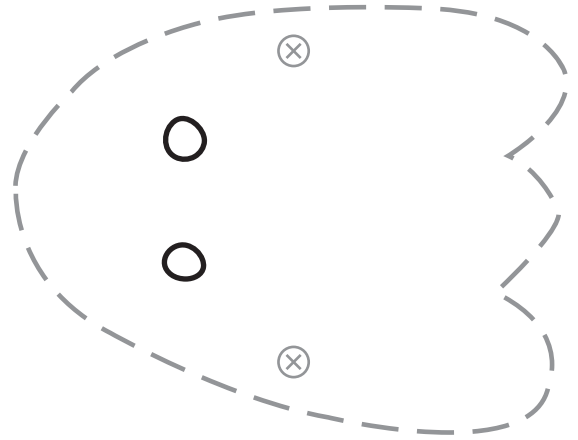
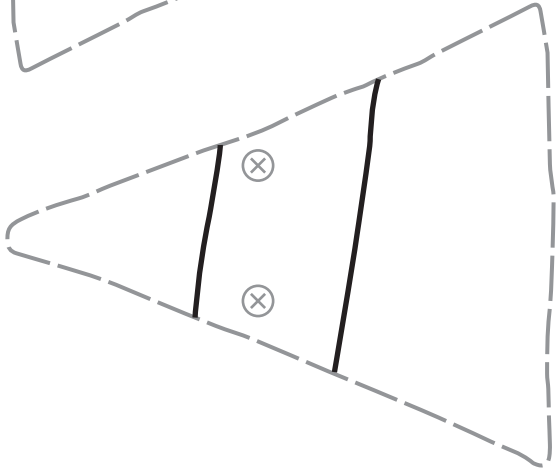
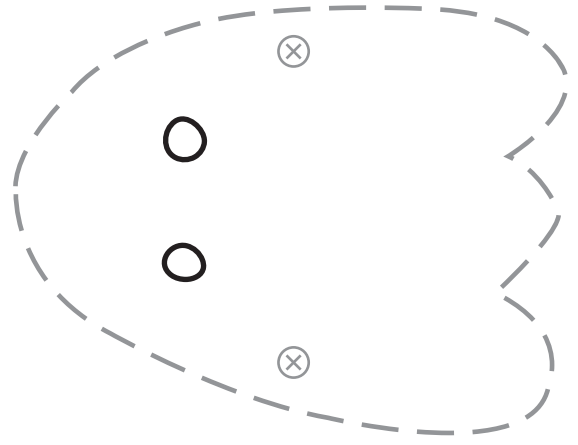
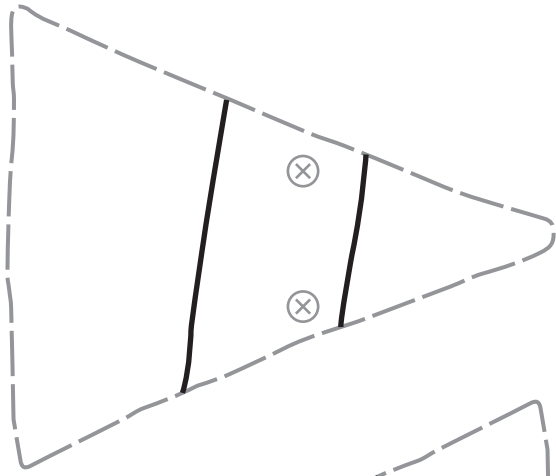
**Step 5:** Hang your banner, and enjoy!



For more Chloe Zoe fun, visit [www.albertwhitman.com](http://www.albertwhitman.com).









For more Chloe Zoe fun, visit [www.albertwhitman.com](http://www.albertwhitman.com).



For more Chloe Zoe fun, visit [www.albertwhitman.com](http://www.albertwhitman.com).

# Doodle-o'-Lantern

Carving pumpkins is one of Chloe Zoe's favorite Halloween crafts. Draw silly and scary faces on these pumpkins and then color them in.



For more Chloe Zoe fun, visit [www.albertwhitman.com](http://www.albertwhitman.com).

# Color Chloe Zoe's Street

Color and decorate all the houses on Chloe Zoe's street to get ready for all the trick-or-treaters!



Art by Jane Smith from *It's Halloween, Chloe Zoe!* Published by Albert Whitman & Company © 2017

For more Chloe Zoe fun, visit [www.albertwhitman.com](http://www.albertwhitman.com).

# Color Chloe Zoe's Street

Color and decorate all the houses on Chloe Zoe's street  
to get ready for all the trick-or-treaters!




Art by Jane Smith from *It's Halloween, Chloe Zoe!* Published by Albert Whitman & Company © 2017

For more Chloe Zoe fun, visit [www.albertwhitman.com](http://www.albertwhitman.com).

# Trick-or-Treat Maze

Getting to the treats is going to be a trick!  
Help Chloe Zoe, George, and Mary Margaret visit all  
the houses and collect the candy at the end of this maze.



For more Chloe Zoe fun, visit [www.albertwhitman.com](http://www.albertwhitman.com).



# Spot the Difference

Yum! Chloe Zoe and her friends collected so much candy.  
But can you find the 10 differences between these two pictures?



For more Chloe Zoe fun, visit [www.albertwhitman.com](http://www.albertwhitman.com).

# Candy Match-Up

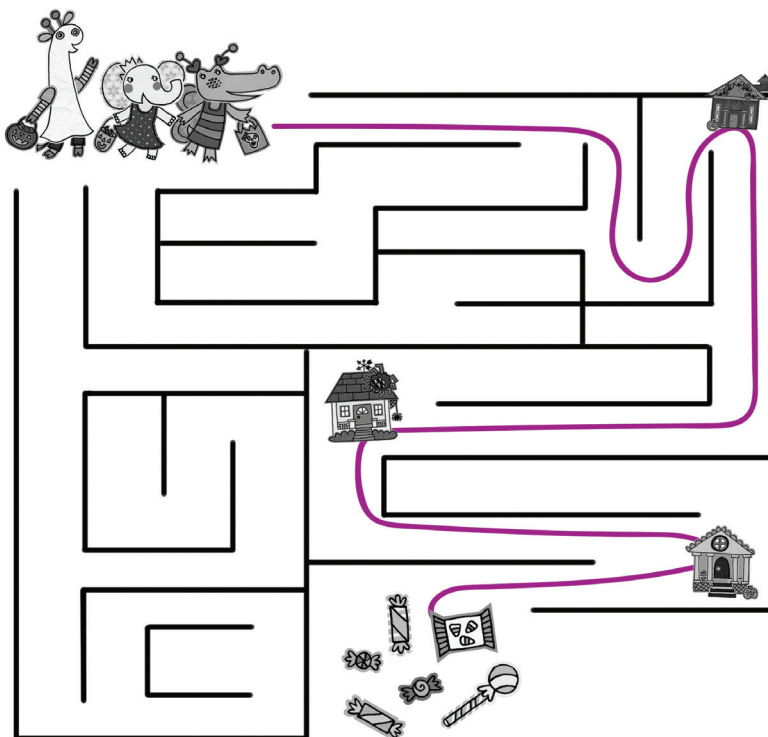
Help Chloe Zoe her sort her candy by drawing lines between the matching candies below.




For more Chloe Zoe fun, visit [www.albertwhitman.com](http://www.albertwhitman.com).

# Answers

## Trick-or-Treat Maze




## Spot the Difference



For more Chloe Zoe fun, visit [www.albertwhitman.com](http://www.albertwhitman.com).

# Candy Match-Up



For more Chloe Zoe fun, visit [www.albertwhitman.com](http://www.albertwhitman.com).