

Hartford Data Snapshot



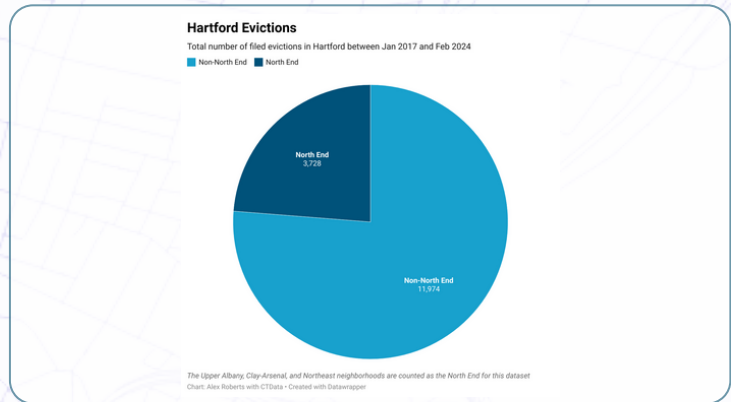
Effects of Evictions in Hartford

Alex Roberts
May 20, 2024

From 2017 through February 2024, there has been a total of 16,559 recorded eviction filings in Hartford. Of these filings, only 15,702 could be geocoded to a neighborhood. Looking at the eviction filings with neighborhood information, while the majority are taking place outside of the North End, about 24% of these evictions happen within the North End. In this dataset, the Upper Albany, Clay-Arsenal, and Northeast neighborhoods are considered to be the North End of Hartford.

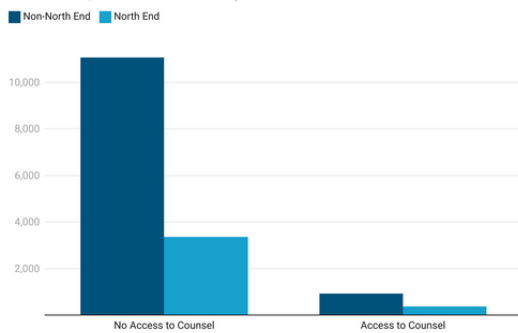
An average of 1,242 evictions occurred in each of the North End neighborhoods which is higher than the average of 855 evictions that occurred in each of the 14 Non-North End neighborhoods.

Source: State of Connecticut Judicial Branch, January 2017- February 2024



Access to Counsel in North End VS Non-North End

Amount of Hartford residents who had access to counsel during their eviction process in the North End compared to Non-North End neighborhoods



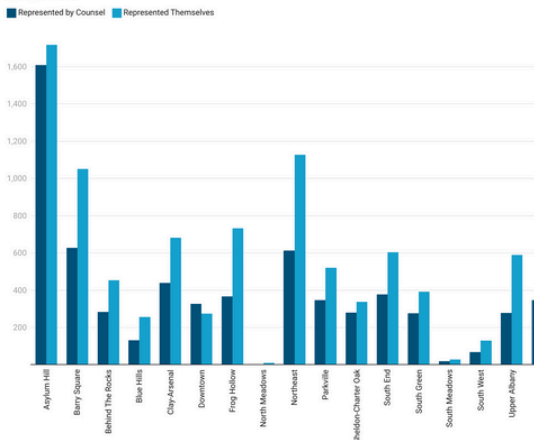
Receiving Counsel in the Eviction Process

The eviction process is not a very well-known procedure for people who haven't experienced it. This can make it seem very complex, confusing, and scary to many people. Many don't even know it's possible to get legal aid to assist them in this process. However, many don't have access to counsel. I found that in the majority of the eviction cases, tenants did not have access to counsel in their eviction process. I believe a major reason this is so, is due to a lack of awareness that aid for tenants exists and how to obtain this aid. However, with the Connecticut Right to Counsel program (CT-RTC), which started in 2022, more and more people are becoming aware that there is help for them. There is a need for more programs like CT-RTC to give not only legal aid but also housing assistance to those who need it.

Source: State of Connecticut Judicial Branch, January 2017- February 2024

Evictions with and without a Counsel in Hartford neighborhoods

The amount of Hartford evictions where defendants represented themselves in court or had the aid of a Counsel with them in court by neighborhood





The Effects of Eviction

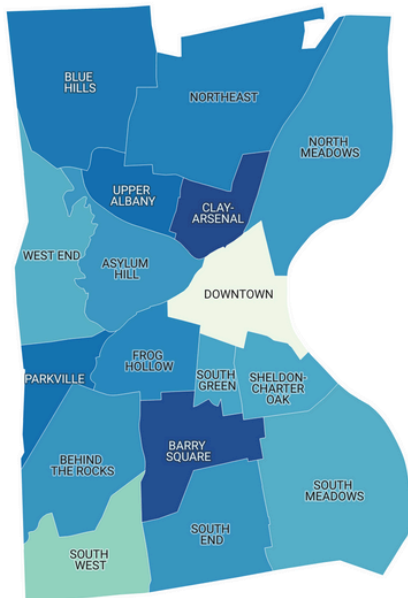
The eviction process can be very daunting and draining which can affect several aspects of a person's life. From school to work to family to socializing, eviction can put a strain on one's health and well-being. It can affect people mentally, emotionally, and even physically.

According to the data released in 2023 by the Center for Disease Control, many of the neighborhoods in Hartford have residents who report experiencing low mental and physical health for consistent amounts of time. Neighborhoods such as Barry Square and Blue Hills struggle with mental health more while areas such as the Northeast and Behind the Rocks struggle more with physical health issues. Furthermore, there are places like the Upper Albany, Clay-Arsenal, and Parkville areas where mental and physical health are both a struggle.

The data found in these charts are not directly taken from residents who have been evicted and cannot be directly correlated with eviction. However, knowing about the stress of eviction and looking at places with a high concentration of eviction filings, we can infer that eviction could have played a role in the low mental and physical health of Hartford residents.

Mental Health in Hartford Residents

The percentage of Hartford residents 18 years and older who reported having low mental health for 2 or more weeks

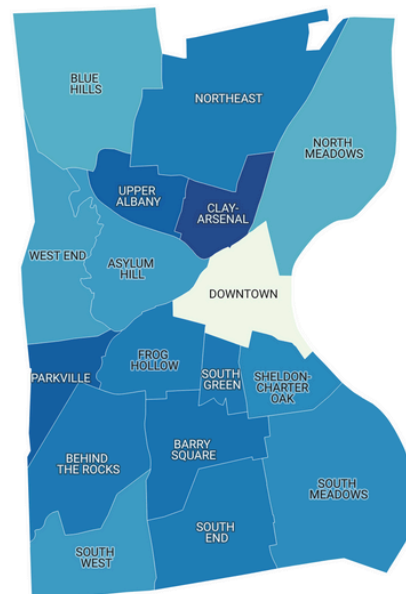


Based on PLACES data 2023 release
Map: Alex Roberts with CTDData • Source: PLACES • Created with Datawrapper

On average, the percentage of residents suffering from low mental health in the North End is 22.6% compared to 19.7% outside the North End.

Physical Health in Hartford Residents

The percentage of Hartford residents 18 years and older who reported having low physical health for 2 or more weeks



Based on PLACES data 2023 release
Map: Alex Roberts with CTDData • Source: PLACES • Created with Datawrapper

On average, the percentage of residents suffering from low physical health in the North End is 16.3% compared to 13.1% outside the North End.